

NEW ENGLAND PATRIOTS PRESS RELEASE



SUPER BOWL CHAMPIONS
XXXVI, XXXVIII & XXXIX



Gillette Stadium ★ One Patriot Place ★ Foxborough, MA 02035 ★ 508.384.9105 ★ Fax: 508.543.9053 ★ www.patriots.com ★ http://media.patriots.com

PATRIOTS REMAIN HOME FOR THE HOLIDAYS. RING IN NEW YEAR WITH THE BILLS

MEDIA SCHEDULE

WEDNESDAY, DECEMBER 28

10:15-11:30	Media Check-In
10:50-11:10	Bill Belichick Media Availability
11:15	Tom Brady Media Availability
11:15-12:00	Open Locker Room
11:45	Chan Gailey Conference Call
TBA	Buffalo Player Conf. Call
Approx. 1:15	Local Media Access to Practice

THURSDAY, DECEMBER 29

10:45-11:30	Media Check-In
11:15-12:00	Open Locker Room
Approx. 1:10	Local Media Access to Practice

FRIDAY, DECEMBER 30

TBA	Media Check-In
TBA	Bill Belichick Media Availability
TBA	Open Locker Room
TBA	Local Media Access to Practice

2011 PATRIOTS SCHEDULE

REGULAR SEASON (12-3)

Mon., Sept. 12 at Miami	38-24	W
Sun., Sept. 18 San Diego	35-21	W
Sun., Sept. 25 at Buffalo	31-34	L
Sun., Oct. 2 at Oakland	31-19	W
Sun., Oct. 9 N.Y. Jets	30-21	W
Sun., Oct. 16 Dallas	20-16	W
Sun., Oct. 23	BYE WEEK	
Sun., Oct. 30 at Pittsburgh	17-25	L
Sun., Nov. 6 N.Y. Giants	20-24	L
Sun., Nov. 13 at N.Y. Jets	37-16	W
Mon., Nov. 21 Kansas City	34-3	W
Sun., Nov. 27 at Philadelphia	38-20	W
Sun., Dec. 4 Indianapolis	31-24	W
Sun., Dec. 11 at Washington	34-27	W
Sun., Dec. 18 at Denver	41-23	W
Sat., Dec. 24 Miami	27-24	W
Sun., Jan. 1 Buffalo	1:00	CBS

*Game Time and Network subject to possible flexible scheduling adjustment.

AFC EAST STANDINGS

Team	W	L	T	Pct.	PF	PA
NEW ENGLAND	12	3	0	.800	464	321
New York Jets	8	7	0	.533	360	344
Buffalo Bills	6	9	0	.400	351	385
Miami Dolphins	5	10	0	.333	310	296

PATRIOTS MEDIA WEBSITE

The Patriots' media-only website, located at <http://media.patriots.com>, will also serve as the team's primary credentialing system in 2011. Registered users can apply for credentials by clicking on the upper right corner of the page.

PATRIOTS 2011 MEDIA GUIDE

The Patriots 2011 Media Guide is online and updated throughout the season. Media can access the media guide at www.patriots.com by clicking on the team tab.

NEW ENGLAND PATRIOTS (12-3) vs. BUFFALO BILLS (6-9)

Sunday, January 1, 2012 ★ Gillette Stadium (68,756) ★ 1:00 p.m.

New England's 27-24 victory over Miami last week clinched a first-round playoff bye. The Patriots can clinch homefield advantage throughout the AFC playoffs if either of the following happen: 1.) A Patriots win or tie over Buffalo; 2.) A Baltimore loss or tie plus a Pittsburgh loss or tie. The Patriots have earned the number one seed three times (2010, 2007 and 2003) in the past nine seasons.

PATRIOTS CLINCH PLAYOFF BERTH FOR THE 13TH TIME IN KRAFT'S 18 YEARS OF OWNERSHIP

The Patriots have qualified for the playoffs 19 times in their 52-year history. They have earned 13 playoff berths in the 18 seasons since Robert Kraft purchased the team in 1994, a dramatic contrast to the six total playoff berths that the team earned in its first 34 years of existence. New England has won 11 AFC East crowns under Kraft's leadership. New England has won 14 division crowns overall (13 AFC East Crowns) and has qualified as a Wild Card team on four occasions (1998, 1994, 1985 and 1976). The Patriots also qualified for the playoffs in 1982 as part of a 16-team tournament following a players' strike. The Patriots are guaranteed to host their 14th playoff home playoff game in 18 years. In the 34 year prior to Kraft's ownership, the Patriots hosted just one playoff game.

RECORD SETTING PATRIOTS

***Wes Welker** - Set the franchise record for most receiving yards in a season after adding 138 yards against Miami to push his total to 1,518 yards. He surpassed Randy Moss who had 1,493 yards in 2007.

***TE Rob Gronkowski** - Moved past TE Ben Coates (1,174) to set the franchise record for most receiving yards by a Patriots tight end with 1,219 yards. Gronkowski needs 72 yards to surpass San Diego's Kellen Winslow's 1980 record of 1,290 yards for most receiving yards in a season by a tight end.

***QB Tom Brady** (4,897) has the fourth highest single season passing total and needs 103 yards in the final game to become the third quarterback in NFL history to reach 5,000 yards.

Player	Team	Year	Passing Yds
Drew Brees	New Orleans	2011	5,087
Dan Marino	Miami	1984	5,084
Drew Brees	New Orleans	2008	5,069
Tom Brady	Patriots	2011	4,897
Kurt Warner	St. Louis	2001	4,830
Tom Brady	Patriots	2007	4,806

BROADCAST INFORMATION

TELEVISION: This week's game will be broadcast by **CBS** and can be seen in Boston on **WBZ-TV Channel 4**. **Don Criqui** will handle play-by-play duties with **Randy Cross** providing color. The game will be produced by **Ken Mack** and directed by **Chris Svendsen**.

NATIONAL RADIO: This week's game will be broadcast to a national audience by **Sports USA Radio Network**. **Tom McCarthy** and **Ross Tucker** will call the game.

RADIO: 98.5 FM, The Sports Hub, is the flagship station for the **Patriots Radio Network**. A complete listing of the network's 37 stations can be found in this press release. Play-by-play broadcaster **Gil Santos** is in his 35th season as the voice of the Patriots and will call the action along with Patriots Hall of Famer **Gino Cappelletti**. **Scott Zolak** will provide sideline analysis.

PATRIOTS DEDICATE 2011 SEASON TO MYRA KRAFT

The Patriots dedicated the 2011 season to the loving memory of Myra Kraft, who passed away on July 20 after a courageous battle with cancer. Every Patriots player and coach are honoring Myra's memory by wearing a patch with her initials on it in recognition of her lifelong contributions to the local and global philanthropic community and her influence on the charitable mission of the entire Patriots organization. The patch will be worn on the left chest of every player throughout the season.





PATRIOTS 2011 TEAM NOTES

SEASON NUMBERS

TOM BRADY

- Tom Brady (4,897) needs 103 yards to become the third quarterback in NFL history to reach 5,000 passing yards in a single season. Drew Brees set the NFL record for most passing yards in a single season last Monday night and enters the final week with 5,087 passing yards.
- Brady has 36 touchdowns and needs four in the last game games to reach his second 40 touchdown season. He had an NFL-record of 50 touchdowns in 2007. If Brady reaches 40 touchdowns, he will be just the second NFL player to have two seasons with 40 or more touchdowns. Dan Marino had 48 touchdowns in 1984 and 44 in 1986.
- Brady has a current streak of 31 straight games with at least one touchdown pass, a Patriots team record. The NFL record is 47 by Johnny Unitas (1956-57).
- Brady has 297 career touchdowns and is in sixth place all-time. John Elway is fifth with 300 touchdowns.
- With 36 touchdowns, Brady is the sixth quarterback in NFL history to have 30 or more touchdown passes in at least three seasons.

JULIAN EDELMAN

- Julian Edelman has the highest punt return average in Patriots history with a 12.4-yard average (55-684).
- He became the fourth Patriots player with two or more punt returns for a touchdown after his 72-yard touchdown return vs. Kansas City (11/21), joining Troy Brown (3), Irving Fryar (3) and Mike Haynes (2).

ROB GRONKOWSKI

- Rob Gronkowski has 15 touchdown receptions in 2011 to set the NFL record for most touchdown receptions by a tight end in NFL history. Vernon Davis (SF) in 2009 and Antonio Gates (SD) in 2004 had 13. Including Gronkowski's 2-yard touchdown run vs. Indianapolis (12/4), Gronkowski has 16 total touchdowns this season – the highest number of combined touchdowns by a tight end in NFL history.
- Gronkowski has 25 touchdown catches in 31 career NFL games. He reached the 20 mark in the fewest games by a tight end in NFL history.
- Gronkowski set the franchise record with 1,219 receiving yards, surpassing Ben Coates who had 1,174 yards in 1994.
- Gronkowski's 1,219 yards are fourth best in NFL history and he needs 72 yards in the final game to surpass San Diego's Kellen Winslow's 1980 record of 1,290 yards for the most receiving yards by a tight end in NFL history.
- Gronkowski is one of seven tight ends to reach 1,200 receiving yards in a single season.

(WES WELKER)

- Wes Welker set the franchise record for most receiving yards in a single season with 1,518. He surpassed Randy Moss who had 1,493 yards in 2007.
- Wes Welker has 116 receptions (tied for the ninth highest in NFL history) and needs eight in the final game to give him 124 receptions for the season, which would be second in NFL history to the 143 by Marvin Harrison in 2002. Welker (2009) and Herman Moore (1995) have the second highest single season total with 123 receptions.
- With over 100 receptions in 2011, Welker joined Marvin Harrison and Jerry Rice as the only NFL players with four 100-reception seasons.

KYLE ARRINGTON

- Kyle Arrington is in a three-way tie for the NFL lead with seven interceptions. The last Patriots player to lead the NFL in interceptions was Asante Samuel with 10 in 2006.

NFL'S BEST AT HOME

Since their state-of-the-art facility opened at the beginning of the 2002 season, the Patriots own the NFL's best record at home overall. The Patriots own an overall record of 66-13 (.835) at Gillette Stadium in regular season games and a 73-15 (.830) record including playoffs.

BEST HOME RECORDS SINCE 2002 (including playoffs)

Team	W	L	T	Pct.
New England	73	15	0	.830
Baltimore	61	21	0	.744
Pittsburgh	64	23	1	.733
Indianapolis	65	24	0	.730
San Diego	57	28	0	.671
Seattle	56	30	0	.651
Philadelphia	54	33	0	.621

PATRIOTS ARE SHARP AT GILLETTE

The Patriots concluded a 20-game home winning streak with a 24-20 loss to the New York Giants on Nov. 6, 2011. It was the longest home win streak in team history. The Patriots own an overall record of 66-13 (.835) at Gillette Stadium in regular season games. Since their state-of-the-art facility opened at the beginning of the 2002 season, the Patriots own the NFL's best record at home all-time.

The teams with the highest winning percentage at a stadium since 1970 (minimum 25 games):

Team	Stadium	W-L-T	WIN PCT.
New England	Gillette Stadium	66-13	.835
Miami	Orange Bowl	101-22-1	.819
Pittsburgh	Heinz Field	65-22-1	.744
Minnesota	Metropolitan Stadium	64-23-1	.733
LA Rams	Memorial Coliseum	53-20-2	.726

LONGEST HOME WINNING STREAK / PATRIOTS HISTORY (REG. SEASON)

Streak	First Win	Last Win
20	Dec. 12, 2008	Oct. 16, 2011
18	Dec. 29, 2002	Sept. 8, 2005
12	Nov. 26, 2006	Sept. 7, 2008
10	Sept. 18, 1976	Oct. 30, 1977

TWO PATRIOTS REACH 1,000 YARDS

Wes Welker (1,518) and Rob Gronkowski (1,219) are both over 1,000 yards. It is the fifth time in team history that New England has two players over 1,000 receiving yards. Welker and Randy Moss had three straight seasons with 1,000 yards (2007-09). Welker and Moss became the sixth group of NFL teammates to have three straight 1,000 yard seasons. The Patriots also had two receivers reach 1,000 yards in 1979.

TOM BRADY AND WES WELKER BECOME THE 12TH TO SCORE ON A 99-YARD PASS PLAY

Tom Brady connected with Wes Welker on a 99-yard touchdown in the fourth quarter of the 2011 season-opener at Miami (9/12). The 99-yard play tied the NFL record for the longest offensive play, which has been accomplished 14 times. There have been 13 pass plays and one running play for 99 yards. Listed below are the 14 99-yard plays.

(13) 99-YARD PASS PLAYS

Frank Filchock to Andy Farkas, Wash. vs. Pitt. – Oct. 15, 1939
 George Izo to Bobby Mitchell, Wash. vs. Clev. – Sept. 15, 1963
 Karl Sweetan to Pat Studstill, Det. vs. Balt. – Oct. 16, 1966
 Sonny Jurgensen to Gerry Allen, Wash. vs. Chic. – Sept. 15, 1968
 Jim Plunkett to Cliff Branch, LA Raiders vs. Wash. – Oct. 2, 1983
 Ron Jaworski to Mike Quick, Phil. vs. Atl. – Nov. 10, 1985
 Stan Humphries to Tony Martin, SD. vs. Sea.. -Sept. 18, 1994
 Brett Favre to Robert Brooks, GB vs. Chic. – Sept. 11, 1995
 Trent Green to Marc Boerigter, KC vs. SD. – Dec. 22, 2002
 Jeff Garcia to Andre Davis, Clev. vs. Cin. – Oct. 17, 2004
 Gus Ferrotte to Bernard Berrion, Minn. vs. Chi. – Nov. 30, 2008

Tom Brady to Wes Welker, NE at Mia. – Sept. 12, 2011

Eli Manning to Victor Cruz, NY Giants at NY Jets – Dec. 24, 2011

(1) 99-YARD RUN PLAY

Tony Dorsett, Dal. vs. Minn.- Jan. 3, 1983



PATRIOTS 2011 TEAM NOTES

PATRIOTS SET FRANCHISE RECORD WITH 622 TOTAL YARDS IN 2011 OPENER

The Patriots 622 total yards at Miami (9/12) is a franchise record. The previous high was 619 yards vs. Tennessee on Oct. 18, 2009. The Patriots now have two games in their history with 600 or more total yards.

NFL'S BEST ROAD WARRIORS

Since the start of the 2000 season, the Patriots have the best regular-season road record at 63-33 (.656).

TEAM	RECORD	PCT.
New England	63-33	.656
Philadelphia	62-33-1	.651
Indianapolis	59-36	.621
Pittsburgh	58-37	.611

PATRIOTS FORCE TURNOVERS

The Patriots lead the NFL with a +120 turnover margin since the 1994 season, including a league-leading and franchise record +28 in 2010.

NFL TURNOVER MARGIN SINCE 1994

Rank	Team	Turnover Margin
1.	New England	+120
2.	Kansas City	+101
3.	Green Bay	+68

PATRIOTS SCORE TOUCHDOWNS

The Patriots have scored 55 touchdowns so far in 2011, third in team history.

MOST TOUCHDOWNS IN A SEASON / PATRIOTS

75 in 2007
65 in 2010
55 in 2011
52 in 1961 and 1980

PATRIOTS REACH 400 POINTS FOR THE FIFTH STRAIGHT YEAR

The Patriots currently have 464 points for their fifth straight season of 400 or more points. The 464 points are third in team history. The Patriots are the third team to ever have at least five straight 400-point seasons. Indianapolis had five straight (2003-07) and San Diego is 42 points away from their eighth straight season (2004-10) with 400 or more points.

MOST POINTS SCORED IN A SEASON BY THE PATRIOTS

589 in 2007
518 in 2010
464 in 2011
441 in 1980

PATRIOTS ON POINT PART 2

The Patriots are averaging 30.9 points per game in 2011. That average ranks third all-time in team history.

HIGHEST AVG. POINTS PER GAME BY THE PATRIOTS

36.8 in 2007
32.4 in 2010
30.9 in 2011
29.5 in 1961

PATRIOTS GAIN YARDS

The Patriots enter this week's game with 6,368 total yards, the second highest yardage total in team history. They need 213 yards this week to set a new franchise record, eclipsing the 6,580 yards in 2007.

MOST TOTAL NET YARDS/SEASON

6,580 in 2007
6,368 in 2011
6,357 in 2009

WHAT'S THE POINT?

The Patriots enter this week's game 14th in the NFL on defense by allowing an average of 21.4 points per game. The Patriots have finished in the top 10 in points allowed on defense for the past five seasons and in 8 of the last 10 years. Under Belichick, the Patriots have never finished worse than 17th among the 32 teams in points allowed.

	Avg. Points Allowed	Avg. Yds Allowed
2011	21.4 (14)	412.1 (32)
2010	19.6 (8)	365.5 (25)
2009	17.8 (5)	320.2 (11)
2008	19.3 (8)	309.0 (10)
2007	17.1 (4)	288.3 (4)
2006	14.8 (2)	294.4 (6)
2005	21.1 (17)	330.2 (26)
2004	16.3 (2t)	310.6 (9)
2003	14.9 (1)	291.6 (7)
2002	21.6 (17)	336.1 (23)
2001	17.0 (6)	334.5 (24)
2000	21.1 (17)	334.6 (20)

TOP OFFENSE

The Patriots offense is currently ranked second in the NFL in total yards. The Patriots offense has finished in the top 10 four straight seasons. Since the 1970 merger, the Patriots offense has finished in the top 10 15 times, including six times under Bill Belichick.

Year	Rank
2011	2
2010	8
2009	3
2008	5
2007	1

DIVISIONAL DOMINANCE I

The New England Patriots own a 52-15 (.776) record in regular season AFC East games since the beginning of the 2001 season, compiling the best intra-division record of any team in the NFL.

NFL'S TOP DIVISIONAL RECORDS SINCE 2001

Team	W	L	T	Pct.
New England Patriots	52	15	0	.776
Pittsburgh Steelers	49	20	0	.710
Green Bay Packers	47	20	0	.701
Indianapolis Colts	47	20	0	.701

AFC EAST DIVISIONAL RECORDS SINCE 2001

Team	W	L	T	Pct.	Div. Titles	Years
New England	52	15	0	.776	8	2001, 03-07, 09-11
New York Jets	34	33	0	.507	1	2002
Miami	28	39	0	.418	1	2008
Buffalo	21	46	0	.313	0	---

NOTES: The Indianapolis Colts were members of the AFC East in 2001 and compiled a 3-5 divisional record that season. In 2002, the Patriots and Jets both finished with a 9-7 overall record and a 4-2 divisional record, but the Jets claimed the division title by virtue of having a better record against common opponents. In 2008, the Patriots and Dolphins both finished with an 11-5 overall record and a 4-2 divisional record, but Miami qualified for the playoffs due to a better conference record (8-4 to 7-5).

DIVISIONAL DOMINANCE II

The Patriots have the highest winning percentage in division games from November until the end of the season since 2002.

Team	W	L	T	Pct.
New England	26	7	0	.788
Indianapolis	25	8	0	.758
San Diego	24	9	0	.727
Green Bay	26	10	0	.722
Pittsburgh	26	11	0	.703



PATRIOTS 2011 TEAM NOTES

HOME RECORD IN DECEMBER SINCE 2002

With a 20-1 record, the New England Patriots have the best home record in December since Gillette Stadium opened in 2002. The Patriots have won 19 straight home December games.

Team	W	L	T	Pct.
New England	20	1	0	.952
Green Bay	18	4	0	.818
Indianapolis	19	6	0	.760
Denver	13	5	0	.722
Philadelphia	14	6	0	.700

NFL'S TOP DECEMBER RECORD SINCE 2001

The Patriots have an NFL-best 41-5 record in the month of December since the 2001 season, including a 4-0 record in 2011.

Rk	Team	Record
1	New England Patriots	41-5
2	Philadelphia Eagles	35-12
3	Pittsburgh Steelers	34-14
4	Indianapolis Colts	31-17
5	San Diego Chargers	31-18

The Patriots have finished undefeated in December seven times during that time: (4-0 -2011): (2001 - 4-0), (2003 - 4-0), (2005 - 4-0), (2007 - 5-0), (2008 - 4-0) and (2010 -4-0).

BEST RECORDS IN THE FINAL FOUR GAMES OF THE SEASON SINCE 2006

Team	W	L	T	Pct.
New England	21	2	0	.913
San Diego	21	2	0	.913
Philadelphia	18	5	0	.783
Baltimore	17	6	0	.739
Indianapolis	17	6	0	.739

2011 TEAM CAPTAINS

Quarterback Tom Brady and G Logan Mankins are the offensive captains. Nose tackle Vince Wilfork, LB Jerod Mayo and CB Devin McCourty are the defensive captains. Wide receiver Matthew Slater is the special teams captain. The Patriots' 2011 captains were elected by their teammates. On offense, Brady is and offensive captain for the 10th straight season, having first been elected in 2002. Mankins, who is in his seventh season with New England after joining the team as a first round draft choice in 2005, is serving as a captain for the first time. On defense, Wilfork is a captain for the fourth straight season, while Mayo, is in his third season serving as a captain. Slater is in his first season as a captain.

STRONG IN THE SECOND HALF

Since 2001, New England has done a remarkable job of finishing the season strong, compiling an NFL-best 66-15 (.815) record in games on or after Thanksgiving.

PATRIOTS BEFORE AND AFTER THANKSGIVING SINCE 2001

Season	Pre-Thanksgiving	Post-Thanksgiving	Overall
2001	5-5 (.500)	9-0 (1.000)	14-5*
2002	6-5 (.545)	3-2 (.600)^	9-7
2003	9-2 (.818)	8-0 (1.000)	17-2*
2004	9-1 (.900)	8-1 (.889)	17-2*
2005	6-4 (.600)	5-3 (.625)	11-7*
2006	7-3 (.700)	7-2 (.777)	14-5*
2007	10-0 (1.000)	8-1 (.889)	18-1*
2008	7-4 (.636)	4-1 (.800)	11-5
2009	7-3 (.700)	3-4 (.429)	10-7*
2010	8-2 (.800)	6-1 (.857)^	14-3*
2011	7-3 (.700)	5-0 (1.000)	???
Totals	81-32 (.717)	65-15 (.815)	135-44

*Includes playoffs ^Includes games played on Thanksgiving

BEST RECORDS IN GAMES PLAYED ON OR AFTER THANKSGIVING SINCE 2001

(Includes regular-season and playoff games)

Team	W	L	T	Pct.
New England	66	15	0	.815
Pittsburgh	57	23	0	.713
Philadelphia	51	29	0	.638
San Diego	44	26	0	.629
Green Bay	48	28	0	.632

SUSTAINED SUCCESS: PATRIOTS TO FINISH ABOVE .500 FOR THE 11TH STRAIGHT SEASON

With their ninth win of the 2011 season vs. Indianapolis (12/4), the Patriots guaranteed a winning record for the 11th straight season. The Patriots have now won nine or more games in 15 of the 18 seasons that Robert Kraft has owned the team. The Patriots have won more than half of their games 11 straight years. They are the first team to win more than half of their games in 11 straight seasons since free agency began in 1993. The Patriots are the fourth team to win more than half of their games in 11 straight seasons since the 1970 AFL-NFL merger, joining the 49ers (16 straight from 1983-1998), the Cowboys (16 straight from 1970-85), and the Raiders (11 straight from 1970-80). At the conclusion of the 2011 season, the Patriots will be the only NFL team to finish with a record of .500 or better in each of the last 11 years (2001-2011). Each of the other 31 NFL teams had at least one losing season between 2001 and 2010.

ANNUAL ACHIEVEMENTS – PATRIOTS HAVE THE MOST 9+ WIN SEASONS SINCE 2001

The Patriots are the only team in the NFL to have recorded nine or more wins in each of the last 11 seasons.

MOST SEASONS OF 9+ WINS SINCE 2001

New England	11*
Pittsburgh	9*
Indianapolis	9
Philadelphia	8

*-Includes 2011 Season

PATRIOTS WIN 10+ FOR THE NINTH STRAIGHT YEAR

New England has reached at least 10 regular-season wins for the ninth consecutive season, joining San Francisco (16) and Indianapolis (9) as the only teams to accomplish the feat.

Team	Years	Consecutive Seasons with 10+ Wins
San Francisco	1983-1998	16
New England	2003-present	9
Indianapolis	2002-2010	9

2011 HONORS AND AWARDS

QB Tom Brady

- AFC Offensive Player of the Week (Wk. 1 at Miami)
- AFC Offensive Player of the Week (Wk. 2 vs. San Diego)
- AFC Offensive Player of the Month (November)

DE Andre Carter

- AFC Defensive Player of the Week (Wk. 10 at NY Jets)

WR Julian Edelman

- AFC Special Teams Player of the Week (Wk. 11 vs. KC)

TE Rob Gronkowski

- AFC Offensive Player of the Week (Wk. 14 at Washington)

PLAYER RANKINGS

Tom Brady (1,454,311) led all AFC players and finished second overall in votes. Wes Welker (1,133,787) finished fifth overall in votes. Andre Carter (389,491), Rob Gronkowski (936,886) and Logan Mankins (272,702) also were the top vote getters at their positions.



QB Tom Brady	(1 st in AFC Voting – 1,454,311)
WR Wes Welker	(1 st in AFC Voting – 1,133,787)
TE Rob Gronkowski	(1 st in AFC Voting – 936,886)
TE Aaron Hernandez	(2 nd in AFC Voting – 265,682)
T Matt Light	(2 nd in AFC Voting – 309,609)
G Logan Mankins	(1 st in AFC Voting – 337,844)
G Brian Waters	(4 th in AFC Voting – 200,270)
C Dan Connolly	(4 th in AFC Voting – 190,336)
DE Andre Carter	(1 st in AFC Voting – 511,693)
DT Vince Wilfork	(3 rd in AFC Voting – 290,463)
CB Kyle Arrington	(2 nd in AFC Voting – 477,390)
S Patrick Chung	(5 th in AFC Voting – 59,833)
K Stephen Gostkowski	(3 rd in AFC Voting – 69,871)
P Zoltan Mesko	(4 th in AFC Voting – 57,178)
SPT Matthew Slater	(3 rd in AFC Voting – 75,922)



WHAT HAVE YOU DONE FOR ME LATELY?

Since their record-setting 2007 season, the Patriots have maintained their spot atop the NFL in terms of winning percentage and are second in points scored. Since the beginning of the 2008 season, the Patriots have the NFL's highest winning percentage and have scored the second most points in the NFL. Since 2009, the Patriots are tied for the best winning percentage and have scored the most points. New England tops both categories since the beginning of the 2010 season.

HIGHEST WINNING PERCENTAGE SINCE 2008

Team	W	L	T	Pct.	PF	PA
New England Patriots	47	16	0	.746	1819	1228
Pittsburgh Steelers	44	19	0	.698	1402	997
New Orleans Saints	44	19	0	.698	1859	1363
Baltimore Ravens	43	20	0	.683	1487	1025
Atlanta Falcons	42	21	0	.667	1525	1264
Green Bay Packers	41	22	0	.651	1783	1235
Indianapolis Colts	38	25	0	.603	1458	1404
New York Giants	38	25	0	.603	1586	1454
Philadelphia Eagles	37	26	0	.595	1646	1321
New York Jets	37	26	0	.595	1480	1240
San Diego Chargers	37	26	0	.595	1702	1340

HIGHEST WINNING PERCENTAGE SINCE 2009

Team	W	L	T	Pct.	PF	PA
New England Patriots	36	11	0	.766	1409	919
New Orleans Saints	36	11	0	.766	1396	970
Green Bay Packers	35	12	0	.745	1364	855
Pittsburgh Steelers	32	15	0	.681	1055	774
Baltimore Ravens	32	15	0	.681	1102	781
Atlanta Falcons	31	16	0	.660	1134	939
San Diego Chargers	29	18	0	.617	1263	993
New York Jets	28	19	0	.596	1075	884
Philadelphia Eagles	28	19	0	.596	1230	1032
New York Giants	26	21	0	.553	1159	1160
Indianapolis Colts	26	21	0	.553	1081	1106
San Francisco 49ers	26	21	0	.553	981	829

HIGHEST WINNING PERCENTAGE SINCE 2010

Team	W	L	T	Pct.	PF	PA
New England Patriots	26	5	0	.839	982	634
Green Bay Packers	24	7	0	.774	903	558
Pittsburgh Steelers	23	8	0	.742	687	450
Baltimore Ravens	23	8	0	.742	711	520
New Orleans Saints	23	8	0	.742	886	629
Atlanta Falcons	22	9	0	.710	771	614
New York Jets	19	12	0	.613	727	648
Chicago Bears	18	13	0	.581	670	614
New York Giants	18	13	0	.581	757	733
San Francisco 49ers	18	13	0	.581	651	548

MOST POINTS SCORED SINCE 2008

Team	Points
New Orleans Saints	1859
New England Patriots	1819
Green Bay Packers	1783
San Diego Chargers	1702
Philadelphia Eagles	1646
New York Giants	1586
Atlanta Falcons	1525
Houston Texans	1503
Baltimore Ravens	1487
New York Jets	1480

MOST POINTS SCORED SINCE 2009

Team	Points
New England Patriots	1409
New Orleans Saints	1396
Green Bay Packers	1364
San Diego Chargers	1263
Philadelphia Eagles	1230
New York Giants	1159
Houston Texans	1137
Atlanta Falcons	1134
Dallas Cowboys	1110
Baltimore Ravens	1102

MOST POINTS SCORED SINCE 2010

Team	Points
New England Patriots	982
Green Bay Packers	903
New Orleans Saints	886
San Diego Chargers	809
Philadelphia Eagles	801
Detroit Lions	795
Atlanta Falcons	771
New York Giants	757
Houston Texans	749
Dallas Cowboys	749



PATRIOTS VS. BILLS

SERIES HISTORY

The Patriots and Bills will meet for the 104th time, with New England holding a 61-41-1 edge. After seven straight series sweeps and 15 straight wins, Buffalo ended the streak with a 34-31 victory at Ralph Wilson Stadium in the first meeting of the two teams in 2011 on Sept. 25.

The 15-game win streak is the third longest winning streak over a single opponent in NFL history.

The series between the AFC East rivals began in 1960. The Patriots' 61 wins over the Bills are their highest victory total over any opponent, eight more than they own over the New York



Jets (53). New England has won 20 of its last 23 games against Buffalo dating back to the 2000 season.

The Patriots are 29-22-1 all-time in Buffalo, including 22-16 at Ralph Wilson Stadium. The Patriots are 32-19 all-time in home games against Buffalo, including 9-0 at Gillette Stadium.



The teams have had many memorable matchups over the years,

including a five-game span from 1999 to 2001 where four of the five contests were decided in overtime.

SERIES TRENDS

Home Record 32-19

Record in Foxborough 26-14

Foxboro Stadium 17-14

Gillette Stadium 9-0

Record in Boston 6-5

Away Record 29-22-1

War Memorial Stadium 7-6-1

Ralph Wilson/Rich Stadium 22-16

Largest Margin of Victory 46 points (2007)

Largest Margin of Defeat 35 points (1970)

Longest Win Streak 15 games (2003-2010)

Bill Belichick vs. Buffalo Bills 20-4 (20-3 with N.E.)

PATRIOTS – BILLS QUICK HITS

- The Patriots have won 10 straight games against Buffalo at home, including a perfect 9-0 record at Gillette Stadium.
- The Patriots have recorded 61 wins over the Bills, the most by the Patriots against any one opponent.

FIRST 2011 MEETING

BUFFALO 34, PATRIOTS 31

September 25, 2011 ★ Ralph Wilson Stadium

	1	2	3	4	Final
New England Patriots	14	7	3	7	31
Buffalo Bills	0	10	7	17	34

The Buffalo Bills snapped a 15-game losing streak to the Patriots after overcoming a 21-0 second quarter deficit in a 34-31 victory. Buffalo kicker Rian Lindell drilled a 28-yard field goal as time expired to secure the win.

Tom Brady completed 30 of 45 passes for 387 yards and four touchdowns, and Wes Welker set a franchise record with 217 receiving yards on 16 receptions with two touchdowns.

Despite setting a league record for most yards passing over a three game stretch with his performance against the Bills, Brady matched a career high with four interceptions, including two inside Buffalo territory. The other two were inside New England territory with one being returned for a Buffalo touchdown.

Buffalo CB Drayton Florence returned a Brady pick 27 yards for a touchdown with 10:22 left to give Buffalo a 31-24 lead. That score came right after Fred Jackson scored on a 1-yard run to tie the game 24-24.

FIRST 2011 MEETING (continued)

Brady did lead the Patriots' offense on a 15-play, 71-yard drive on the ensuing series that was culminated with a 6-yard touchdown pass to Welker to tie the game at 31-31 on a fourth-and-goal from the 6-yard line. But Buffalo got the ball back with 3:25 to play, and QB Ryan Fitzpatrick completed passes of 29, 12 and 39 yards to get down to the New England 1-yard line with 1:43 to play. The Bills drained the clock to 3 seconds before kicking the game-winning field goal.

New England scored on its first two drives to take a 14-0 first quarter lead after Brady connected with Welker for a 14-yard score and TE Rob Gronkowski for a 1-yard touchdown. CB Kyle Arrington ended Buffalo's first two drives with interceptions to help secure the lead. Midway through the second quarter, the Patriots extended their lead to 21-0 when Brady connected with Gronkowski for a 26-yard touchdown.

Buffalo's comeback began in the final two minutes of the first half when they scored 10 points. First, the Bills engineered a 96-yard drive that ended with an 11-yard touchdown from Fitzpatrick to WR Steve Johnson at the two-minute mark. Brady engineered a drive deep into Buffalo territory on the next series but was intercepted when he attempted to hit RB Danny Woodhead in the right flat. Buffalo responded by driving to the New England 24-yard line where they kicked a field goal to cut the deficit to 21-10 at the break. Brady was intercepted three times in the second half as Buffalo mounted their come-from-behind win. Brady was intercepted on the first series in the third quarter when he was attempting to connect with WR Chad Ochocinco. Buffalo converted that turnover into a touchdown to make it 21-17. After extending the lead to 24-17 following a field goal, Brady moved the Patriots to the Buffalo 23-yard line early in the fourth quarter before being intercepted at the 5-yard line when he attempted to hit Gronkowski on a touchdown pass. Buffalo took over and drove 95 yards to set up a 1-yard touchdown run by Jackson to tie the game at 24-24.

WELKER SETS FRANCHISE RECORD

Welker had a career-high 217 receiving yards to set a franchise record. The previous record was set by Terry Glenn when he had 214 at Cleveland on Oct. 3, 1999. It is the second 200-yard performance in franchise history. Welker's previous best was 192 yards vs. the New York Jets (11/22/09). Welker's 16 receptions are a personal best and are tied with Troy Brown for the franchise mark. Brown had 16 vs. Kansas City on September 22, 2001. Welker's previous best was the 15 he had vs. the New York Jets (11/22/09).

TALE OF THE TAPE

2011 Regular Season	New England	Buffalo
Record	12-3	6-9
Divisional Standings	1st	3rd
Total Yards Gained	6,368	5,222
Total Offense (Rank)	424.5 (2)	348.1 (14)
Rush Offense	108.4 (19)	121.0 (11)
Pass Offense	316.1 (2)	227.1 (15)
Points Per Game	30.9 (3)	23.4 (14)
Total Yards Allowed	6,182	5,466
Total Defense	412.1 (32)	364.4 (24)
Rush Defense	117.5 (17)	139.1 (28)
Pass Defense	294.7 (32)	225.3 (15)
Points Allowed/Game	21.4 (14)	25.7 (27)
Possession Avg.	28:44	30:10
Sacks Allowed/Yards Lost	28/155	20/137
Sacks Made/Yards	38/263	24/184
Passing TD/Int (off.)	36/11	22/21
Passing TD/Int (def.)	24/19	27/20
Total Touchdowns	55	40
Penalties Against/Yards	83/738	81/698
Punts/Avg.	55/46.4	70/37.9
Field Goals Made/Att.	26/31	23/30
Takeaway/Giveaway Ratio	+14 (3)	+4 (10)



PATRIOTS VS. BILLS

PASSING PERFORMANCES

Tom Brady has led the Patriots to 17 regular season victories over the Bills, recording his highest regular season victory total over any opponent. Additionally, Brady has thrown for more touchdowns (43) against Buffalo than any other opponent.

Tom Brady vs. Buffalo (17-2)

DATE	H/A	A	C	YDS	%	TD	I	RT	W/L	SCORE
11/11/01	H	21	15	107	.714	1	1	78.9	W	21-11
12/16/01	A	35	19	237	.543	0	1	63.6	W(ot)	12-9
11/03/02	A	26	22	265	.846	3	0	147.6	W	38-7
12/08/02	H	27	15	183	.556	2	0	101.3	W	27-17
09/07/03	A	28	14	123	.500	0	4	22.4	L	0-31
12/27/03	H	32	21	204	.656	4	0	122.9	W	31-0
10/03/04	A	30	17	298	.567	2	0	112.9	W	31-17
11/14/04	H	35	19	233	.543	2	1	82.2	W	29-6
10/30/05	H	21	14	199	.667	1	0	113.9	W	21-16
12/11/05	A	38	29	329	.763	2	2	97.4	W	35-7
09/10/06	H	23	11	163	.478	2	1	82.3	W	19-17
10/22/06	A	27	18	195	.667	2	0	112.4	W	28-6
09/23/07	H	29	23	311	.793	4	0	150.9	W	38-7
11/18/07	A	39	31	373	.795	5	0	146.1	W	56-10
09/14/09	H	53	39	378	.736	2	1	97.8	W	25-24
12/20/09	A	23	11	115	.478	1	1	59.1	W	17-10
09/26/10	H	27	21	252	.778	3	0	142.6	W	38-30
12/26/10	A	27	15	140	.556	3	0	107.0	W	38-7
09/25/11	A	45	30	387	.667	4	4	86.1	L	31-34
Career Totals		586	384	4492	.654	43	16	101.7		17-2

BRADY AGAINST THE AFC EAST

As a starter against the AFC East, Tom Brady owns a 48-12 (.800) record. He is 17-2 against Buffalo, 15-4 against the New York Jets, 14-6 against Miami and was 2-0 against Indianapolis when they were in the AFC East (2001 season).

CONNECTIONS

NEW ENGLAND TIES

- Bills **QB Ryan Fitzpatrick** played quarterback for Harvard University from 2001- 2004.
- Bills **S Jon Corto**, attended Sacred Heart University in Fairfield, Conn. from 2003-2006.
- Bills **WR Marcus Easley**, was born in Stratford, Conn. and attended the University of Connecticut from 2006-2010. He became the first UConn WR to be drafted to the NFL after he was selected in the 4th round (107 overall) in the 2010 draft.

BUFFALO TIES

- Patriots **TE Rob Gronkowski** grew up in Williamsville, N.Y. just 14 miles outside of Buffalo.

FORMER NFL TEAMATES

- Patriots **LB Tracy White** played for the Green Bay Packers with Bills **LB Nick Barnett** from 2006-08.
- Bills **QB/WR Brad Smith** played for the New York Jets from 2006-2010 and was teammates with Patriots **DE Shaun Ellis**, **DB James Ihedigbo**, and **RB Danny Woodhead**.
- Patriots **LB Rob Ninkovich** played with Bills **SS Bryan Scott** in New Orleans for the Saints in 2006.
- Patriots **OG Donald Thomas** played with the Miami Dolphins with Bills **DE Lionel Dotson** from 2008-2010, **QB Tyler Thigpen** from 2009-2010, and **LB Reggie Torbor** from 2008-2009.
- Patriots **WR Wes Welker** was a member of the San Diego Chargers during the spring of 2004 and played with **CB Drayton Florence**. Florence also played the 2008 season with Thomas in Miami.
- Patriots **WR Wes Welker** (2006), **LB Rob Ninkovich** (2007), and **OG Donald Thomas** (2008) all played one year with the Miami Dolphins with Bills **WR Derek Hagan**.
- Patriots **LB Rob Ninkovich** played part of the 2006 season with Bills **FB Corey McIntyre** with the New Orleans Saints.

CONNECTIONS (continued)

- Patriots **LB Tracy White** teamed up with Bills **WR Ruvell Martin** in Green Bay from 2006-2008.
- Bills **K Dave Rayner** has played for nine different NFL teams during his five year career. Over the course of his career, Rayner has played with Patriots **LB Tracy White** (Green Bay, '06), **WR Chad Ochocinco** (Cincinnati, '08 & '10) and **OG Donald Thomas** (Miami, '08 & Detroit, '10).
- Patriots **WR Deion Branch** played with **NT Kyle Williams** with the Seattle Seahawks from 2007-2009.

FORMER PATRIOTS

- Bills **TE Lee Smith** was a fifth-round draft pick for the Patriots in the 2010 NFL draft. He spent training camp with the Patriots before being released and claimed off waivers by the Bills.
- Buffalo Bills **Defensive Quality Control Coach Adrian White** spent his final year as a player in the NFL with the Patriots in 1993.
- Bills **DB Prince Miller**, was on the Patriots practice squad from Sept. 7 2010-Sept. 15 before being signed off the practice squad by the Baltimore Ravens.

FORMER COLLEGE TEAMMATES

- Bills **Head Coach Chan Gailey** was the head coach at Georgia Tech from 2002-07, and Patriots **LB Gary Guyton** played for him during his time with the Yellow Jackets.

PATRIOTS REACH 19TH PLAYOFF SEASON

PATRIOTS PLAYOFF SEASONS (19)

Year	How Qualified	Playoff Seed	Record	Result
2011	Division Champions	??	????	?????
2010	Division Champions	1	0-1	AFC Divisional Rd.
2009	Division Champions	3	0-1	Wild Card Round
2007	Division Champions	1	2-1	AFC Champions
2006	Division Champions	4	2-1	AFC Finalist
2005	Division Champions	4	1-1	AFC Divisional Round
2004	Division Champions	2	3-0	Super Bowl Champs.
2003	Division Champions	1	3-0	Super Bowl Champs.
2001	Division Champions	2	3-0	Super Bowl Champ.
1998	Wild Card	6	0-1	Wild Card Round
1997	Division Champions	3	1-1	AFC Divisional Rd.
1996	Division Champions	2	2-1	AFC Champions
1994	Wild Card	5	0-1	Wild Card Round
1986	Division Champions	3	0-1	AFC Divisional Rd.
1985	Wild Card	5	3-1	AFC Champions
1982*	16-Team Format	7	0-1	First Round
1978	Division Champions	2	0-1	AFC Divisional Rd
1976	Wild Card	4	0-1	Wild Card Round
1963	Division Champions	--	1-1	AFL Finalists

*-Strike Year

WRAPPING IT UP

PATRIOTS DIVISION-CLINCHING GAMES

Year	Date Clinched	Division Title	Opp.	Final Score	Final Record	2nd Place
2011	12/18/11		at Den	41-23	?????	????
2010	12/26/10		at BUF	34-3	14-2	NYJ (11-5)
2009	12/27/09		JAX	35-7	10-6	NYJ (9-7)
2007	11/25/07		PHI	31-28	16-0	BUF (7-9)
2006	12/24/06		at JAX	24-21	12-4	NYJ (10-6)
2005	12/17/05		TB	28-0	10-6	MIA (9-7)
2004	12/12/04		CIN	35-28	14-2	NYJ (10-6)
2003	12/07/03		MIA	12-0	14-2	MIA (10-6)
2001	01/06/02^		at CAR	38-6	11-5	MIA (11-5)
1997	12/22/97^		at MIA	14-12	10-6	MIA (9-7)
1996	12/15/96		at DAL	6-12	11-5	BUF (10-6)
1986	12/22/86^		at MIA	34-27	11-5	NYJ (10-6)
1978	12/10/78		BUF	26-24	11-5	MIA (11-5)
1963	12/28/63*		at BUF	26-8	7-6-1	BUF (7-6-1)

^-- Season Finale

*-- Division-deciding AFL playoff in Buffalo, N.Y.



LAST GAME: PATRIOTS VS. DOLPHINS

PATRIOTS 27, MIAMI 24

December 24, 2011 ★ Gillette Stadium

	1	2	3	4	Final
Miami Dolphins	3	14	0	7	— 24
New England Patriots	0	0	17	10	— 27

The New England Patriots rallied from a 17-0 first half deficit to beat the Miami Dolphins 27-24 and clinch a first round bye in the playoffs.

Tom Brady, who finished with his 44th 300-yard game with 304 yards on 27 completions, was just 7-of-19 for 87 yards in the first half. Brady was playing in front of an offensive line that was without left tackle Matt Light, who was unable to play due to an ankle injury. Logan Mankins moved from left guard to left tackle to take his place but was forced out of the game in the second series due to a knee injury. The Patriots punted on their first six offensive possessions.

Brady completed 20-of-27 passes for 217 yards in the second half and led the Patriots on five straight scoring drives, including three in the third quarter to tie the game at 17. The Patriots took the second half kickoff and moved to the Miami 26-yard line to set up a 45-yard field goal by K Stephen Gostkowski. On the first play of the third quarter, Brady connected with TE Rob Gronkowski for a 22-yard gain.

Miami QB Matt Moore fumbled a snap on the next series and NT Vince Wilfork recovered at the Miami 38-yard line. Brady moved the Patriots to the 1-yard line before connecting with WR Deion Branch on a touchdown to close the Miami lead to 17-10. A 1-yard sneak by Brady tied the game at 17 heading into the fourth quarter.

CB Devin McCourty registered his first interception of the 2011 season to end Miami's first drive in the fourth quarter. The Patriots responded with a 10-play, 74-yard drive that ended with a 42-yard field goal by Gostkowski to put the Patriots in the lead at 20-17. After stopping Miami on three straight plays, the Patriots engineered an 11-play, 59-yard drive that ended with Brady's second 1-yard touchdown run of the day for a 27-17 lead.

The Dolphins made it close on Moore's 15-yard scoring pass to WR Davone Bess with 1:48 to play. They had three timeouts left, but their hopes faded when Brady hit WR Wes Welker for a 6-yard gain and a first down and the Patriots ran out the clock to secure the win. Welker had 12 catches for 138 yards to surpass Randy Moss (1,493) for the most receiving yards in a single season with 1,518.

Miami took a 3-0 first quarter lead after scoring on their opening possession. Miami scored on its first two possessions in the second quarter to take a 17-0 halftime lead.

Gronkowski set the team franchise record for most yards by a tight end with 1,219 and Brady set a single-season best with 4,897 passing yards.

UNDEFEATED DECEMBER

The Patriots have an NFL-best 41-5 record in the month of December since the 2001 season, including a 4-0 December record in 2011. The Patriots have now finished undefeated in December seven times during that period: (4-0 in 2011), (2001 - 4-0), (2003 - 4-0), (2005 - 4-0), (2007 - 5-0), (2008 - 4-0) and (2010 - 4-0). The Patriots have won 11 straight games in December overall.

BELICHICK IS GOOD IN DECEMBER

Bill Belichick is 43-7 (.860) in December with New England, the best record in December among head coaches with one team in NFL history (min. 25 games). George Seifert is second (27-6, .818).

PATRIOTS WIN IN DECEMBER

The Patriots improved to 20-1 all-time in the month of December at Gillette Stadium, a streak that dates back to when the facility opened in 2002. New England has won 19 straight home games in December and has not lost a December home game since dropping a 30-17 decision to the New York Jets on Dec. 22, 2002.

PATRIOTS RALLY FROM A 17-0 FIRST HALF DEFICIT

The Patriots rallied from a 17-0 first half deficit to a 27-24 victory. It is the largest come-from-behind win for the New England since overcoming a 27-6 third quarter and a 21-point deficit for a 33-30 win at Chicago on Nov. 10, 2002.

WELKER SETS FRANCHISE RECORD FOR MOST RECEIVING YARDS IN A SEASON

Wes Welker set the franchise record for most receiving yards in a season after adding 138 yards against Miami to push his total to 1,518 yards. He surpassed Randy Moss who had 1,493 yards in 2007.

GRONKOWSKI SETS FRANCHISE RECORD FOR MOST RECEIVING YARDS BY A TIGHT END

Rob Gronkowski finished with 78 yards to move past TE Ben Coates (1,174) to set the franchise record for most receiving yards by a Patriots tight end with 1,219 so far in 2011. He set the record with a 22-yard reception from Tom Brady in the third quarter. He is the sixth tight end in NFL history to reach 1,200 yards. His 1,219 yards are the fourth highest by a tight end in a single season. Gronkowski needs 72 yards to surpass San Diego's Kellen Winslow's 1980 record of 1,290 yards for most receiving yards in a season by a tight end.

BRADY SETS SINGLE SEASON CAREER HIGH IN PASSING YARDS

Tom Brady passed for 304 yards to give him 4,897 for the season, a single-season career high. His previous best was 4,806 yards passing in 2007.

BRADY HAS THIRD MOST PASSING YARDS ALL-TIME

After throwing for 304 yards against the Dolphins and (4,897) yards through 15 games this year, Brady has the third highest single season passing total and needs 103 yards in the final game to become the third quarterback in NFL history to reach 5,000 yards. He needs 188 yards to break Dan Marino's NFL record of 5,084 yards in 1984. Only two NFL players have thrown for 5,000 or more yards in a season with Dan Marino's NFL record 5,084 in 1984 and Drew Brees' 5,069 in 2008. After 15 games, Marino had 4,744 yards in 1984 and Brees had 4,683 after 15 games in 2008.

JERDO MAYO RECORDS FIRST TWO SACK GAME

LB Jerod Mayo recorded his first two sacks of the season. It is his first career two-sack game.

GROSTKOWSKI MOVES INTO SOLE POSSESSION OF THIRD ON THE PATRIOTS SCORING LIST

K Stephen Gostkowski 45-yard field goal in the third quarter moved him out of a tie with John Smith (692) into sole possession of third place on the New England all-time scoring list. He added nine points to increase his total to 701. Adam Vinatieri (1,158) is in first place followed by Gino Cappelletti (1,130).

BRANCH REACHED 500 RECEPTIONS

Deion Branch reached his 500th career reception with a 31-yard reception in the second quarter. He is one of 19 active players with 500 or more receptions.

WELKER HAS 14TH CAREER 10-PLUS RECEPTION GAME

Welker finished with 12 receptions for 138 yards. It is his 14th career game with 10 or more receptions and his third such game of the 2011 season. He had a career-high 16 receptions at Buffalo on Sept. 25 and 11 vs. Indianapolis on Dec. 4.

BRADY SCORES TWO RUSHING TOUCHDOWNS

Tom Brady scored on two 1-yard touchdown run for a single-season career high of three rushing touchdowns for the 2011 season. His previous best was two rushing touchdowns in the 2007 season. It is the second time in his career that he has had two rushing touchdowns in a game. He scored two rushing touchdowns in the 2007 win vs. Washington on Oct. 28, 2007.



INSIDE THE NUMBERS

BY THE NUMBERS

2

The number of interceptions by Vince Wilfork in 2011. Anthony Pleasant (2001) is the only other Patriots defensive lineman to record two interceptions in the same season.

2

The number of punts returned by Julian Edelman for touchdowns during his career, the fourth Patriots' player with two or more punt returns for a touchdown.

3

The number of NFL players with four 100-reception seasons after Wes Welker reached 100 receptions in 2011 to join Jerry Rice and Marvin Harrison.

7

The number of interceptions by Kyle Arrington to put him in a three-way tie for the NFL lead in 2011.

8

The number of times in NFL history a player reached 1,000 yards in the ninth game of the season after Wes Welker reached the milestone.

9

The number of AFC East title by the Patriots since the 2000 season.

10.0

The number of sacks by Andre Carter in 2011 for his fourth career 10-plus sack season.

15

The number of touchdown catches by TE Rob Gronkowski, the most in NFL history by a tight end in a single season.

16

The number of total touchdown by TE Rob Gronkowski in 2011 (15 rec. and 1 rush.) the highest number of combined touchdowns by a tight end in NFL history.

25

The number of touchdown receptions by Rob Gronkowski since 2010, the most among all NFL tight ends.

21

The number of 10-tackle games by LB Jerod Mayo after he finished with a team-high 13 total tackles vs. Miami (12/24/11).

72

The number of receiving yards that Gronkowski (1,219) needs to set the NFL record for most receiving yards by a tight end. Kellen Winslow has the record with 1,290 in 1980

114

The number of receiving yards that Wes Welker (1,518) needs to finish in the top ten for a single season in receiving yards.

TOM BRADY BY THE NUMBERS

1

Tom Brady became the first player to follow a 500-yard performance with a 400-yard performance after Brady had back-to-back games with 517 yards and 423 yards.

2

Brady joins Drew Brees (2011) as the only players to reach 3,000 yards in the first nine games of the season. Brady (3,032) had the most yards ever through the first nine games of the year

4

The number of times that Brady has thrown a game-winning touchdown pass in the final minute of the game to turn a deficit into a Patriots win after a final-minute touchdown vs. Dallas (10/16), including the postseason.

4

The number of seasons that Brady has reached 4,000 passing yards. His four 4,000 yard seasons are tied with Warren Moon and Philip Rivers for the fifth most in NFL history.

6

Brady became the sixth NFL quarterback in NFL history to have 30 or more touchdowns passes in at least three seasons after reaching 30 vs. Indianapolis (12/4).

TOM BRADY BY THE NUMBERS

11

Tom Brady was the 11th quarterback in NFL history to throw for 500 or more yards after he passed Brady for 517 in the 2011 opener at Miami.

19

The number of times Tom Brady has earned AFC Offensive Player of the Week honors. He earned the award in each of the first two weeks of the 2011 season.

44

The number of regular season 300-yard passing games by Tom Brady, a team record.

95

The number of times that Brady has thrown two or more touchdowns in a game. The Patriots are 80-15 when he throws for two or more touchdowns.

103

The number of yards that Brady (4,897) needs to become the third player ever to reach 5,000 passing yards in a season.

123

The number of wins that Brady has as a starting quarterback. He reached the 100-win milestone in the fewest number of starts (131) among all quarterbacks in the modern era.

1,327

The number of passing yards Brady had in the first three games (517, 423 and 387) of 2011. Brady's 1,327 yards set the NFL mark for the most passing yards ever in a three-game stretch.

THE KRAFT ERA

3

The number of Super Bowl championships the Patriots have won since Robert Kraft purchased the team in 1994. That mark is the highest total in the NFL over that span. Only Denver (2; 1997 and 1998) and Pittsburgh (2; 2005 and 2008) have won multiple Super Bowl titles since 1994.

5

The number of conference championships the Patriots have won since Robert Kraft purchased the team in 1994. That mark is the highest total in the NFL over that span. Pittsburgh is second with three conference titles since 1994.

11

The number of division championships won by the Patriots since Kraft purchased the team in 1994.

13

The number of playoff seasons earned by the Patriots in the 18 seasons since Robert Kraft purchased the team.

17

The number of playoff games the Patriots have won since Robert Kraft purchased the team in 1994. That mark is the highest total in the NFL over that span. Pittsburgh ranks second with 15 playoff wins over that span.

26

The number of playoff games the Patriots have appeared in since 1994. The mark is tied with Pittsburgh for the most playoff games during that time period.

THE BELICHICK ERA

4

Bill Belichick is one of just four coaches to win three championships since the Super Bowl era began. Belichick joins three members of the Pro Football Hall of Fame in the exclusive club (Chuck Noll 4, Joe Gibbs 3 and Bill Walsh 3). Belichick is the only coach to win three Super Bowls in the post-1993 salary cap era and the only one to ever win three in four years.


189

Bill Belichick has 189 career victories as a head coach, including playoff games. Belichick moved past Bill Parcells into sole possession of ninth place in all-time coaching victories. Chuck Knox is in 8th place with 193 wins.



ROBERT KRAFT NEWS & NOTES

Since Robert Kraft purchased the team in 1994, the Patriots have experienced one of the most dramatic turnarounds in the history of sports. Now in his 18th season of ownership, Kraft has transformed one of the league's least successful clubs into what many observers view as a model NFL franchise. In the five seasons immediately preceding his purchase (1989-93), the Patriots were a moribund team, winning just 19 of 80 games (.311 pct.) and recording the worst record in the NFL over that span. When he bought the franchise on Jan. 21, 1994, Kraft announced his intention to bring a championship to New England, a tall order considering the team's previous success rate. But under Kraft's leadership, the Patriots have won more division titles (11), conference crowns (5) and Super Bowl championships (3) than any other NFL team. The Patriots have made five Super Bowl appearances since Kraft purchased the team, a period during which no other NFL franchise has earned more than three berths. In Kraft's 18 seasons, the Patriots qualified for the playoffs 13 times, doubling the franchise's accomplishments during its first 34 seasons.



	Pre-Kraft 1960-93	1989-93	Kraft Era 1994-10
Overall Record	225-276-9	19-61	209-104
Winning Pct.	.450	.311	.668
Super Bowl Titles	0	0	3
Conference Titles	1	0	5
Division Titles	3	0	11
Playoff Seasons	6	0	13
Playoff Record	4-6	--	17-9
Home Playoff Games	1	0	13
Home Playoff Record	0-1	--	11-2

A CHAMPIONSHIP TRADITION

MULTIPLE LEAGUE CHAMPIONSHIPS SINCE 2001

Team	League	Titles
Los Angeles Lakers	NBA	4
New England Patriots	NFL	3
San Antonio Spurs	NBA	3

CHAMPIONSHIP GAME/SERIES APPEARANCES SINCE 1994

Team	League	Appearances
New York Yankees	MLB	7
Los Angeles Lakers	NBA	7
Detroit Red Wings	NHL	6
New England Patriots	NFL	5
Pittsburgh Steelers	NFL	4
San Antonio Spurs	NBA	4
New Jersey Devils	NHL	4

SELLOUT STREAK

In the early 1990s, the Patriots seemed destined for relocation until Robert Kraft's purchase of the team rejuvenated local interest. In 1991, the season ticket base was just 17,635, barely enough to support the club. Now, the season-ticket base stands at a capped total of approximately 62,000 and more than 50,000 fans are on a season ticket waiting list. The Patriots have sold out 190 consecutive home games, including playoff and preseason games (dating back to the 1994 season opener).

SINCE ROBERT KRAFT PURCHASED THE TEAM IN 1994...

TOTAL VICTORIES SINCE 1994 (Regular Season)

New England Patriots	192
Green Bay Packers	184
Pittsburgh Steelers	183
Indianapolis Colts	172

TOTAL VICTORIES SINCE 1994 (Incl. Postseason)

New England Patriots	209
Pittsburgh Steelers	200
Green Bay Packers	199
Indianapolis Colts	183
Denver Broncos	173
Philadelphia Eagles	172

WINNING PERCENTAGE SINCE 1994 (Incl. Postseason)

Team	W	L	T	Pct.
New England Patriots	209	104	0	.668
Pittsburgh Steelers	200	112	1	.641
Green Bay Packers	199	113	0	.638
Indianapolis Colts	183	127	0	.590
Denver Broncos	173	127	0	.577
Philadelphia Eagles	172	135	2	.560
Minnesota Vikings	160	142	0	.530

SUPER BOWL CHAMPIONSHIPS SINCE 1994

New England Patriots	3
Green Bay	2
Pittsburgh Steelers	2
Denver Broncos	2
8 Teams	1

CONFERENCE CHAMPIONSHIPS SINCE 1994

New England Patriots	5
Pittsburgh Steelers	4
Green Bay Packers	3
Denver Broncos	2
St. Louis Rams	2
Indianapolis Colts	2
New York Giants	2
14 Teams	1

PLAYOFF VICTORIES SINCE 1994

New England Patriots	17
Pittsburgh Steelers	17
Green Bay Packers	15
Philadelphia Eagles	11
Indianapolis Colts	11

PLAYOFF GAMES PLAYED SINCE 1994

New England Patriots	26
Pittsburgh Steelers	26
Green Bay Packers	25
Indianapolis Colts	23
Philadelphia Eagles	22
Denver Broncos	13
San Francisco 49ers	13

PLAYOFF SEASONS SINCE 1994

New England Patriots	13
Indianapolis Colts	13
Green Bay Packers	13
Pittsburgh Steelers	12
Philadelphia Eagles	11
Dallas Cowboys	9

PLAYOFF WINNING PERCENTAGE SINCE 1994

Team	W	L	Pct.
New England Patriots	17	9	.654
Pittsburgh Steelers	17	9	.654
New Orleans Saints	5	3	.625
Arizona Cardinals	5	3	.625
Denver Broncos	8	5	.615
Green Bay Packers	15	10	.600
Baltimore Ravens	9	6	.600
Carolina Panthers	6	4	.600

HOME PLAYOFF WINS SINCE 1994

Pittsburgh Steelers	12
New England Patriots	11
Philadelphia Eagles	8
Green Bay Packers	8

KEY TO LOCKOUT'S END


Robert Kraft played a key role in helping reach a deal with the NFL players that ended the lockout. At the press conference to announce the agreement, Indianapolis Colts C Jeff Saturday commented on Kraft's role in the negotiations, "Without him, this deal does not get done. He is a man who helped us save football and we're so [grateful] for that. We're [grateful] for his family and for the opportunity he presented to get this deal done."



BILL BELICHICK NEWS & NOTES

THE HEAD COACH

Overall Record: 189-103 (.647)
Regular Season: 174-97 (.642)
Postseason: 15-6 (.714)
With Patriots overall: 152-58 (.724)
Super Bowl Titles: 5 (86, 90, 01, 03, 04)
Conf. Titles: 7 (86, 90, 96, 01, 03, 04, 07)
Division Titles: 16 (75, 78, 86, 89, 90, 96, 98, 01, 03, 04, 05, 06, 07, 09, 10, 11)



Bill Belichick is the only head coach in NFL history to win three Super Bowl titles in a four-year span. He has won more regular season games (121) and more games overall (135) during a 10-year stretch (2001-2010) than any other coach in NFL History. In the 2007 season, Belichick led the Patriots to the fourth undefeated and untied regular season and the first since the NFL established a 16-game schedule in 1978.

BELICHICK LEADS TEAM TO 11TH STRAIGHT WINNING RECORD

Bill Belichick has led the Patriots to a winning record for 11 consecutive seasons (2001-2011). The only other NFL coach to have at least 10 consecutive winning seasons with one team since the 1970 merger was Tom Landry, who led the Dallas Cowboys to 16 consecutive winning seasons (1970-1985).

BELICHICK BECOMES FIRST COACH WITH NINE STRAIGHT SEASONS OF 10 WINS

Bill Belichick is the first coach in NFL history with nine straight seasons with at least 10 victories after guiding the Patriots to nine 10-plus seasons from 2003 through 2011.

BELICHICK LEADS TEAM TO NFL-BEST 14-2 RECORD IN 2010

Bill Belichick guided the Patriots to an NFL-best 14-2 record in 2010. Belichick is the first head coach ever to win at least 14 regular-season games in four separate seasons. Only four other coaches — San Francisco's George Seifert (3), Washington's Joe Gibbs (2), Chicago's Mike Ditka (2) and Miami's Don Shula (2) — have more than one 14-win season.

BELICHICK PASSES PARCELLS FOR 9TH PLACE

Bill Belichick moved past Bill Parcells into sole possession of 9th place in all-time coaching victories and now has 189 wins.

MOST WINS NFL COACHES

Head Coach	Team(s)	Years of service	Record
1. Don Shula	BAL, MIA	33	347-173-6
2. George Halas	Chicago	40	324-151-31
3. Tom Landry	Dallas	29	270-178-6
4. Curly Lambeau	GB,Cards, WAS	33	229-134-22
5. Chuck Noll	Pittsburgh	23	209-156-1
6. M. Schottenheimer	CLE,KC,WAS,SD	21	205-139-1
7. Dan Reeves	DEN,NYG,ATL	23	201-174-2
8. Chuck Knox	LAR,BUF,SEA	22	193-158-1
9. Bill Belichick	CLE, NE	17	189-103-0
10. Bill Parcells	NYG,NE,NYJ,DAL	19	183-138-1
11. Mike Holmgren	GB, SEA	17	174-122-0
12. Joe Gibbs	Washington	16	171-101-0
13. Paul Brown	CLE, CIN	21	170-108-6

ELITE COMPANY

Bill Belichick is one of nine NFL head coaches to win three or more championships since the league began postseason play in 1933, but the only one to win three in four years. With the Patriots' victory in Super Bowl XXXIX, Belichick joined an exclusive club in which each of the eight other members has been enshrined in the Pro Football Hall of Fame.

HEAD COACHES WITH THREE OR MORE NFL TITLES

(Listed alphabetically)

Head Coach	Championship Team(s)
Bill Belichick	Patriots (SB XXXVI, XXXVIII, XXXIX)
Paul Brown	Cleveland Browns (1950, 54, 55)
Weeb Ewbank	Baltimore Colts, New York Jets (1958, 59 SB III)
Joe Gibbs	Washington Redskins (SB XVII, XXII, XXVI)
George Halas	Chicago Bears (1921, 33, 40, 41, 46, 63)
Curly Lambeau	Green Bay Packers (1929, 30, 31, 36, 39, 44)
Vince Lombardi	Green Bay Packers (1961, 62, 65, SB I, II)
Chuck Noll	Pittsburgh Steelers (Super Bowl IX, X, XIII, XIV)
Bill Walsh	San Francisco 49ers (Super Bowl XVI, XIX, XXXIII)

BELICHICK'S PATRIOTS RENAISSANCE

Any successful project requires a sound plan and once Head Coach Bill Belichick implemented his design on the Patriots, his approach has given him the best record of any NFL head coach who has coached over 40 games since 2001 (including the postseason).

NFL COACHES' RECORDS SINCE 2001

Coach	Team	W	L	T	Pct.
Bill Belichick	NE	147	47	0	.758
Tony Dungy	TB/IND	101	41	0	.711
Mike Tomlin	PIT	58	26	0	.690

AMONG THE GREATS

Bill Belichick has recorded 189 career wins, for 9th all-time in NFL history. Belichick owns a career winning percentage of .647, which is third all-time, behind George Halas (.682) and Don Shula (.667).

TOP WINNING PERCENTAGE AMONG HEAD COACHES WITH AT LEAST 160 WINS (INCL. POSTSEASON)

Head Coach	Team(s)	Years	W	L	T	Pct.
George Halas	CHI	1920-29,33-41,46-55,58-67	324	151	31	.682
Don Shula	BAL/MIA	1963-95	347	173	6	.667
Bill Belichick	CLE/NE	1991-95,00-11	189	103	0	.647
Curly Lambeau	GB/CHI/WAS	1921-53	229	134	22	.630

NOTE: Winning percentage calculated using current NFL rules, counting a tie as a half-win, half-loss.

SUPER SUCCESS

Bill Belichick is one of just four head coaches to win three Super Bowl championships. Belichick is the only coach to win three Super Bowls in the post-1993 salary cap era.

MOST SUPER BOWL VICTORIES

Head Coach	Team	Titles	Seasons
Chuck Noll	PIT	4	1974, 1975, 1978, 1979
Bill Belichick	NE	3	2001, 2003, 2004
Joe Gibbs	WAS	3	1982, 1987, 1991
Bill Walsh	SF	3	1981, 1984, 1988

NOTE: Sorted by most recent championship. Super Bowls have determined NFL champion since 1966.

PLAYOFF SUCCESS

MOST PLAYOFF WINS BY AN NFL HEAD COACH

Coach	Team(s)	Wins
Tom Landry	Dallas Cowboys	20
Don Shula	Baltimore Colts, Miami Dolphins	19
Joe Gibbs	Washington Redskins	17
Chuck Noll	Pittsburgh Steelers	16
Bill Belichick	Cleveland Browns, New England Patriots	15

POSTSEASON PROWESS

BEST POSTSEASON RECORDS IN NFL HISTORY

Head Coach	Team(s)	W	L	Pct.
Vince Lombardi	GB/WAS	9	1	.900
Tom Flores	Oakland	8	3	.727
Bill Belichick	CLE/NE	15	6	.714
Bill Walsh	San Francisco	10	4	.714

BELICHICK NAMED COACH OF THE YEAR

The Associated Press named Bill Belichick the NFL's Coach of the Year for 2010. It is the third time that Belichick has earned the honor. He was also named coach of the year following the 2003 and 2007 seasons. Belichick joins Don Shula (4-time winner) and Chuck Knox as the only three-time winners. Belichick is the most successful head coach in Patriots history.

ONE OF 5 COACHES WITH PLAYING FATHERS

Bill Belichick is one of five NFL head coaches who hold the distinction of having fathers who contributed to the NFL as a player.

Coach	Team	Father	Team
Bill Belichick	NE	Steve Belichick	Detroit
Todd Haley	KC	Dick Haley	Washington Minnesota
Mike Nolan	SF	Dick Nolan	NY Gianta Chicago
David Shula	CIN	Don Shula	Cleveland (1951-52) Baltimore Washington
Joe Walton	NYJ	Frank Walton	Boston Washington



TOM BRADY NEWS & NOTES

RECORDING SUCCESS

Tom Brady has quarterbacked the Patriots to victories in 123 of his 158 career regular-season starts, compiling a .778 winning percentage and giving him the best record of any quarterback in the Super Bowl era (since 1966).



TOP WINNING PERCENTAGES IN SUPER BOWL ERA

(Since 1966, Minimum 50 Starts, Regular Season Only)

Player	Team(s)	Years	W	L	T	Pct.
Tom Brady	NE	2000-11	123	35	0	.778
Roger Staubach	DAL	1969-79	85	29	0	.746
Joe Montana	SF/KC	1979-94	117	47	0	.713

ACTIVE QUARTERBACKS WINNING PERCENTAGE

Minimum 32 Starts (two full seasons), Regular Season Only

Quarterback	Team(s)	W	L	T	Pct.
Tom Brady	NE	123	35	0	.778
Ben Roethlisberger	PIT	79	33	0	.705
Matt Ryan	ATL	42	19	0	.688
Joe Flacco	BAL	43	20	0	.683
Peyton Manning	IND	141	67	0	.678
Aaron Rodgers	GB	41	21	0	.661
Philip Rivers	SD	62	33	0	.653

MOST CAREER WINS AS A STARTER

(Regular season only)

Rk	Name	W	L	T	Pct.
1.	Brett Favre	186	112	0	.624
2.	John Elway	148	82	1	.643
3.	Dan Marino	147	93	0	.613
4.	Peyton Manning	141	67	0	.678
5.	Fran Tarkenton	124	109	6	.531
6.	Tom Brady	123	35	0	.778
7.	Johnny Unitas	119	64	4	.647
8.	Joe Montana	117	47	0	.713
9.	Terry Bradshaw	107	51	0	.677
10.	Warren Moon	102	101	0	.510

Bold indicates active players

BRADY SET TO BREAK 5,000 PASSING YARDS IN 2011

Brady (4,897) has the fourth highest single-season passing total in NFL history and needs 103 yards to reach 5,000 yards. Only two NFL players have thrown for 5,000 or more yards in a season with Dan Marino's 5,084 in 1984 and Drew Brees' 5,069 in 2008 and Brees' NFL record of 5,087 in 2011. Brady surpassed his previous career high of 4,806 passing yards in 2007.

Most Passing Yards in a season

5,087	Drew Brees, New Orleans in 2011
5,084	Dan Marino, Miami in 1984
5,069	Drew Brees, New Orleans in 2008
4,897	Tom Brady, Patriots in 2011
4,830	Kurt Warner, St. Louis in 2001

BRADY NEEDS FOUR TDs TO REACH 40 TDs FOR THE THIRD TIME

Brady has 36 touchdown passes through 15 games and needs four in the last game to reach 40. If Brady reaches 40 touchdowns he will be just the second player in NFL history to have two seasons with 40 or more touchdown throws. Dan Marino had 48 touchdowns in 1984 and 44 in 1986.

The Players with the Most Touchdown Passes in a single season in NFL history

Player	Team	Season	TDs
Tom Brady	Patriots	2007 -	50
Peyton Manning	Indianapolis	2004	49
Dan Marino	Miami	1984	48
Aaron Rodgers	Green Bay	2011	45
Dan Marino	Miami	1986	44
Drew Brees	New Orleans	2011	41
Kurt Warner	St. Louis	1999	41

BRADY TIED NFL MARK WITH 13 STRAIGHT GAMES WITH TWO OR MORE TOUCHDOWNS

Brady threw for one touchdown against the Jets (10/9/11), snapping his streak of 13 straight games with two or more touchdown passes. Brady's streak of 13 straight games with two or more touchdowns is tied with Peyton Manning's 2004 total and Aaron Rodgers' 2011 total for the longest such streak in NFL history.

BRADY HAS 16 CAREER 4-TD GAMES AFTER GETTING TWO SO FAR IN 2011

Brady's four touchdowns at Buffalo (9/25) marked his 12th game with four touchdown passes. The Patriots are 11-1 when he passes for four touchdowns. He has now thrown four or more touchdowns in a game 16 times with 12 four-touchdown games, two five-touchdown games and two six-touchdown games. The 16 games with 4-plus touchdowns is fifth all-time in NFL history.

Most Games with 4+ Touchdown Passes

PLAYER	4+ TD Games
1. Brett Favre	23
2. Peyton Manning	22
3. Dan Marino	21
4. Johnny Unitas	17
5. Tom Brady	16

CONSECUTIVE GAMES WITH AT LEAST ONE TOUCHDOWN PASS CONTINUES FOR BRADY IN 2011

Brady has now thrown at least one touchdown pass in 31 straight regular season games to extend a team mark. Brady's current streak started when he threw a touchdown pass in all 16 games in 2010.

BRADY GOES OVER 300 YARDS FOR THE 44th TIME IN HIS CAREER

Brady had his 44th NFL game with 300 or more yards passing vs. Miami (12/24) and ranks third among active NFL quarterbacks, behind NFL-leader Peyton Manning (63) and Drew Brees (56). The Patriots are 38-6 when Brady throws for 300 or more yards.

NFL QUARTERBACK 300-YARD GAMES

Player	300-Yard Games
*Peyton Manning	63
Dan Marino	63
Brett Favre	62
*Drew Brees	56
Kurt Warner	52
Dan Fouts	51
Warren Moon	49
*Tom Brady	44
Joe Montana	39

Brady has a career-best 10 300-yard game so far in the 2011 season which is tied for the second most 300 yard games in a single season. The NFL record for most 300-yard games in a season is 12 by Drew Brees (2011). In addition to Brady's 10 in 2011, Rich Gannon (2002) and Brees (2008) also had 10 in a season.

TOM BRADY'S RECORD AS A STARTER

	Reg. Season	Playoffs	Total
Overall:	123-35	14-5	137-40
Home:.....	68-11	8-2	76-13
Road:.....	55-24	6-3*	61-27*

By Yardage Total

Less than 200:.....	29-13	3-1	32-14
200-299:.....	56-16	9-3	65-19
300 or more:.....	38-6	2-1	40-7

Other Records

On Artificial Turf:.....	64-7	4-3	68-10
Temp. Below 40:.....	28-3	8-2	36-5
Thanksgiving or later:.....	48-9	14-5	62-14
Leading at Halftime:.....	95-9	10-2	105-11
Leading after 3 Qtrs:.....	101-6	9-2	110-8
Overtime:.....	7-1	1-0	8-1
Passer rating >100.0:.....	70-4	6-0	76-4

*-Includes three Super Bowls at neutral sites



TOM BRADY NEWS & NOTES

WINNINGEST COACH/QB TANDEM

Bill Belichick and Tom Brady have the best winning percentage among a head coach/starting quarterback tandem since the 1970 merger. The tandem's 123 wins are the most wins by any coach-QB tandem since the 1970 AFL-NFL merger.

WINNINGEST COACH/QB TANDEM SINCE 1970

(Regular Season Only – by winning percentage)

Quarterback/Head Coach	Team	W	L	T	Pct.
Tom Brady/Bill Belichick	NE	123	35	0	.778
Ken Stabler/John Madden	OAK	60	19	1	.756
Jim McMahon/Mike Ditka	CHI	46	15	0	.754
Peyton Manning/Tony Dungy	IND	73	24	0	.753

WINNINGEST COACH/QB TANDEM SINCE 1970

(Regular Season Only – by victories)

Quarterback/Head Coach	Team	W	L	T	Pct.
Tom Brady/Bill Belichick	NE	123	35	0	.778
Dan Marino/Don Shula	MIA	116	68	0	.630
Terry Bradshaw/Chuck Noll	PIT	107	51	0	.601

TOM BRADY EARNS 19TH AFC OFFENSIVE PLAYER OF THE WEEK AWARD

Tom Brady was named the AFC Offensive Player of the Week after throwing for 517 yards and four touchdowns, including a 99-yard touchdown pass to Wes Welker in Week 1 at Miami (9/12/11) and in Week 2 after a 423-yard effort with three touchdowns vs. San Diego (9/28/11). Brady has the second-most Player of the Week awards earned by a player since the accolade was instituted in 1984. He is the first player to earn AFC Offensive Player of the Week honors in back-to-back weeks to open a season. He joins Panthers kicker John Kasey (Special Teams, 1996) as the only players to garner consecutive Player of the Week laurels in Week 1 and Week 2 of the same year.

THE PLAYERS WITH THE MOST CAREER PLAYER OF THE WEEK AWARDS

Player	Career	Team	POW Awards
Peyton Manning	1998-present	Colts	21
Tom Brady	2000-present	Patriots	19
Dan Marino	1983-1999	Dolphins	18
Brett Favre	1991-present	Packers, Jets, Vikings	16
John Elway	1983-1998	Broncos	15

BRADY SETS NFL RECORD FOR MOST PASS ATTEMPTS WITHOUT AN INTERCEPTION

Tom Brady extended his streak to 358 consecutive regular season pass attempts without an interception in the season-opener before throwing his first interception since Oct. 17, 2010 in the Miami game (9/12). Brady eclipsed Bernie Kosar's record of 308 pass attempts on Dec. 26, 2010 at Buffalo.

MOST CONSECUTIVE PASS ATTEMPTS WITHOUT AN INTERCEPTION

358	Tom Brady (Patriots)	2010-11
308	Bernie Kosar (Cleveland)	1990-91
294	Bart Starr (Green Bay)	1964-65
279	Jeff George (IND/ATL)	1993-94
277	Rich Gannon (Oakland)	2001
271	Jason Campbell (Washington)	2007-08

BRADY HAD 11 STRAIGHT STARTS WITHOUT AN INTERCEPTION

Brady finished the 2010 season with 11 straight starts without an interception. That is the most consecutive starts without an interception in the NFL since the 1970 merger. The previous best was nine straight starts by Jason Campbell (2007-08) and Bernie Kosar (1991).

BRADY IS PATRIOTS ALL-TIME LEADING PASSER

Tom Brady passed Drew Bledsoe in 2009 to become the Patriots all-time passing yardage leader and currently has 39,641 career passing yards.

PATRIOTS ALL-TIME LEADING PASSERS

Player	YEARS	ATT	COMP	YARDS
Tom Brady	2000-11	5,286	3,374	39,641
Drew Bledsoe	1993-01	4,518	2,544	29,657
Steve Grogan	1975-90	3,593	1,879	26,886

BRADY SETS NFL RECORD WITH AT LEAST TWO TOUCHDOWNS AND NO INTERCEPTIONS IN NINE STRAIGHT GAMES

Quarterback Tom Brady set an NFL record by throwing at least two touchdowns without an interception in each of the final nine games of the 2010 season. Brady passed Don Meredith's previous record of six straight games with two or more touchdowns and no interceptions (1965-66).

BRADY REACHES 3,000 YARDS IN 2011

Brady entered the Jets game on Nov. 13 with 2,703 yards and added 329 to set the NFL record for most yards through a team's first nine games with 3,032 yards. Brady joins Drew Brees (2011) as the only players to reach 3,000 yards passing in the first nine games of a season. It is Brady's ninth career 3,000-yard season.

Most passing yards through a team's first nine games of a season

Player	Team	Year	Passing Yards
Tom Brady	Patriots	2011	3,032
Drew Brees	Saints	2011	3,004
Phillip Rivers	Chargers	2010	2,944
Rich Gannon	Raiders	2002	2,898
Dan Fouts	Chargers	1982	2,883
Peyton Manning	Colts	2009	2,872

BRADY REACHES 4,000 YARDS IN 2011

Brady reached 4,000 yards passing for the fourth time in his career an 11-yard touchdown pass to Rob Gronkowski in the first quarter at Washington (12/11). His four 4,000-yard seasons are tied with Warren Moon and Philip Rivers for the fifth most in NFL history. Brady had 4,110 yards in 2005, 4,806 in 2007 and 4,398 in 2009. He now has 4,897 yards in 2011.

All-time 4,000-yard passing seasons

- 11 Peyton Manning
- 6 Dan Marino
- 6 Drew Brees
- 6 Brett Favre
- 4 Tom Brady**
- 4 Warren Moon
- 4 Philip Rivers

BRADY HAS SECOND MOST PASSING YARDS IN NFL HISTORY THROUGH TEN GAMES

Brady finished the game against Kansas City on Nov. 21 with 3,266 yards passing, a total that is the second highest in NFL history through a season's first 10 games, trailing only Drew Brees' 2011 total of 3,326 yards.

MOST PASSING YARDS THROUGH FIRST 10 GAMES

Player	Team	Year	Yards
Drew Brees	Saints	2011	3,326
Tom Brady	Patriots	2011	3,266
Drew Brees	Saints	2008	3,251

BRADY HAD 423 YARDS AS A FOLLOW-UP TO HIS 517 YARD PERFORMANCE IN MIAMI IN 2011

In the 2011 season opener in Miami (9/12), Brady threw for 517 yards, becoming one of 11 passers in NFL history to break the 500-yard mark. In Week 2 against San Diego (9/18), Brady became the first of those 11 500-yard passers to follow up his 500-yard performance by throwing for 400 or more yards. Before Brady's performance against the Chargers, only Drew Brees (2006) had followed-up a 500-yard game with 300 or more passing yards.

BRADY HAS 8TH GAME WITH 300 YDS AND 4 TDS

Tom Brady had his 8th game with 300 yards or more (326) and 4 TDs (and no interceptions) in a win against the Jets (12/6/10) last season. No other quarterback since the 1970 merger has accomplished that feat.



PATRIOTS OFFENSIVE NOTES

BRADY EARNS SECOND MVP AWARD

The Associated Press named Tom Brady the National Football League's Most Valuable Player for the 2010 season. He is the first unanimous selection. It is the second MVP honor of Brady's career. He earned his first MVP honors following the 2007 season. Brady joins San Francisco's Joe Montana as the only players to earn more than one MVP and more than one Super Bowl MVP.

BRADY BECOMES THE 18TH QB IN NFL HISTORY TO REACH 35,000 YARDS

Tom Brady became the 18th quarterback in NFL history to reach 35,000 career passing yards after gaining 517 yards against the Dolphins. He entered the game needing 256 yards to reach the feat. Brady is currently 14th on the NFL's all-time passing yards list with 39,641 passing yards.

BRADY IS ONE OF SEVEN TO THROW FOR CONSECUTIVE 400 YARD GAMES

Brady is one of just seven NFL quarterbacks to have back-to-back games with 400 or more passing yards.

NFL RECORD FOR MOST CONSECUTIVE 400 OR MORE YARDS PASSING

2 Tom Brady, 2011

- 2 Cam Newton, Carolina, 2011
- 2 Matt Cassel, New England, 2008
- 2 Billy Volek, Tennessee, 2004
- 2 Phil Simms, N.Y. Giants, 1985
- 2 Dan Marino, Miami, 1984
- 2 Dan Fouts, San Diego, 1982

CLASS OF 2000

Tom Brady was the seventh quarterback selected in the 2000 NFL Draft, by the Patriots in the sixth round with the 199th overall pick.

Quarterbacks taken in the 2000 NFL Draft

Rd	Pk	Player	Taken By
1	18	Chad Pennington	NY Jets
3	65	Giovanni Carmazzi	San Francisco
3	75	Chris Redman	Baltimore
5	163	Tee Martin	Pittsburgh
6	168	Marc Bulger	New Orleans
6	183	Sperguson Wynn	Cleveland
6	199	Tom Brady	New England

DEION BRANCH RETURNED TO THE PATRIOTS

Deion Branch was acquired by the Patriots in a trade with Seattle on Oct. 12, 2010. Originally a second-round pick of the Patriots in 2002, Branch was traded to Seattle in 2006 for a first round pick (Brandon Meriweather). Branch returned to a team that he helped win two Super Bowls. Branch was awarded the Pete Rozelle Trophy as the Most Valuable Player of Super Bowl XXXIX. His 11 receptions in the game tied the Super Bowl record, also achieved by Jerry Rice, Dan Ross and Wes Welker. On the day of Super Bowl XXXIX, Deion called a dozen of his former football coaches to thank them for the support that they gave him throughout his high school, junior college and college careers. Hours after talking to his coaches, he tied the Super Bowl record with 11 receptions and was named MVP of the game. Branch has turned in his biggest performances on the greatest stage in sports, leading all receivers in Super Bowls XXXVIII and XXXIX. He recorded a combined 21 receptions in the two games and owns two of the top seven receiving performances in Super Bowl history. His career reception total in the Super Bowl ranks third all-time, trailing only Jerry Rice (33) and Andre Reed (27)

DEION BRANCH GOES OVER 100 YARDS

Deion Branch registered his 11th career 100-yard game and the eighth as a member of the Patriots after finishing with 125 yards on six receptions at Philadelphia (11/27). It is his second 100-yard game of 2011. He had eight receptions for 129 yards vs. San Diego (9/18), Branch's 129 yards against San Diego pushed him over 6,000 career receiving yards.

DAN CONNOLLY HAS THE LONGEST KICKOFF RETURN EVER BY AN OFFENSIVE LINEMAN

Dan Connolly was named AFC Special Teams Player of the Week after he returned a kickoff 71 yards to the 4-yard line in the second quarter of the Patriots win vs. Green Bay on Dec. 19, 2010. According to the Elias Sports Bureau, it is the longest kickoff return by an offensive lineman in NFL history. The run by Connolly topped the 48-yard touchdown return by Atlanta's Mal Snider in 1969. The previous longest kickoff return for a Patriots offensive lineman was a 27-yard return by G Stephen Neal on Nov. 30, 2008 vs. Pittsburgh. Connolly's previous best was a 16-yard return vs. Miami on Nov. 8, 2009. Connolly's return set up a 2-yard touchdown pass from Tom Brady to Aaron Hernandez that cut the Packers' lead to 17-14. Joked T Matt Light, "Dan Connolly has the best average for a kickoff returner in the NFL. I couldn't believe it when I was watching it. But you put the ball in the hands of an offensive lineman, and, well, naturally [what Connolly did] is not a real shocker."

JULIAN EDELMAN SETS FRANCHISE RECORD WITH A 94-YARD PUNT RETURN FOR A TOUCHDOWN

WR Julian Edelman set a franchise record with a 94-yard punt return for a touchdown in the second quarter vs. Miami (01/02/11). The Patriots' previous longest punt return was an 89-yard touchdown return by Mike Haynes vs. Buffalo on Nov. 7, 1976. Edelman returned his second career punt for a touchdown vs. Kansas City on Nov. 21, 2011 with a 72-yard return. He is the fourth Patriots player with two or more punt returns for a touchdown. He was named AFC Special Teams Player of the Week for his performance against Kansas City.

Most Punt Return Touchdowns/Patriots Career

3 Troy Brown

3 Irving Fryar

2 Julian Edelman

2 Mike Haynes

EDELMAN SETS PATRIOTS RECORD FOR BEST PUNT RETURN AVERAGE IN A SEASON

Edelman set a franchise record for the best punt return average in a single season with a 15.3-yard punt return average in 2010. The previous best was a 14.8 punt return average by Mack Herron in 1974. Edelman led the AFC and finished second in the NFL with a 15.3 punt return average. Chicago's Devin Hester led the NFL with a 17.1-yard average.

Patriots Best Punt Return Average/Season

Player	Punt Rt Avg.	Year
Julian Edelman	15.3	2010
Mack Herron	14.8	1974
Troy Brown	14.2	2001

EDELMAN HAS HIGHEST PUNT RETURN AVERAGE IN TEAM HISTORY

Edelman has returned 55 punts for 684 yards during his Patriots' career and leads the franchise with a 12.4-yard average.

HIGHEST PUNT RETURN AVERAGE, PATRIOTS CAREER (20 Returns)

Player	Punt Rt Avg.	Year
Julian Edelman	12.4	2009-11(55-684)
Mack Herron	12.0	1973-75 (74-888)
Carl Garrett	11.3	1969-72 (43-487)
Wes Welker	10.6	2007-11 (89-942)

EDELMAN GOES FROM STANDOUT QB TO WR

Edelman began his college football career with a year at the College of San Mateo (Calif.) before transferring to Kent State where as a senior he completed 56% of his passes (153 of 275 passes for 1,820 yards) with 13 touchdowns. He was also the leading rusher, gaining 1,551 yards on 215 attempts (an average of 7.5 yards per carry) and scoring 13 touchdowns. His offensive numbers broke Kent State's single-season record for total offense set by Joshua Cribbs in 2003.



PATRIOTS OFFENSIVE NOTES

EDELMAN GOES ON DEFENSE

Late in the fourth quarter of the Patriots' 37-16 win at the Jets (11/13), Edelman was pressed into service on defense and registered his first NFL tackle when he laid a hard hit on RB LaDainian Tomlinson. He has continued to see action on defense since that time.

KEVIN FAULK IS HIGH ON THE CHARTS

Kevin Faulk has filled various roles since joining the team in 1999. He is the Patriots all-time leader in all-purpose yards with 12,349 and kickoff return yards (4,098) and is the Patriots' all-time leading return specialist, totaling 5,041 combined yards. He ranks fifth in rushing (3,607), fifth in receptions (431), 11th in pass receiving yards (3,701) and 21st in scoring (200). Faulk owns the longest non-touchdown kickoff return in team history when he covered 95 yards on a return against the New York Jets (11/15/99).



PATRIOTS LEADERS / ALL-PURPOSE YARDS ALL-TIME

Player	Years	ALL-PURPOSE YARDS
Kevin Faulk	2001-11	12,349
Stanley Morgan	1977-89	11,468
Troy Brown	2001-07	11,053
Irving Fryar	1984-92	8,184

He is one of just six NFL players this past decade to total 3,000 rushing yards and 3,000 receiving yards. (Tiki Barber, Brian Westbrook, Marshall Faulk, Michael Pittman and LaDainian Tomlinson.)

FAULK IS THIRD ON ALL-TIME YARDS FROM SCRIMMAGE

Faulk is third on the Patriots all-time list with 7,308 yards from scrimmage.

PATRIOTS LEADERS / YDS FROM SCRIMMAGE ALL-TIME

Player	Years	Rush-Yd	Rec.-Yd	Yd/Scrim.
Stanley Morgan	1977-1989	21-127	534-10352	10479
Sam Cunningham	1973-1982	1385-5453	210-1905	7358
Kevin Faulk	1999-11	862-3607	431-3701	7308
Tony Collins	1981-1987	1191-4647	261-2356	7003

FAULK: FRANCHISE RB RECEPTIONS LEADER

Faulk is the Patriots' all-time leader in receptions by a running back, totaling 431 career receptions. His receiving total ranks fifth on the Patriots' overall receptions list. He is one of 26 running backs in NFL history to reach 400 receptions.

RECEPTIONS BY PATRIOTS RUNNING BACKS

Player	Years	Rec.
Kevin Faulk	1999-2011	431
Tony Collins	1981-87	261
Sam Cunningham	1973-79, 1981-82	210
Larry Garron	1960-68	185

ACTIVE NFL RB RECEIVING LEADERS

Rk	Player	Years	Rec.Yards.
1	LaDainian Tomlinson (SD/NYJ)	2001-2011	4,749
2	Kevin Faulk (New England)	1999-2011	3,701

BENJARVUS GREEN-ELLIS IS HIGH ON THE TOUCHDOWN LIST SINCE 2010

Since the beginning of the 2010 season, RB BenJarvus Green-Ellis has 22 touchdown runs (13 in 2010 and 9 in 2011). Green-Ellis' total of 22 touchdowns since the beginning of 2010 are tied for the fourth most in the NFL.

Most Rushing Touchdowns Since 2010

Player	Touchdowns
Arian Foster (Houston)	26
LeSean McCoy (Phila.)	24
Adrian Peterson (Minnesota)	24
BenJarvus Green-Ellis	22
Rashard Mendenhall (Pitt.)	22

GREEN-ELLIS MOVES INTO 7TH PLACE ON THE PATRIOTS ALL-TIME LIST WITH 2 TDS AGAINST PHILADELPHIA

RB BenJarvus Green-Ellis had two rushing touchdowns at Philadelphia (11/27) to move past Don Calhoun (23) into 7th place on the Patriots all-time rushing list. He now has 27 career touchdowns. Curtis Martin and Tony Collins are next on the list with 32 touchdowns. Green-Ellis is the 10th player in Patriots history to record 20 or more touchdowns in a New England uniform.

GREEN-ELLIS IS NEARING BACK-TO-BACK 10 TOUCHDOWN SEASONS

Green-Ellis had 13 rushing touchdowns in 2010, the third highest total by a Patriots player, trailing only two 14-touchdown seasons by Curtis Martin (1995 and 1996). Corey Dillon also had a 13-touchdown season in 2006. Green-Ellis is the first undrafted rookie to score 10 or more rushing touchdowns in a season for the Patriots. He is the eighth player in team history to record double digit rushing touchdowns in a season. He enters this week's game with nine rushing touchdowns. He can become the third running back in team history with back-to-back 10-plus touchdown seasons. Corey Dillon with three straight (2004-06) and Curtis Martin (1995-96) are the others.

GREEN-ELLIS' 13 TOUCHDOWNS IN 2010 TIED FOR FOURTH-BEST IN TEAM HISTORY

Green-Ellis' 13 touchdowns overall are tied for the fourth most overall in team history.

MOST OVERALL TOUCHDOWNS IN A SEASON / PATRIOTS HISTORY

Player	Touchdowns	Year
Randy Moss (23 receiving)	23	2007
Curtis Martin (14 rushing, 3 receiving)	17	1996
Curtis Martin (14 rushing, 1 receiving)	15	1995
BenJarvus Green-Ellis (13 rushing)	13	2010
Randy Moss (13 receiving)	13	2009
Corey Dillon (13 rushing)	13	2006
Corey Dillon (12 rushing, 1 receiving)	13	2005
Corey Dillon (12 rushing, 1 receiving)	13	2004
Steve Grogan (12 rushing, 1 fumble)	13	1976
Stanley Morgan (12 receiving, 1 return)	13	1979
Antowain Smith (12 rushing, 1 rec.)	13	2001

BENJARVUS GREEN-ELLIS – THE LAW FIRM

BenJarvus Green-Ellis earned the nickname the Law Firm from his Patriots teammates because of his multi-part name. He was signed by the Patriots as an undrafted free agent in 2008 out of the University of Mississippi. As a rookie, he recorded touchdowns in four straight games after being called up from the practice squad in October. His knack for finding the end zone has continued last season as he reached the end zone a career-high 13 times, including his first 2-touchdown performance vs. Minnesota (10/31). Green-Ellis also had a 112-yard rushing performance against the Vikings with 62 yards on the Patriots' final fourth quarter touchdown drive that extended a 3-point lead to a 10-point cushion in a 28-18 victory. Green-Ellis recalls the first time he heard the nickname "The Law Firm" -- it was on ESPN -- and joked that if he's the Law Firm that makes Patriots coach Bill Belichick the Supreme Court, and Robert Kraft the owner of the entire court.



PATRIOTS OFFENSIVE NOTES

GRONKOWSKI SETS PATRIOTS RECORD/ CLOSE TO NFL RECORD IN RECEIVING YARDS

Rob Gronkowski became the second tight end in New England Patriots history to go over 1,000 receiving yards after gaining 160 at Washington (12/11). He moved past TE Ben Coates (1,174 yards in 1994) to set the franchise record for most receiving yards by a Patriots tight end with 1,219 yards. He is the seventh tight end in NFL history to reach 1,200 yards. His 1,219 yards are the fourth highest by a tight end in a single season. Gronkowski needs 72 yards in to surpass San Diego's Kellen Winslow's 1980 record of 1,290 yards for the most receiving yards in a season by a tight end.



Most Receiving Yards by a Patriots Tight End

Player	Yards	Year
Rob Gronkowski	1,219	2011
Ben Coates	1,174	1994
Ben Coates	915	1995
Marv Cook	808	1991
Don Hasselbeck	808	1981

Most Receptions by a Patriots Tight End

Player	Rec.	Year
Ben Coates	96	1994
Ben Coates	84	1995
Rob Gronkowski	82	2011
Marv Cook	82	1991

Most Receiving Yards by Tight End in the NFL

Player	Yards	Year
Kellen Winslow (SD)	1,290	1980
Tony Gonzalez (KC)	1,258	2004
Todd Christiansen (Raiders)	1,247	1983
Rob Gronkowski	1,219	2011
Jimmy Graham (NO)	1,213	2011
Jackie Smith (STL)	1,205	1967
Tony Gonzalez (KC)	1,203	2000
Pete Retzlaff (PHI)	1,190	1965
Ben Coates (NE)	1,174	1994

GRONKOWSKI SETS NFL MARK FOR TOUCHDOWNS BY A TIGHT END IN A SEASON

Gronkowski extended his NFL record for overall touchdowns in a single season by a tight end with two touchdown receptions at Washington (12/11) to give him 16 overall touchdowns. His 14th and 15th touchdown receptions of the season established an NFL record for most touchdown receptions in a season by a tight end. He entered the Washington game tied with Vernon Davis (SF in 2009) and Antonio Gates (SD in 2004) with 13. In addition to his 15 touchdown receptions, Gronkowski scored on a lateral in the third quarter vs. Indianapolis (12/4) for his first ever rushing play.

MOST TOTAL TDs BY A TIGHT END IN A SINGLE NFL SEASON

16	Rob Gronkowski	NE	2011	(15 pass, 1 rush)
13	Vernon Davis	SF	2009	(13 pass)
13	Antonio Gates	SD	2004	(13 pass)

MOST TD RECEPTIONS BY A TIGHT END IN A SINGLE NFL SEASON

15	Rob Gronkowski	NE	2011
13	Vernon Davis	SF	2009
13	Antonio Gates	SD	2004

GRONKOWSKI BECOMES FIRST PATRIOTS TIGHT END TO RECORD A RUSHING TOUCHDOWN

Gronkowski scored a 2-yard touchdown on a lateral from Tom Brady in the third quarter vs. Indianapolis (12/4), becoming the first tight end in Patriots history to score a rushing touchdown. Gronkowski is the first NFL tight end to score a rushing touchdown since Tennessee's Bo Scaife had a 31-yard scoring run against Baltimore on Nov. 12, 2006. He is the first tight end since the 1970 merger to have two receiving touchdowns and a rushing touchdown in the same game.

GRONKOWSKI IS SECOND IN NFL IN SCORING

Gronkowski leads the AFC in scoring among nonkickers with 96 points and his second in the NFL to Philadelphia's LeSean McCoy, who has 120 points. A tight end has never led the NFL in scoring or finished first in the conference in scoring.

BACK-TO-BACK 10 TOUCHDOWN SEASONS

Gronkowski set a Patriots record with 10 touchdowns in 2010 and broke that record with his 11th touchdown reception at Philadelphia on Nov. 27. With back-to-back 10 touchdown seasons, Gronkowski is the second Patriots player to have back-to-back seasons with 10 or more touchdown reception seasons. Randy Moss had three straight from 2007-09. It is the fourth time in team history a player has had back-to-back 10-plus touchdown seasons overall, including Curtis Martin who had back-to-back seasons with 10-plus rushing touchdowns and Corey Dillon, who had three straight 10-plus touchdown rushing seasons.

CONSECUTIVE 10-PLUS TOUCHDOWN SEASONS / PATRIOTS HISTORY

3 Randy Moss – 2007, 2008, 2009
3 Corey Dillon – 2004, 2005, 2006

2 Rob Gronkowski - 2010, 2011

2 Curtis Martin – 1995, 1996

MOST 10-PLUS TOUCHDOWN SEASONS / PATRIOTS HISTORY

3 Randy Moss – 2007, 2008, 2009
3 Corey Dillon – 2004, 2005, 2006

2 Rob Gronkowski – 2010, 2011

2 Curtis Martin – 1995, 1996
2 Stanley Morgan – 1979, 1986

GRONKOWSKI IS SECOND TIGHT END IN NFL HISTORY WITH BACK-TO-BACK 10-PLUS TD SEASONS

Gronkowski is the second tight end ever to have back to back 10-plus touchdown seasons, joining Antonio Gates (2004-05).

CONSECUTIVE 10-PLUS TD SEASON BY A TE /NFL HISTORY

Rob Gronkowski 10 in 2010 and 16 in 2011

Antonio Gates 13 in 2004 and 10 in 2005

GRONKOWSKI REACHED 20 TDS IN FEWEST GAMES AMONG TEs IN NFL HISTORY

With his two touchdowns vs. Kansas City (11/21), Gronkowski reached the 20 touchdown mark in just 26 career games, the fewest games among tight ends in NFL history.

THE TIGHT ENDS TO REACH 20 TOUCHDOWN RECEPTIONS IN THE FEWEST GAMES

Player	Team	Games to 20 TD catches
Rob Gronkowski	Patriots	26
Mike Ditka	Chicago	31
Kellen Winslow	San Diego	35
Antonio Gates	San Diego	37

GRONKOWSKI THIRD ON PATRIOTS LIST FOR TOUCHDOWNS BY A TIGHT END

Most Receiving Touchdowns by a Patriots Tight End

Player	TD	Years
Ben Coates	50	1991-99
Russ Francis	28	1975-88
Rob Gronkowski	25	2010-Present
Ben Watson	20	2004-09

GRONKOWSKI: NFL TIGHT END RECORD OF SIX GAMES OF TWO OR MORE TDS IN 2011

Gronkowski scored two times at Washington (12/11) for his eighth game overall with two or more touchdowns and his sixth game in 2011 with two or more touchdowns. The six games in 2011 with two or more touchdowns is an NFL record for a tight end. Antonio Gates (San Diego in 2004) and Jerry Smith (Washington in 1967) each had four two-touchdown games. The NFL record for most two-plus touchdown reception games in a season is eight by Randy Moss with the Patriots in 2007.



PATRIOTS OFFENSIVE NOTES

MOST TD CATCHES BY A PATS TIGHT END

MOST TOUCHDOWN CATCHES IN A SEASON BY A PATRIOTS TIGHT END

Player	Year	Rec	Yds	Avg	Lg	TD
Rob Gronkowski	2011	82	1219	14.9	52t	15
Rob Gronkowski	2010	42	546	13	28	10
Ben Coates	1996	62	682	11	84t	9

GRONKOWSKI LEADS ALL TIGHT ENDS WITH 25 TOUCHDOWN CATCHES SINCE 2010

Gronkowski has 25 touchdown receptions since the start of the 2010 season, are the most among all NFL tight ends and second among all NFL players.

Most Touchdowns by a Tight End Since 2010

Player Touchdowns

Rob Gronkowski	25
Antonio Gates	16
Jimmy Graham	15
Jason Witten	14

Most Touchdown Receptions Since 2010

Player Touchdowns

Calvin Johnson	27
Rob Gronkowski	25
Greg Jennings	21

GRONKOWSKI'S 16 TDS IN 2011 ARE THIRD IN TEAM HISTORY IN A SEASON

Gronkowski's 16 overall touchdowns in 2011 are the third most by a Patriots player in a single season, behind Randy Moss' record of 23 touchdowns in 2009 and Curtis Martin's 17 total touchdowns in 1996.

GRONKOWSKI SETS TEAM MARK WITH A TD REC. IN SIXTH STRAIGHT GAME

Gronkowski set a franchise record with a touchdown reception in his sixth straight game at Washington (12/11). Gronkowski, Randy Moss, Daniel Graham, Michael Timpson and Jimmy Coldough caught touchdown passes in five straight games. The Patriots record for most consecutive games with at least one touchdown is seven by Curtis Martin.

GRONKOWSKI GOES OVER 100

Gronkowski registered his fifth career 100-yard game and his fourth of the 2011 season after finishing with a career-high 160 yards on six receptions at Washington (12/11). His previous best was a 113 yards at the NY Jets on Nov. 13, 2011. The highest output for a New England tight end were 161 yards by Ben Coates on Sept. 4, 1994 at Miami.

AARON HERNANDEZ LEARNS FROM HIS BROTHER

The relationship between Aaron Hernandez and his older brother D.J. has taken on many roles over the years: sibling, teammate, role model and surrogate father. They played high school football together – D.J. the star senior quarterback and Aaron, the athletic but not quite ready freshman. When their father passed away when Aaron was 17, he relied on his brother even more. "I just followed my brother's footsteps," he told the Providence Journal. "I just tried to follow his work ethic because he did everything the right way. He was always successful." D.J., now the quarterbacks coach at Brown, has tried to instill hard work and perseverance in his younger brother. It's paying off, as Aaron started last season as the youngest active player on an NFL roster and continues to thrive in the Patriots offense.

CHAD OCHOCINCO NAME CHANGE

Chad Ochocinco was acquired by the Patriots in a trade with Cincinnati on July 29, 2011. He played as Chad Johnson for the first seven years of his Bengals career. He legally changed his last name to Ochocinco prior to the 2008 season. Upon joining the Patriots, TE Aaron Hernandez switched his jersey number from 85 to 81 to accommodate Ochocinco. Said Ochocinco on getting number 85 from Hernandez: "Nothing [exchanged]. It was Mr. Hernandez's way of greeting me here. He gave me the number, I didn't have to pay anything. I just shook his hand and said, 'Thank you.'"

2011 FIRST ROUND PICK NATE SOLDER

It only took a day for Nate Solder to decide to change from his lifelong position of tight end to tackle after playing his freshman year at Colorado as a tight end. "My coaches came to me and said, 'You'd be an all right tight end, but you'd be an even better tackle,'" he told the Boston Globe. "I've always wanted to be great, so that's why I moved to tackle." He added over 30 pounds after his redshirt freshman season and was named the team's starting left tackle. He played in 2,540 of 2,542 offensive plays over the next three seasons at Colorado and has been an immediate contributor on the Patriots offensive line at right tackle. He's even had the chance to return to his tight end roots, occasionally filling in as the third tight end in short-yardage situations.

MATTHEW SLATER: LIKE FATHER LIKE SON

Matthew Slater, drafted in 2008, is one of six sons of Hall of Fame members to be drafted in NFL history.

HALL OF FAME FATHERS WITH SONS DRAFTED IN THE NFL

- Jackie Slater (class of 2001) – son, Matthew Slater (NE)
- Howie Long (class of 2000) – son, Chris Long (STL)
- Bobby Bell (class of 1983) – son, Bobby Bell (NYJ)
- Tony Dorsett (class of 1994) – son, Anthony Dorsett (HOU)
- Bob Griese (class of 1990) – son, Brian Griese (DEN)
- Kellen Winslow (class of 1995) – son, Kellen Winslow (CLE)

GREETINGS FROM KAARST, GERMANY:

SEBASTIAN VOLLMER MAKES HIS MARK

A native of Kaarst, Germany, Vollmer did not begin playing football until the age of 14 when he started playing for the Dusseldorf club team. Vollmer helped lead his German prep school team to two national football championships. His early football success landed him an appearance in the 2004 Global Junior Championships in San Diego, which led him to a scholarship at Houston. He spoke almost no English when he signed with Houston, but he became fluent in the language as he developed from a 250-pound tight end into a 315-pound lineman who started his final 25 games at tackle for the Cougars. Vollmer's collegiate career created interest from the NFL where the Patriots drafted him in the second round of the 2009 draft. Nicknamed Seabass, during his playing days at Houston. The nickname has carried over to the NFL.

WATERS BEGAN HIS CAREER AS A TIGHT END

Despite going to five Pro Bowls as a guard, there was a time when even Brian Waters didn't know his position. He played tight end for three years in college at North Texas before becoming the team's starting defensive end, backup tight end and fill-in fullback as a senior. He was signed by Dallas as a rookie free agent tight end in 1999 but did not make the team. He was signed by Kansas City the following winter and was sent to the Berlin Thunder of NFL Europe as an offensive lineman. Waters returned to the NFL in 2000, making the Kansas City roster as an offensive lineman. Now with the Patriots, it's clear how Waters carved out a permanent position for himself in the NFL. Said Bill Belichick, "Every time I go by his locker he's studying his game plan. Very professional. I've really been impressed with not only the way he's performed, but just the way he's gone about his job. He adds a lot of quiet leadership."

WOODHEAD GOES FROM DIVISION II TO THE NFL

Danny Woodhead was a standout at Division II Chadron State in Nebraska. He averaged 178.9 yards per game and totaled 101 rushing touchdowns during his collegiate career. Woodhead's outstanding junior and senior seasons earned him two Harlon Hill Trophies, the Division II equivalent to the Heisman Trophy. He is one of just three players to ever win two or more Harlon Hill Trophies, joining Texas A&M University-Kingsville running back Johnny Bailey, who won it three times (1987-89) before playing six seasons in the NFL for the Bears, Cardinals, and Rams. Valdosta State University's Dusty Bonner was the only other player to win the Harlon Hill Trophy multiple times (2000 and 2001).



WR WES WELKER NEWS & NOTES

WELKER LEADS NFL IN RECEPTIONS SINCE 2007

Wes Welker leads the NFL with 548 receptions since the start of 2007. He is the first player to reach 300 receptions in his first 40 games with a new team. Welker is leading the NFL in 2011 with 116 receptions for 1,518 yards. He has 20 more receptions than the next wide receiver (Roddy White with 96)



2007-PRESENT NFL REC. LEADERS

Player	Team	Rec.	Yds	TD
Wes Welker	NE	548	6,054	31
Brandon Marshall	DEN/MIA	470	5,901	32
Reggie Wayne	IND	464	6,161	36
Roddy White	ATL	456	6,226	42

WELKER REACHES 1,000 YARDS FOR A PATRIOTS RECORD FOURTH TIME

Welker reached 1,000 yards for the fourth time as a member of the Patriots in the win at the New York Jets on Nov. 13, 2011. He now has a career-high and franchise record 1,518 yards through 15 games. The four 1,000-yard seasons are the most by a Patriots receiver. Welker was tied with Randy Moss and Stanley Morgan with three 1,000-yard seasons.

MOST 1,000-YARD RECEIVING SEASONS IN PATRIOTS HISTORY

- 4 Wes Welker (2007-09, 11)
- 3 Randy Moss (2007-10)
- 3 Stanley Morgan 1977-89)

WELKER SETS FRANCHISE RECORD IN 2011

Wes Welker has a career-high of 1,518 receiving yards in 2011 for a new franchise record. He surpassed Randy Moss, who had 1,493 yards in 2007.

PATRIOTS SINGLE-SEASON RECEIVING YARD LEADERS

Player	Season	Yds	Rec.	TD
Wes Welker	2011	1518	116	9
Randy Moss	2007	1493	98	23
Stanley Morgan	1986	1491	84	10
Wes Welker	2009	1348	123	4
Randy Moss	2009	1264	83	13

WELKER CLOSE TO BREAKING HIS 123 RECEPTION TOTAL OF 2009

Welker led the NFL with 123 receptions in 2009, despite missing two games and most of the season-finale due to an injury. He averaged 8.8 receptions in the 14 games he played. The 123 receptions are a Patriots record and match Herman Moore (Detroit in 1995) for the second most receptions in a single season in NFL history, behind Marvin Harrison's NFL record of 143 receptions in 2002. Welker enters this week's game with 116 receptions, which is tied with Jimmy Smith (116 in 1999) for the ninth highest single season total in NFL history.

MOST RECEPTIONS IN A SEASON

Player	Team	Year	Receptions
Marvin Harrison	Indianapolis	2002	143
Wes Welker	New England	2009	123
Herman Moore	Detroit	1995	123

Most receptions in a season by a Patriots Player

Player	Year	Receptions
Wes Welker	2009	123
Wes Welker	2011	116
Wes Welker	2007	112
Wes Welker	2008	111
Troy Brown	2001	101

WELKER SETS PERSONAL BEST WITH HIS NINTH TD OF 2011

Welker caught a 24-yard touchdown in the third quarter at Washington (12/11) for his personal-best ninth touchdown of the season. His previous best was eight touchdowns in 2007.

WELKER IS AVERAGING JUST UNDER 8 RECEPTIONS PER GAME IN 2011

Wes Welker is averaging 7.7 receptions per game through the first 15 games with 116 receptions. The NFL record for highest average catches for per game in a season is 8.9 by Marvin Harrison in 2002. Harrison in 2002 and Welker in 2009 with 8.8 are the only NFL players to average 8.0 or more receptions per game.

NFL Highest Average Per Game/Season

Player	Season	Average
Marvin Harrison (Indianapolis)	2002	8.9
Wes Welker (Patriots)	2009	8.8
Wes Welker (Patriots)	2011	7.7
Herman Moore (Detroit)	1995	7.7
Lionel Taylor (Denver)	1960	7.7

EIGHTH TIME IN NFL HISTORY A PLAYER REACHES 1,000 YARDS IN THE NINTH GAME

Welker reached 1,000 yards in the ninth game of the season. It is an accomplishment that has happened just eight times in NFL history since the merger and for the first time since Torry Holt accomplished the feat with St. Louis in 2003. Isaac Bruce accomplished the feat two times. All eight times the accomplishment was reached in the ninth game of the season.

PLAYERS WHO REACHED 1,000 RECEIVING YARDS BY TEAMS NINTH GAME OF THE SEASON

Player	Team	Year
Wes Welker	Patriots	2011
Torry Holt	St. Louis	2003
Isaac Bruce	St. Louis	2000
Marvin Harrison	Indianapolis	2000
Isaac Bruce	St. Louis	1995
Michael Irvin	Dallas	1995
Jerry Rice	San Francisco	1990
Wes Chandler	San Diego	1982

WELKER BECOMES THIRD PATRIOT TO RECORD 500 RECEPTIONS

Welker (548) entered the Jets (11/13) game with 498 receptions as a member of the Patriots. He caught two passes in the second quarter to become the third Patriots player to reach 500 receptions as a member of the Patriots, joining Troy Brown (557) and Stanley Morgan (534).

WELKER BECOMES THE FASTEST PLAYER IN NFL HISTORY TO REACH 500 RECEPTIONS WITH ONE TEAM

Welker reached 500 receptions as a member of the Patriots in his 70th game with the team and became the fastest player to record 500 receptions with one team, surpassing Anquan Boldin (80 games with Arizona). He is the fourth player in NFL history with at least 500 catches in a five-year span. Only Marvin Harrison (five times), Cris Carter (twice) and Pro Football Hall of Famer Jerry Rice (once) have accomplished the feat.

THE PLAYERS TO REACH 500 RECEPTIONS WITH ONE TEAM IN THE FEWEST GAMES

Player	Team	Games
Wes Welker	New England	70
Anquan Boldin	Arizona	80

WELKER LED TEAM IN RECEPTIONS FOR RECORD FOURTH STRAIGHT YEAR IN 2010

Wes Welker became the first Patriots player to lead the team in receiving in four straight years after finishing 2010 with 86 receptions. He also led the team in receiving yards (848) for the third straight year. Welker suffered a knee injury in the 2009 regular-season finale at Houston and missed New England's postseason game vs. Baltimore. Welker returned from his injury well ahead of expectations and was back in the starting lineup for the season-opener in 2010



WR WES WELKER/ DEFENSIVE NOTES

WELKER HAD THREE STRAIGHT 100 CATCH AND 1,000 YARD SEASONS

Welker registered his third straight season with at least 100 receptions (123) and 1,000 receiving yards (1,348) in 2009. Only four other NFL players have had three consecutive seasons of at least 100 receptions and 1,000 yards receiving: Marvin Harrison (4, 1999-02), Brandon Marshall (3, 2007-09), Herman Moore (3, 1995-97) and Jerry Rice (3, 1994-96).

WELKER JOINS RICE AND HARRISON WITH FOUR 100-RECEPTION SEASON

Welker added seven receptions at Washington (12/11) to reach 100 receptions for the season and become the third player in NFL history with four 100-catch seasons. Welker Joins Marvin Harrison and Jerry Rice as the only players with four 100-reception seasons.

MOST 100-RECEPTIONS SEASON IN NFL HISTORY

Player	100-reception seasons
Wes Welker	4
Marvin Harrison	4
Jerry Rice	4
Brandon Marshall	3
Herman Moore	3
Andre Johnson	3
Reggie Wayne	3

WELKER: 7.2 CATCHES PER GAME SINCE 2007

Wes Welker is averaging 7.2 receptions per game since joining New England in 2007. His 7.2 average is the highest in the NFL during that time.

MOST RECEPTIONS PER GAME SINCE 2007

(Minimum-20 games)

Player	Team	Average
Wes Welker	New England Patriots	7.2
Andre Johnson	Houston Texans	6.6
Brandon Marshall	Denver/Miami	6.3

WELKER TIES NFL RECORD FOR 10-PLUS CATCH GAMES IN A SEASON WITH SEVEN IN 2009

Welker had seven 10-plus reception games in 2009 season to tie the NFL record for most 10-plus reception games in a single season. Andre Johnson of Houston had seven 10-plus reception games in 2008.

PATRIOTS MOST GAMES WITH 10-PLUS CATCHES

No. of 10-plus reception games for the Patriots

Wes Welker	14
Ben Coates	5
Troy Brown	5

WELKER TIES NFL RECORD WITH THREE GAMES OF 8 RECEPTIONS, 150 YARDS AND A TD

Welker is already tied with six other players as the only players in NFL history to have at least eight receptions, 150 receiving yards and at least one touchdown three times in a single season with three such games in 2011.

PLAYERS TIED FOR NFL RECORD OF THREE GAMES WITH 8+ REC, 150+ YDS, AND 1+ TD IN A SINGLE SEASON

Player	2011
Wes Welker	2011
Randy Moss	2003
Tim Brown	1995
Isaac Bruce	1995
Jerry Rice	1993
Sterling Sharpe	1989
Roy Green	1984

WELKER SETS FRANCHISE RECORD FOR RECEIVING YARDS; TIED TEAM MARK IN RECEPTIONS

Welker had a career-high 217 receiving yards to set a franchise record at Buffalo (9/25). The previous record was set by Terry Glenn when he had 214 at Cleveland on Oct. 3, 1999. It is the second 200-yard performance in franchise history. Welker's previous best was 192 yards vs. the New York Jets (11/22/09). Welker's 16 receptions at Buffalo are a personal best and are tied with Troy Brown for the franchise mark. Brown had 16 vs. Kansas City on Sept. 22, 2001. Welker previous best were the 15 he had vs. the New York Jets (11/22/09)

WELKER TIED FOR THIRD AMONG ACTIVE PLAYERS WITH 12 10-PLUS RECEPTION GAMES

Welker now has 14 10-plus reception games in his career.

Most Games with 10+ receptions/Active Players

15 Andre Johnson	12 Anquan Boldin
14 Wes Welker	12 Brandon Marshall
14 Reggie Wayne	

MOST GAMES WITH 10+ RECEPTIONS IN NFL HISTORY

17 Jerry Rice	13 Tim Brown
16 Marvin Harrison	12 Anquan Boldin
15 Andre Johnson	12 Brandon Marshall
14 Wes Welker	
14 Cris Carter	
14 Reggie Wayne	

WELKER IS STREAKING

Welker has a streak of 93 straight regular-season games with at least one reception. He has caught at least one pass in each of his 80 games with the Patriots, including four postseason games. The last time that Welker did not catch a pass in a game was December 24, 2005 when he was with Miami. He has caught at least one pass in 76 consecutive regular-season games with the Patriots to extend a franchise record. TE Ben Coates originally set the record with 63

KYLE ARRINGTON IN A TIE FOR NFL LEAD WITH SEVEN INTERCEPTIONS

Kyle Arrington, who had just two interceptions during his entire college career at Hofstra, is tied for the NFL lead with a career-high seven interceptions. The last Patriots player to lead the league in interceptions was Asante Samuel with 10 in 2006. Arrington has two games in 2011 with two picks: at Buffalo on Sept. 25 and vs. Kansas City on Nov. 21.

2011 NFL INTERCEPTION LEADERS

Player	Team	Int	Yds	Avg	Lg	TD
Kyle Arrington	NE	7	92	13.1	28	0
Eric Weddle	SD	7	89	12.7	26	0
Charles Woodson	GB	7	63	9.0	30t	1

ANDRE CARTER TIED A PATRIOTS RECORD WITH 4.0 SACKS AT THE JETS IN 2011


Andre Carter tied a franchise record with 4.0 sacks at the Jets on Nov. 13, 2011. Julius Adams at Atlanta (12-4-77), Tony McGee at Baltimore (11-16-78) and Mike Hawkins vs. NY Jets (9-9-79) also had 4.0 sacks in a game. Carter's previous best was 2.5 at Carolina on Oct. 11, 2009 while with Washington. It is Carter's third game with two more sacks in 2011. Carter was named AFC Defensive Player of the Week for his performance.

CARTER REACHES DOUBLE-DIGIT SACKS

Carter pushed his 2011 sack total to 10.0 after forcing a fumble on an end zone sack at Washington (12/11) that was recovered for a touchdown. Carter has registered double-digit sacks now four times in his career, including a career-high 12.5 in 2002 with San Francisco. The Patriots have now had a player finish with double digit sack totals 13 times.

PATRICK CHUNG RECORDS HIS FIRST NFL BLOCKED PUNT AND BLOCKED FIELD GOAL

S Patrick Chung blocked a second half punt and field goal at Miami (10/04) to become the first NFL player to do both in a single game since Houston CB Ramon Walker had a blocked field goal and punt vs. New England on Nov. 23, 2003. Chung blocked a second half punt set up a touchdown run. Chung then blocked a 53-yard field goal attempt in the fourth quarter that was recovered by CB Kyle Arrington and returned for a touchdown. Chung was a two-time special teams player of the year during his college career at Oregon.





PATRIOTS DEFENSIVE NOTES

PATRICK CHUNG'S JOURNEY TO THE NFL

Long before S Patrick Chung picked up flag football as a teen, his mother, Jamaican recording artist Sophia George, had preached about being a tough man in a song. Her hit single, "Girlie Girlie" – a traditional reggae song about poking fun at a boy who was not man enough – topped the charts in 1985. Chung is aware that among his talents he was born with speed and agility - singing is not one of them. Chung, who possesses a great sense of pride in his unique heritage – his mother is Jamaican and his father is half Jamaican and half Chinese, was born in Jamaica and moved to California at age 12 where he started to play football as a freshman in high school. Chung went on to star at Oregon, where he holds the distinction of starting more games than any other defensive player in school history with 51 starts. He originally entered the draft as junior, but ultimately decided to return for his senior season. Pinned to the back of his locker is a reminder of the support he has gotten - a Jamaican flag that indicates his family's importance to him.

GARY GUYTON HAD TWO DEFENSIVE TOUCHDOWNS IN 2010

LB Gary Guyton returned a fumble 35 yards for a touchdown at Chicago (12/12/10) and returned an interception 59 yards for a touchdown in the season-opener vs. Cincinnati (9/12/10). Guyton is the first Patriots player to score two defensive touchdowns in a season since LB Tedy Bruschi returned two interceptions for touchdowns in 2003.



GUYTON AND ARRINGTON RETURN FIRST CAREER INTERCEPTIONS FOR SCORES

LB Gary Guyton intercepted his first pass vs. Cincinnati (9/12/10) and returned it 59 yards for a touchdown, and CB Kyle Arrington returned his first career interception vs. Green Bay (12/19/10) 36 yards for a touchdown. Guyton joins Kyle Arrington and as current Patriots' players that returned their first career interception for a touchdown.

JAMES IHEDIGBO WILL ALWAYS HAVE HOPE

Amherst, Mass. native James Ihedigbo is the son of Apollos and Rose Ihedigbo, who came to Massachusetts from Nigeria, earned doctorate degrees from UMass and strived to improve the lives of many Africans back home. When James was in high school, his father returned to Africa to start the Nigerian-American Technical and Agricultural College. He worked to build the school for two years before dying in 2002 from kidney failure. In 2008, Ihedigbo, his mother and his four siblings kept his legacy alive by founding HOPE Africa, an organization that helps fund educational and medical efforts in Africa and supports the college his father started. As he told the Boston Herald, Ihedigbo hopes to "help students be what they dream they can be." He went a long way toward that goal in March 2011 when he traveled to Africa with three other NFL players, Amobi Okoye, Frank Okam and Connor Baldwin, and his mother, who serves as HOPE Africa's executive director. They brought 3,500 books, ran health clinics, taught kids American football and most of all, spread hope.

KYLE LOVE 'MINI-V' FOLLOWS WILFORK

Kyle Love has been looking up to Vince Wilfork since his days at Mississippi State, when his teammates dubbed him "Mini-V" for his resemblance to the Patriots defensive tackle. The nickname led Love to closely monitor Wilfork as he finished his playing days with the Bulldogs. Little did he know that he would get the chance to watch Wilfork from an even closer perspective – lined up next to him on the Patriots defensive line. "I stay close to that guy always. Watch me out here, I'm right beside him, no matter what," Love told the *Boston Globe*. Now that they're on the same team, Wilfork has become an even bigger influence, like a big brother, according to Love.

STILL RECEIVING THE LOVE

Kyle Love continues to receive motivation from his father, retired Army colonel Anthony Love. Every game day, his father sends him a text message with words of encouragement to get him excited. His dad has been motivating him since middle school and the message has always remained the same: "Give the coaches a reason to keep you."

MAYO LED NFL WITH 193 TOTAL TACKLES IN 2010

LB Jerod Mayo finished first in the NFL with a career-high 193 total tackles in 2010 with two 19-tackle games: vs. BLT (10/17) and vs. GB (12/19). His 193 tackles are the highest since LB Steve Nelson had 207 tackles in 1984 and are the third highest in team history. Mayo had 10 games in 2010 with 10-plus tackles.



Patriots Single Season Tackle Leaders All-Time

Year	Player	Tackles
1983	LB Clayton Weishuhn	229
1984	LB Steve Nelson	207
2010	LB Jerod Mayo	193
1980	LB Steve Nelson	186

MAYO IS A YOUNG LEADER

Jerod Mayo learned knowledge and discipline are the keys to success while spending afternoons with his three brothers under the supervision of their grandfather, Walter Johnson, a retired Air Force veteran of 30 years. While Mayo's mother worked two jobs, Johnson taught the boys discipline, responsibility and the value of life. Those lessons helped Mayo develop a work ethic and demeanor that has earned him the nickname of "Old Soul" from his teammates. His leadership skills and talent helped him become only the second Patriot to be named AFC Rookie of the Year, earning that title in 2008 to join Michael Haynes (1976).

MAYO NAMED 2011 RON BURTON COMMUNITY SERVICE AWARD WINNER

Linebacker Jerod Mayo was named the 2011 Ron Burton Community Service Award winner at the Patriots Charitable Foundation's Annual Kickoff Gala on August 30. Upon receiving the award, Mayo recognized Myra Kraft's impact, saying, "Not only did she give with her funds and things like that, but her time. She was on the front lines, digging the holes, putting the trees up and things like that. Just seeing examples like that really means a lot to me." Mayo is a constant presence at Patriots Charitable Foundation activities, especially events that benefit children. In 2010, he launched the Mayo Bowl, an annual celebrity bowling fundraiser for Pitching in for Kids, a charity that helps improve the lives of children in New England.

MAYO HAS SECOND STRAIGHT GAME WITH AN INTERCEPTION

LB Jerod Mayo registered his first two career interceptions in consecutive games – Vs. Indianapolis (12/4) and at Washington (12/11). He clinched the win at Washington when he intercepted a Redskins pass at the New England 9-yard line to seal the 34-27 win.

DOUBLE TROUBLE: CB DEVIN MCCOURTY

After being selected by the Patriots in the first round of the 2010 NFL Draft, CB Devin McCourty became part of a select group in league history. McCourty's identical twin brother, Jason, is a cornerback with Tennessee, selected in the sixth round of the 2009 NFL Draft. The two are the 12th set of twins to play in the NFL. Devin redshirted for the 2005 season and therefore was a year behind his brother in eligibility. McCourty is the second twin to suit up for the Patriots, after CB Kato Serwanga was a member of the team from 1998-2000. His twin brother Wasswa played for San Francisco and Minnesota from 1999-2001. According to McCourty's mother, the two can only be told apart by tiny scars on their faces left by chickenpox.



DEFENSIVE NOTES/SPECIAL TEAMS

ROB NINKOVICH: WHERE DID HE COME FROM?

Rob Ninkovich's journey to the Patriots was not easy. He entered the league as a fifth-round pick of New Orleans in 2006 and was waived four times by New Orleans and Miami before landing in New England on Aug. 2, 2009. He spent the 2009 offseason trying to make the New Orleans team as a long snapper. Before coming to the Patriots he had appeared in just eight games over three years. He doubled that total in his first year in New England, appearing in 15 games in 2009 and his role on the team has grown since. He finished with 58 total tackles, four sacks, broke up three passes and had 11 special teams stops last season. He also had two interceptions, both against his former team, the Miami Dolphins. He tied for the AFC lead in fumble recoveries with three, with the most notable coming at San Diego on Oct. 24, when he returned a fumble 63 yards, marking the second longest fumble return in team history. He had his second 2-interception game at the New York Jets on Nov. 13, 2011 and returned his second pick 12 yards for a touchdown. Despite his success, Ninkovich told the Brockton Enterprise, "I don't want to get comfortable. You can't get comfortable because the first time you get comfortable, you're out of a job. I'm always uneasy. That keeps you going."

NINKOVICH SCORED AS A TE IN COLLEGE

Ninkovich played some at tight end in college at Purdue and caught two touchdown passes with a 2-yard touchdown pass from Kansas City QB Kyle Orton and a 1-yard touchdown pass from current Indianapolis QB Curtis Painter.

VINCE WILFORK REGISTERS FIRST CAREER INTERCEPTIONS

Vince Wilfork recorded his first career interception when he picked off QB Philip Rivers in the second quarter vs. San Diego (9/18). He had his second interception at Oakland (10/2) to join Anthony Pleasant (2001) as the only other Patriots defensive lineman to ever record two interceptions in the same season. Wilfork is one of four Patriots defensive lineman to ever record two interceptions overall, joining Pleasant, Richard Seymour and Henry Thomas.

WILFORK SCORES FIRST NFL TOUCHDOWN

Wilfork recovered a fumble in the end zone at Washington (12/11) for his first touchdown. DE Andre Carter sacked QB Rex Grossman in the end zone and forced a fumble and Wilfork recovered the ball for the Patriots first points in their 34-27 victory.

WILFORK WEARS HIS HEART ON HIS NECK

Wilfork wears No. 75 over his shoulder pads. Underneath hangs a gold chain locket for those who were number one in his heart: his parents. In 2002, parents David and Barbara Wilfork both passed away within five months of each other, leaving the then University of Miami star without his greatest support system. Wilfork, who lost his father to diabetes, has raised hundreds of thousands of dollars for diabetes-related causes. His annual draft day fundraiser, a bowling event he has held for seven years, is one of the signature fundraising events held by a pro athlete in New England. For his charity work, Wilfork was awarded the 2010 New England Patriots Ron Burton Community Service Award. While he will always cherish his National Championship and Super Bowl rings, his constant reminder lies closest to his heart, a picture of his late parents at their high school prom. "I carry them with me wherever I go," Wilfork said of his parents' keepsake. "My parents pushed me to be the best I could be. The things I do and my wife does, we do out of the kindness of our heart, and we do it for the community. I never look for anything in return. My teammates are my second family. My kids, my wife, the New England Patriots – that's all I have."

GOSTKOWSKI SIXTH BEST EVER IN FG PCT.

Stephen Gostkowski's 84.2 field goal percentage is the sixth-best among NFL kickers all-time.

Player	Years	FGM	FGA	Pct.
Nate Kaeding	2004-11	173	200	86.5
Mike Vanderjagt	1998-06	230	266	86.5
Rob Bironas	2005-11	186	216	86.1
Shayne Graham	2001-11	214	249	85.9
Robbie Gould	2005-11	186	217	85.7
Stephen Gostkowski	2006-11	139	165	84.2
Matt Bryant	2002-11	196	234	83.8

EVEN STEPHEN

Since joining the Patriots as a fourth-round draft choice in 2006, Stephen Gostkowski has connected on 84.2 percent of his regular-season field goal attempts (139-for-165), achieving the best field goal percentage in Patriots history.

PATRIOTS ALL-TIME LEADERS / FIELD GOAL PCT.

(Minimum 50 Attempts)

Player	Years	FGM	FGA	Pct.
Stephen Gostkowski	2006-11	139	165	.842
Adam Vinatieri	1996-05	263	321	.819
Matt Bahr	1993-95	55	72	.764
Tony Franklin	1984-87	93	125	.744
Jason Staurovsky	1988-91	50	69	.724
John Smith	1974-83	128	191	.670

GOSTKOWSKI TIED FOR THIRD IN POINTS

Gostkowski added 9 points vs. Miami (12/24) to push his career total to 701 points and take sole possession of third place on the Patriots scoring list.

Most Points/ Patriots History

Player	Points
Adam Vinatieri (1996-05)	1,158
Gino Cappelletti (1960-70)	1,130
Stephen Gostkowski (2006-11)	701
John Smith (1974-83)	692

GOSTKOWSKI IS GOOD IN THE FOURTH QUARTER

Gostkowski kicked one fourth-quarter field goals against the Dolphins (12/24), raising his streak to 35 consecutive successful fourth-quarter field goals. In his career, Gostkowski is 36 of 37 overall in fourth quarter field goals. His only fourth-quarter miss was in his second career game when he had a 29-yard try blocked at the Jets (9/17/06). Gostkowski's 35 consecutive fourth quarter field goals are the most since the statistic began to be tracked in 1991. Matt Stover had the second longest streak with 29 straight from 2005 through 2009.

Highest Fourth Quarter Field Goal PCT. In NFL History

Player	Years	FGM	FGA	Pct.
Stephen Gostkowski	2006-11	36	37	97.3
Nick Folk	2007-11	36	38	94.7
Josh Brown	2003-11	63	68	92.6

ZOLTAN MESKO: COMING TO AMERICA

Rookie P Zoltan Mesko was born in Timisoara, Romania on the Romania-Hungary border. On Many occasions in 1989, during the communist revolutions, his family was forced to take cover to avoid gun shots from the armies. Even after the fall of the Berlin Wall, his family lived in poverty. His family left Romania when his father won a United States Permanent Resident Card (green card) in the Diversity Immigrant Visa Lottery in 1997 when Mesko was 11.

MESKO DISCOVERS FOOTBALL

An avid soccer player from his days in Romania, Mesko had a strong leg. It was only when he came to America that he discovered his leg could take him places. In eighth grade, Mesko was playing kickball in the gym when he kicked the ball so high that he broke a light fixture. He was given a choice: pay for the light fixture or play football. With his family still struggling with money and football being a more popular sport than soccer at his school, the choice was an obvious one—Mesko decided to play football. His leg would land him numerous Division I scholarships and admission offers from Ivy League schools. From these, Mesko chose to play football at Michigan.



WINNINGEST PRO SPORTS TEAM SINCE 2001

PATRIOTS ARE WINNINGEST PRO SPORTS FRANCHISE SINCE 2001

The Patriots level of sustained success is unmatched in professional sports over the last 10 years. Since the 2001 season, the Patriots have won 76.0 percent of their regular season games (133-42), compiling the highest winning percentage in major American professional sports over that period. Since 2001, there have been 142 franchises that have fielded teams in the five major American sports leagues (NFL, MLB, NBA, NHL and MLS) and the Patriots have won with more frequency than any other team over that period.

HIGHEST WINNING PERCENTAGE IN MAJOR AMERICAN PROFESSIONAL SPORTS, 2001-PRESENT

(Regular Season – Includes National Football League, Major League Baseball, National Basketball Association, National Hockey League and Major League Soccer)

Records updated through games of December 26, 2011

Rk	Team	Lg	W	L	T/OTL	Pct.
1	New England Patriots	NFL	133	42	0	0.760
2	Miami Fusion*	MLS	16	5	5	0.712
3	San Antonio Spurs	NBA	577	243	0	0.704
4	Dallas Mavericks	NBA	569	253	0	0.692
5	Detroit Red Wings	NHL	473	196	104	0.679
6	Pittsburgh Steelers	NFL	117	57	1	0.671
7	Indianapolis Colts	NFL	117	58	0	0.669
8	Los Angeles Lakers	NBA	521	301	0	0.634
9	Green Bay Packers	NFL	110	65	0	0.629
10	San Jose Sharks	NHL	430	235	106	0.626
11	Philadelphia Eagles	NFL	109	65	1	0.626
12	Vancouver Canucks	NHL	430	254	90	0.614
13	New Jersey Devils	NHL	427	261	85	0.607
14	Seattle Sounders FC	MLS	44	24	26	0.606
15	New York Yankees	MLB	1070	709	0	0.601
16	Dallas Stars	NHL	406	258	109	0.596
17	Baltimore Ravens	NFL	103	72	0	0.589
18	Ottawa Senators	NHL	406	269	99	0.589
19	Phoenix Suns	NBA	481	340	0	0.586
20	Detroit Pistons	NBA	480	341	0	0.585
21	Philadelphia Flyers	NHL	389	265	116	0.581
22	Boston Bruins	NHL	386	264	121	0.579
23	San Diego Chargers	NFL	100	75	0	0.571
24	Boston Red Sox	MLB	1014	767	0	0.569
25	Buffalo Sabres	NHL	389	286	98	0.567
26	Boston Celtics	NBA	465	356	0	0.566
27	Nashville Predators	NHL	383	289	102	0.561
28	St. Louis Cardinals	MLB	994	787	0	0.558
29	Calgary Flames	NHL	378	291	105	0.556
30	Colorado Avalanche	NHL	382	297	96	0.555
31	Houston Dynamo	MLS	73	53	60	0.554
32	Anaheim Ducks	NHL	374	292	107	0.553
33	Philadelphia Phillies	MLB	984	797	0	0.552
34	Los Angeles/Anaheim Angels	MLB	984	798	0	0.552
35	Montreal Canadiens	NHL	375	295	104	0.552
36	Atlanta Braves	MLB	977	803	0	0.549
37	New Orleans Saints	NFL	96	79	0	0.549
38	Toronto Maple Leafs	NHL	368	296	109	0.547
39	Washington Capitals	NHL	367	297	108	0.545
40	Los Angeles Galaxy	MLS	140	110	82	0.545
41	New York Rangers	NHL	370	301	101	0.545
42	Houston Rockets	NBA	446	375	0	0.543
43	Utah Jazz	NBA	445	375	0	0.543
44	Minnesota Wild	NHL	365	299	111	0.543
45	Orlando Magic	NBA	442	380	0	0.538
46	Chicago Bears	NFL	94	81	0	0.537
47	Denver Broncos	NFL	94	81	0	0.537
48	New York Giants	NFL	94	81	0	0.537
49	Oakland A's	MLB	954	827	0	0.536
50	Atlanta Falcons	NFL	93	81	1	0.534

NOTES: This analysis uses NFL rules when calculating winning percentage, counting ties as a half-win and a half-loss. For NHL teams, overtime losses (OTL) and ties from 2001-2004 (the NHL abolished ties in 2005-2006 and instituted a shootout system) are counted as ties when calculating winning percentage.

*The Miami Fusion were contracted following the 2001 MLS season.

HIGHEST WINNING PERCENTAGE AMONG BOSTON-AREA MAJOR PROFESSIONAL SPORTS TEAMS, 2001-PRESENT

(Rankings listed below are each team's overall ranking among the 142 major American pro sports teams)

Records updated through games of December 26, 2011

Rank	Team	Lg.	W	L	T/OTL	Pct.
1	New England Patriots	NFL	133	42	0	0.760
22	Boston Bruins	NHL	386	264	121	0.579
24	Boston Red Sox	MLB	1014	767	0	0.569
26	Boston Celtics	NBA	465	356	0	0.566
90	New England Revolution	MLS	119	126	88	0.489



THE TEAM OF THE DECADE

When Robert Kraft purchased the New England Patriots in 1994, few would have thought that 17 years later the franchise would be the undisputed team of the decade in the first decade of the new millennium. Kraft brought a winning vision to the organization and dedicated his resources to building a consistent winner. On Jan. 27, 2000, Kraft hired Bill Belichick to coach the team, and three months later the team drafted then-unheralded quarterback Tom Brady, putting the final pieces in place for the Patriots to become the most successful NFL team of the 2000s. Below is a look at the accomplishments of the Patriots during the first decade of the new millennium that earned the Patriots the "Team of the Decade" moniker.

THE PATRIOTS' UNMATCHED NFL SUCCESS FROM 2000-2009

Super Bowl Titles

New England	3
Pittsburgh	2
Baltimore	1
Indianapolis	1
New Orleans	1
N.Y. Giants	1
Tampa Bay	1

Conference Titles

New England	4
Indianapolis	2
N.Y. Giants	2
Pittsburgh	2
10 Teams	1

Division Titles

New England	7
Indianapolis	6
Philadelphia	5
Pittsburgh	5
San Diego	5

Note: The Patriots also finished tied for the division lead twice during the 2000s but lost the division title on tiebreakers in 2002 and 2008.

Playoff Wins

New England	14
Philadelphia	10
Pittsburgh	10
Indianapolis	9
Baltimore	8

Playoff Winning Percentage

Team	W	L	Pct.
New England	14	4	.777
New Orleans	5	2	.714
Pittsburgh	10	4	.714
Arizona	4	2	.667
Carolina	5	3	.625
Baltimore	8	5	.615

Playoff Games Played

New England	18
Philadelphia	18
Indianapolis	17
Pittsburgh	14
Baltimore	13
N.Y. Giants	11

Overall Wins

(Includes Regular Season and Playoffs)

New England	126
Indianapolis	124
Pittsburgh	113
Philadelphia	113
Baltimore	100

Overall Winning Percentage

(Includes Regular Season and Playoffs)

Team	W	L	T	Pct.
New England	126	52	0	.708
Indianapolis	124	53	0	.701
Pittsburgh	113	60	1	.652
Philadelphia	113	64	1	.638
Green Bay	98	71	0	.580

Most Victories in a Season (Inc. Playoffs), 2000-09

Team	Year	W
New England	2007	18
New England	2003	17
New England	2004	17
Baltimore	2000	16
St. Louis	2001	16
Pittsburgh	2004	16
Indianapolis	2006	16
Indianapolis	2009	16
New Orleans	2009	16

Most Victories in a Single Regular Season, 2000-09

Team	Year	W
New England	2007	16
Pittsburgh	2004	15
New England	2003	14
New England	2004	14
Indianapolis	2005	14
Indianapolis	2009	14
St. Louis	2001	14

Playoff Games Hosted

New England	9
Philadelphia	9
Pittsburgh	8
Indianapolis	8

Major Sports League Titles, 2000-09

Los Angeles Lakers	NBA	4
New England Patriots	NFL	3
San Antonio Spurs	NBA	3
Boston Red Sox	MLB	2
Detroit Red Wings	NHL	2
Houston Dynamo	MLS	2
Los Angeles Galaxy	MLS	2
New Jersey Devils	NHL	2
New York Yankees	MLB	2
Pittsburgh Steelers	NFL	2
San Jose Earthquakes	MLS	2

Major Sports Conference Titles, 2000-09

Los Angeles Lakers	NBA	6
New England Patriots	NFL	4
New England Revolution	MLS	4
Los Angeles Galaxy	MLS	4
New York Yankees	MLB	4
Detroit Red Wings	NHL	3
New Jersey Devils	NHL	3
San Antonio Spurs	NBA	3

Seasons of NFL Playoff Advancement

Philadelphia	7
New England	6
Pittsburgh	5
Baltimore	4
Indianapolis	4
Green Bay	3
Oakland	3
Seattle	3
New Orleans	3



PATRIOTS HOME DOMINANCE



Since the Patriots moved to Gillette Stadium in 2002, they have celebrated more regular season and postseason wins than any other team in the NFL. The Patriots have the highest point differential at home in that time and are among the top three offensive and defensive leaders at home. The Patriots home dominance is especially strong against NFC teams.

REGULAR SEASON HOME RECORD SINCE 2002					
Rank	Team	W	L	T	Pct.
1	New England	66	13	0	0.835
2	Baltimore	61	19	0	0.763
3	Indianapolis	59	21	0	0.738
4	Pittsburgh	58	21	1	0.731
5	San Diego	55	25	0	0.688

HOME PLAYOFF RECORD SINCE 2002 (MIN. 5 GAMES)					
Rank	Team	W	L	T	Pct.
1	Seattle	5	1		0.833
2	New England	7	2		0.778
3t	Philadelphia	5	2		0.714
3t	Pittsburgh	5	2		0.714
5	Indianapolis	6	3		0.667

HOME RECORD SINCE 2002 (INCLUDING PLAYOFFS)					
Rank	Team	W	L	T	Pct.
1	New England	73	15	0	0.830
2	Baltimore	61	21	1	0.744
3	Pittsburgh	64	23	0	0.736
4	Indianapolis	65	24	0	0.730
5	San Diego	57	28	0	0.671

HOME RECORD AFTER HALLOWEEN SINCE 2002					
Rank	Team	W	L	T	Pct.
1	New England	34	8	0	0.810
2	Green Bay	33	10	0	0.767
3	Baltimore	36	11	0	0.766
4	Indianapolis	37	13	0	0.740
5	San Diego	32	14	0	0.696

HOME RECORD VS. NFC SINCE 2002					
Rank	Team	W	L	T	Pct.
1	New England	18	2	0	0.900
2	Pittsburgh	17	2	1	0.875
3	Baltimore	18	3	0	0.857
4	Jacksonville	15	6	0	0.714
5	Indianapolis	14	6	0	0.700

HOME RECORD VS DIVISIONAL OPPONENTS SINCE 2002					
Rank	Team	W	L	T	Pct.
1	Indianapolis	25	5	0	0.833
2	New England	24	5	0	0.828
3	Green Bay	22	7	0	0.759
4t	Seattle	22	8	0	0.733
4t	Pittsburgh	22	8	0	0.733
6	San Diego	21	9	0	0.724
7	Minnesota	20	9	0	0.690

POINT DIFFERENTIAL AT HOME SINCE 2002		
Rank	Team	Point Differential
1	New England	798
2	Baltimore	696
3	San Diego	624
4	Pittsburgh	604
5	Indianapolis	579

POINTS ALLOWED PER GAME AT HOME SINCE 2002		
Rank	Team	Points Allowed
1	Baltimore	15.6
2	New England	16.6
3	Pittsburgh	16.8
4	New York Jets	18.0
5	Green Bay	18.5

POINTS SCORED PER GAME AT HOME SINCE 2002		
Rank	Team	Points Scored
1	San Diego	27.8
2t	New England	26.7
2t	Green Bay	26.7
4	Indianapolis	26.1
5	New Orleans	25.5



PATRIOTS FOOTBALL NETWORK

The **Patriots Football Network** (PFN) is the full portfolio of media offerings from the three-time Super Bowl Champion New England Patriots. PFN provides Patriots content produced both in-house and with media partners spanning print, television, radio and the Internet.

PATRIOTS ALL ACCESS

T Emmy-Award winning Patriots All Access airs weekly throughout the season on WBZ, Channel 4 in Boston and regional affiliates. Patriots All Access features exclusive, behind-the-scenes access and in-depth weekly features on Patriots players and personnel. Hosted by WBZ's Steve Burton, the show features weekly sit-downs with Coach Bill Belichick, including the popular "Belestrator" segment where the coach breaks down upcoming opponents. Fridays at 7:00 p.m and Sundays at 9:00 a.m. on **TV 38 in Boston; WNAC-TV in Providence**; Saturdays at 12:05 a.m. on **WMUR-TV in Manchester, N.H.** Saturdays at 5:00 a.m. on **WMTW-TV in Portland, Maine**; Saturdays at 5:00 p.m. on **WCTX-TV in Hartford, Conn.** Saturdays at 7:00 p.m. on **WFXQ-TV in Springfield, Mass.**; Sundays at 11:00 a.m. on **WVII-TV in Bangor, Maine**



TOTALLY PATRIOTS



Totally Patriots is a unique, one of a kind Patriots show aimed for the next generation of Patriots fans. This weekly, youth oriented football show allows school aged fans unprecedented access to their favorite players, enabling them to ask questions in a relaxed, informal setting.

PATRIOTS TODAY AND PATRIOTS THIS WEEK

PATRIOTS TODAY: Available daily at Patriots.com and on Verizon Fios on Demand, as well as on Verizon wireless' VCAST.

PATRIOTS THIS WEEK: Saturdays 10:30 p.m. on Comcast Sports Net.

Patriots Today gives fans a daily, in-depth look at the club that is unmatched by any other outlet. The show is hosted by Lyndsay Petruny with daily reports from Brian Lowe and twice-weekly analysis from PFW's Paul Perillo. This daily Webcast is dedicated exclusively to the Patriots and provides daily features, reports and commentary that will satisfy every fan's daily Patriots fix. Every Saturday (TBA) on Comcast Sports Net, Lyndsay Petruny will bring you *Patriots This Week*, providing a thorough recap of each week's developments.

PATRIOTS.COM NEWS

Patriots.com features daily updates and exclusive content from the writers of *Patriots Football Weekly*, offering everything from breaking news to player features and the popular "Ask PFW" postings.

VIDEO

The first professional sports team website to offer streaming video provides Patriots fans with a variety of exclusive video content. Visitors can choose their channel and watch exclusive video from news to cheerleaders. Patriots.com also features video of every Patriots press conference, including postgame press conferences and Coach Belichick's weekday media updates.

AUDIO

Patriots Web Radio programming is available exclusively on Patriots.com beginning at noon each day, Monday through Friday. Kicking off the programming lineup is PFW In Progress, a daily online program that features candid commentary from the writers of *Patriots Football Weekly*. Following PFW In Progress is Patriots Playbook, hosted by John Rooke, featuring items from around the NFL. Stay tuned for the debut of new shows during the 2009 season. Patriots.com also offers streaming audio of every Patriots press conference, as well as archives of Patriots.com Radio shows. Patriots.com provides podcasts of Patriots.com radio offerings as well as exclusive content.

PATRIOTS MONDAY ON WEEI

WEEI Sports Radio broadcasts Patriots Monday each week, offering fans unique insight and analysis from Coach Belichick and Tom Brady in addition to other Patriots players. WEEI will broadcast Patriots Monday live from Gillette Stadium each Monday, kicking off with Dennis & Callahan at 6:00 a.m.

PATRIOTS FRIDAY ON WEEI

WEEI Sports Radio broadcasts Patriots Friday each week, offering fans a look ahead at the weekend's game, match ups and rivalries. Various Patriots players will be featured on air. WEEI will broadcast Patriots Fridays each week throughout the season, kicking off with Dennis & Callahan at 6:00 a.m., followed by Mutt and Merloni at 10:00 a.m. and The Big Show with Glenn Ordway and Michael Holley from 2:00 to 6:00 p.m.

98.5 THE SPORTS HUB PATRIOTS RADIO NETWORK

A new era in Patriots Radio history began in 2009, with the move of the game broadcasts to 98.5 FM, Boston's Sports Hub. The transition to Boston's new all-sports radio station insures that Patriots fans will continue to hear every kick, block and tackle in stereo, and without static, in crystal-clear FM quality. Fans all over New England will be able to listen in to any of 36 stations on the Safety Insurance 98.5 The Sports Hub Patriots Radio Network, starting with Patriots Preview three hours before kickoff, and capped off with Patriots Postgame for three hours after the final gun.



FLAGSHIP STATION

98.5 FM Boston's Sports Hub

MASSACHUSETTS

WAQY	Springfield	102.1 FM
WBEC	Pittsfield	1420 AM
WPKZ	Fitchburg	1280 AM
WNAW	N. Adams	1230 AM
WBSM	New Bedford	1420 AM
WPVQ	Greenfield	95.3 FM
WSAR	Fall River	1480 AM
WWFX	Worcester	100.1 FM
WXTK	Hyannis	95.1 FM

MAINE

WEBB	Augusta	98.5 FM
WWMJ	Bangor	95.7 FM
WBLM	Portland	102.9 FM
WEGP	Presque Isle	1390 AM

CONNECTICUT

WCCC	Hartford	106.9 FM
WMOS	New London	102.3 FM
WINY	Putnam	1350 AM
WGCH	Greenwich	1490 AM

NEW HAMPSHIRE

WTPL	Concord	107.7 FM
WSAQ	Hampton	102.1 FM
WHQV	Laconia	104.9 FM
WKNE	Keene	99.1 FM
WSHK	Portsmouth	105.3 FM
WGHM	Nashua	1590 AM
WPKQ	N. Conway	103.7 FM
WGAM	Manchester	1250 AM

RHODE ISLAND

WPRO	Providence	630 AM
WEAN	Providence	99.7 FM

NEW YORK

WCKL	Catskill	560 AM
------	----------	--------

VERMONT

WBTN	Bennington	1370 AM
WORK	Barre	107.1 FM
WKVT	Brattleboro	92.7 FM
WCPV	Burlington	101.3 FM
WEXP	Rutland	101.5 FM
WMOO	Derby Center	92.1 FM
WSTJ	St Johnsbury	1340 AM
WMXR	Woodstock	93.9 FM



2011 OFFENSIVE STATISTICS

WON 12, LOST 3

09/12 W 38-24	at Miami	66,860
09/18 W 35-21	San Diego	68,756
09/25 L 31-34	at Buffalo	68,174
10/02 W 31-19	at Oakland	62,572
10/09 W 30-21	New York Jets	68,756
10/16 W 20-16	Dallas	68,756
10/30 L 17-25	at Pittsburgh	64,424
11/06 L 20-24	New York Giants	68,756
11/13 W 37-16	at New York Jets	79,088
11/21 W 34- 3	Kansas City	68,756
11/27 W 38-20	at Philadelphia	69,144
12/04 W 31-24	Indianapolis	68,756
12/11 W 34-27	at Washington	77,825
12/18 W 41-23	at Denver	76,556
12/24 W 27-24	Miami	68,756
01/01	Buffalo	

* RUSHING						
	No.	Yds	Avg	Long	TD	
Green-Ellis	174	645	3.7	18	9	
Ridley	72	360	5.0	33t	1	
Woodhead	76	346	4.6	12	1	
Brady	43	109	2.5	13	3	
Faulk	17	57	3.4	9	0	
Vereen	15	57	3.8	19	1	
Welker	4	30	7.5	19	0	
Hernandez	3	19	6.3	16	0	
Edelman	3	2	0.7	5	0	
R. Gronkowski	1	2	2.0	2t	1	
Hoyer	1	-1	-1.0	-1	0	
TEAM	409	1626	4.0	33t	16	
OPPONENTS	384	1762	4.6	41	12	

TOTAL FIRST DOWNS	371	344
Rushing	98	93
Passing	245	230
Penalty	28	21
3rd Down: Made/Att	83/182	86/195
3rd Down Pct.	45.6	44.1
4th Down: Made/Att	7/11	6/16
4th Down Pct.	63.6	37.5
POSSESSION AVG.	28:44	31:16
TOTAL NET YARDS	6368	6182
Avg. Per Game	424.5	412.1
Total Plays	1013	996
Avg. Per Play	6.3	6.2
NET YARDS RUSHING	1626	1762
Avg. Per Game	108.4	117.5
Total Rushes	409	384
NET YARDS PASSING	4742	4420
Avg. Per Game	316.1	294.7
Sacked/Yards Lost	28/155	38/263
Gross Yards	4897	4683
Att./Completions	576/378	574/358
Completion Pct.	65.6	62.4
Had Intercepted	11	19
PUNTS/AVERAGE	55/46.4	64/45.8
NET PUNTING AVG.	55/41.4	64/39.0
PENALTIES/YARDS	83/738	110/862
FUMBLES/BALL LOST	11/5	20/11
TOUCHDOWNS	55	37
Rushing	16	12
Passing	36	24
Returns	3	1

* RECEIVING						
	No.	Yds	Avg	Long	TD	
Welker	116	1518	13.1	99t	9	
R. Gronkowski	82	1219	14.9	52t	15	
Hernandez	72	772	10.7	46	6	
Branch	51	702	13.8	63	5	
Woodhead	16	147	9.2	16	0	
Ochocinco	15	276	18.4	53	1	
Green-Ellis	8	106	13.3	25	0	
Faulk	7	34	4.9	18	0	
Edelman	4	34	8.5	11	0	
Underwood	3	30	10.0	13	0	
Ridley	3	13	4.3	8	0	
Slater	1	46	46.0	46	0	
TEAM	378	4897	13.0	99t	36	
OPPONENTS	358	4683	13.1	58	24	

* INTERCEPTIONS						
	No.	Yds	Avg	Long	TD	
Arrington	7	92	13.1	28	0	
Wilfork	2	47	23.5	28	0	
Ninkovich	2	30	15.0	18	1	
Mayo	2	4	2.0	2	0	
Molden	1	27	27.0	27	0	
Guyton	1	17	17.0	17	0	
Brown	1	2	2.0	2	0	
Adams TM	1	0	0.0	0	0	
Chung	1	0	0.0	0	0	
McCourty	1	0	0.0	0	0	
TEAM	19	219	11.5	28	1	
OPPONENTS	11	153	13.9	42	1	

* PUNTING						
	No.	Yds	Avg	Net	TB	In Lg B
Mesko	55	2551	46.4	41.4	3	23 65 0
TEAM	55	2551	46.4	41.4	3	23 65 0
OPPONENTS	64	2931	45.8	39.0	2	24 64 0

* PUNT RETURNS						
	Ret	FC	Yds	Avg	Long	TD
Edelman	28	7	300	10.7	72t	1
Welker	8	5	82	10.3	25	0
Faulk	2	0	11	5.5	7	0
TEAM	38	12	393	10.3	72t	1
OPPONENTS	25	17	215	8.6	26	0

* SCORE BY PERIODS							
	Q1	Q2	Q3	Q4	OT	PTS	
TEAM	82	134	127	121	0	464	
OPPONENTS	66	83	50	122	0	321	

* KICKOFF RETURNS						
	No.	Yds	Avg	Long	TD	
Woodhead	17	374	22.0	37	0	
Edelman	12	284	23.7	37	0	
Ridley	7	152	21.7	32	0	
Slater	3	54	18.0	22	0	
R. Gronkowski	1	11	11.0	11	0	
McCourty	1	24	24.0	24	0	
Ninkovich	1	10	10.0	10	0	
TEAM	42	909	21.6	37	0	
OPPONENTS	58	1252	21.6	88	0	

* SCORING							
	TD	Ru	Pa	Rt	K-PAT	FG	S PTS
Gostkowski	0	0	0	0	54/54	26/31	0 132
R. Gronkowski	16	1	15	0	0	0	96
Green-Ellis	9	9	0	0	0	0	54
Welker	9	0	9	0	0	0	54
Hernandez	6	0	6	0	0	0	36
Branch	5	0	5	0	0	0	30
Brady	3	3	0	0	0	0	18
Woodhead	1	1	0	0	0	0	8
Edelman	1	0	0	1	0	0	6
Ninkovich	1	0	0	1	0	0	6
Ochocinco	1	0	1	0	0	0	6
Ridley	1	1	0	0	0	0	6
Vereen	1	1	0	0	0	0	6
Wilfork	1	0	0	1	0	0	6
TEAM	55	16	36	3	54/54	26/31	0 464
OPPONENTS	37	12	24	1	35/35	20/22	2 321

* FIELD GOALS							
	1-19	20-29	30-39	40-49	50+		
Gostkowski	1/ 1	11/12	5/ 6	8/10	1/2		
TEAM	1/ 1	11/12	5/ 6	8/10	1/2		
OPPONENTS	0/ 0	14/15	2/ 2	4/ 5	0/0		
Gostkowski:	(48N, 20G)	(22G, 47G)	(23G)	(44G)	(44G, 24G, 28G)	(31G, 26G)	(46G, 42N)
TEAM	(27N, 32G, 45G)	(50G, 36G, 27G)	(21G, 19G)	(39N, 45G)	(39G)	(23G, 24G)	(21G, 34G)

2-Pt Conv: Woodhead, TM 1-1, OPP 0-2
 SACKS: A. Carter 10, Anderson 9,
 Ninkovich 6.5, Wilfork 2.5, Deaderick 2,
 Love 2, Mayo 2, Chung 1, Ellis 1, Warren 1,
 Pryor 0.5, Wright 0.5, TM 38, OPP 28
 FUM/LOST: Brady 5/2, Edelman 3/1,
 Hernandez 1/1, Slater 1/1, Welker 1/0

(51N, 45G, 42G)
 OPP: (20G) () (42G, 28G) (28G, 26G) () (48G, 22G, 26G)
 (33G, 21G, 23G, 44N) (22G) (24N) (26G) (43G, 22G) (31G)
 (24G, 25G) (26G) (47G)

* PASSING												
	Att	Cmp	Yds	Cmp%	Yds/Att	TD	TD%	Int	Int%	Long	Sack/Lost	Rating
Brady	576	378	4897	65.6	8.50	36	6.3	11	1.9	99t	28/ 155	105.1
TEAM	576	378	4897	65.6	8.50	36	6.3	11	1.9	99t	28/ 155	105.1
OPPONENTS	574	358	4683	62.4	8.16	24	4.2	19	3.3	58	38/ 263	88.2



2011 DEFENSIVE STATISTICS

Tackle Statistics based on Coaches Film Review

PLAYER Name	TACKLES			SACKS			INTERCEPTIONS				FUMBLES				SP. TEAMS				
	TT	UT	A	S/	Yds	QH	Int/	Yds	TD	PD	FF	FR/	Yds	TD	TT	UT	A	FF	FR
Jerod Mayo	96	58	38	2.0	5.0	6	2	4	0	3	1	0	0	0	0	0	0	0	0
Devin McCourty	87	65	22	0.0	0.0	0	1	0	0	11	0	0	0	0	5	3	2	0	0
Kyle Arrington	77	52	25	0.0	0.0	0	7	92	0	13	0	1	0	0	10	7	3	0	0
Vince Wilfork	71	40	31	2.5	17.0	7	2	47	0	3	1	2	0	1	0	0	0	0	0
James Ihedigbo	70	46	24	0.0	0.0	0	0	0	0	1	0	0	0	0	4	2	2	0	0
Rob Ninkovich	61	45	16	6.5	54.0	9	2	30	1	4	1	2	0	0	1	0	1	0	1
Patrick Chung	60	38	22	1.0	3.0	1	1	0	0	4	0	0	0	0	2	1	1	0	0
Andre Carter	59	37	22	10.0	70.0	22	0	0	0	1	2	0	0	0	0	0	0	0	0
Kyle Love	55	29	26	2.0	11.0	5	0	0	0	0	0	1	0	0	0	0	0	0	0
Brandon Spikes	48	35	13	0.0	0.0	1	0	0	0	1	0	0	0	0	0	0	0	0	0
Gary Guyton	46	33	13	0.0	0.0	0	1	17	0	1	0	0	0	0	0	0	0	0	0
Sergio Brown	31	26	5	0.0	0.0	0	1	2	0	1	0	0	0	0	7	4	3	0	0
Mark Anderson	28	20	8	9.0	67.0	13	0	0	0	1	2	1	0	0	0	0	0	0	0
Dane Fletcher	28	16	12	0.0	0.0	6	0	0	0	0	0	0	0	0	5	5	0	0	1
Tracy White	25	19	6	0.0	0.0	0	0	0	0	1	0	0	0	0	14	11	3	0	0
Antwaun Molden	22	16	6	0.0	0.0	0	1	27	0	2	0	0	0	0	10	7	3	0	0
Brandon Deaderick	19	12	7	2.0	13.0	2	0	0	0	0	0	0	0	0	0	0	0	0	0
Leigh Bodden	16	14	2	0.0	0.0	0	0	0	0	4	0	0	0	0	0	0	0	0	0
Gerard Warren	16	9	7	1.0	7.0	3	0	0	0	0	0	1	0	0	0	0	0	0	0
Shaun Ellis	16	7	9	1.0	7.0	3	0	0	0	0	0	0	0	0	0	0	0	0	0
Nate Jones	16	10	6	0.0	0.0	0	0	0	0	1	0	0	0	0	0	0	0	0	0
Josh Barrett	14	9	5	0.0	0.0	0	0	0	0	0	0	0	0	0	3	3	0	0	0
Matthew Slater	10	8	2	0.0	0.0	0	0	0	0	0	1	0	0	0	17	13	4	0	0
Julian Edelman	9	6	3	0.0	0.0	0	0	0	0	0	0	0	0	0	5	5	0	0	0
Phillip Adams	8	8	0	0.0	0.0	1	1	0	0	1	0	0	0	0	0	0	0	0	0
Niko Koutouvides	8	6	2	0.0	0.0	0	0	0	0	0	0	0	0	0	9	7	2	0	1
Albert Haynesworth	6	3	3	0.0	0.0	2	0	0	0	0	0	0	0	0	0	0	0	0	0
Sterling Moore	6	6	0	0.0	0.0	0	0	0	0	0	0	0	0	0	0	0	0	0	0
Jeff Tarpinian	4	4	0	0.0	0.0	0	0	0	0	0	0	0	0	0	8	5	3	0	0
Myron Pryor	3	2	1	0.5	4.5	3	0	0	0	0	0	0	0	0	0	0	0	0	0
Ras-I Dowling	3	2	1	0.0	0.0	0	0	0	0	0	0	0	0	0	0	0	0	0	0
Ron Brace	3	1	2	0.0	0.0	0	0	0	0	0	1	0	0	0	0	0	0	0	0
A.J. Edds	2	1	1	0.0	0.0	0	0	0	0	0	0	0	0	0	0	0	0	0	0
Mike Wright	1	0	1	0.5	4.0	1	0	0	0	0	0	0	0	0	0	0	0	0	0
Jermaine Cunningham	1	0	1	0.0	0.0	0	0	0	0	0	0	0	0	0	0	0	0	0	0
Ross Ventrone	1	1	0	0.0	0.0	0	0	0	0	0	0	0	0	0	2	1	1	0	0
Stephen Gostkowski	0	0	0	0.0	0.0	0	0	0	0	0	0	0	0	0	5	3	2	0	0
Zoltan Mesko	0	0	0	0.0	0.0	0	0	0	0	0	0	0	0	0	1	0	1	0	0
Danny Woodhead	0	0	0	0.0	0.0	0	0	0	0	0	0	0	0	0	5	2	3	0	0
Shane Vereen	0	0	0	0.0	0.0	0	0	0	0	0	0	0	0	0	1	0	1	0	0
BenJarvus Green-Ellis	0	0	0	0.0	0.0	0	0	0	0	0	0	0	0	0	2	2	0	0	0
Danny Aiken	0	0	0	0.0	0.0	0	0	0	0	0	0	0	0	0	6	4	2	0	0
Totals	1026	684	342	38.0	262.5	85	19	219	1	53	9	8	0	1	122	85	37	0	2

FUMBLES - LOST (11-5)				
	No.	Lost	Rec	O.B.
Tom Brady	5	2	2	0
Julian Edelman	3	1	2	0
Aaron Hernandez	1	1	0	0
Matthew Slater	1	1	0	0
Wes Welker	1	0	0	0
Antwaun Molden	0	0	1	0
Totals	11	5	5	0
MISC. OFFENSIVE STATS				
	Tkl	Ast	FF	FR
Deion Branch	2	0	0	0
BenJarvus Green-Ellis	1	0	0	0
Rob Gronkowski	2	0	0	0
Matt Light	1	1	0	0
Nate Solder	1	0	0	0
Sebastian Vollmer	1	0	0	0
Wes Welker	0	1	0	0
Danny Woodhead	2	0	0	0
Tiquan Underwood	1	0	0	0
Totals	11	2	0	0

KEY	
TT-Total Tackles	Int/Yds-Interceptions/Yards Returned
UT-Unassisted Tackles	PD-Passes Defensed
A-Assisted Tackles	FF-Forced Fumbles

BLOCKED KICKS			
	XP	FG	P
Totals			



2011 Numerical Roster

December 27, 2011

3	Stephen Gostkowski	K	6-1	215	27	6	Memphis	D4b-06
8	Brian Hoyer	QB	6-2	215	26	3	Michigan State	FA-09
10	Tiquan Underwood	WR	6-1	183	24	3	Rutgers	FA-11
11	Julian Edelman	WR	5-10	198	25	3	Kent State	D7a-09
12	Tom Brady	QB	6-4	225	34	12	Michigan	D6b-00
14	Zoltan Mesko	P	6-5	231	25	2	Michigan	D5-10
15	Ryan Mallett	QB	6-6	238	23	R	Arkansas	D3b-11
18	Matthew Slater	WR	6-0	200	26	4	UCLA	D5-08
22	Stevan Ridley	RB	5-11	225	22	R	Louisiana State	D3a-11
23	Nate Jones	DB	5-10	185	29	8	Rutgers	FA-11
24	Kyle Arrington	CB	5-10	196	25	3	Hofstra	FA-09
25	Patrick Chung	S	5-11	212	24	3	Oregon	D2a-09
27	Antwaun Molden	CB	6-1	198	26	4	Eastern Kentucky	CW(HOU)-11
29	Sterling Moore	DB	5-10	205	21	R	Southern Methodist	FA-11
31	Sergio Brown	S	6-2	210	23	2	Notre Dame	FA-10
32	Devin McCourty	CB	5-10	193	24	2	Rutgers	D1-10
33	Kevin Faulk	RB	5-8	202	35	13	Louisiana State	D2-99
34	Shane Vereen	RB	5-9	205	22	R	California	D2b-11
39	Danny Woodhead	RB	5-8	195	26	4	Chadron State	FA-10
42	BenJarvus Green-Ellis	RB	5-11	215	26	4	Mississippi	FA-08
44	James Ihedigbo	S	6-1	214	28	5	Massachusetts	FA-11
48	Danny Aiken	LS	6-4	252	23	R	Virginia	CW(BUF)-11
50	Rob Ninkovich	LB	6-2	255	27	6	Purdue	FA-09
51	Jerod Mayo	LB	6-1	245	25	4	Tennessee	D1-08
52	Dane Fletcher	LB	6-2	244	25	2	Montana State	FA-10
54	Brian Waters	G	6-3	320	34	12	North Texas	FA-11
55	Brandon Spikes	LB	6-2	250	24	2	Florida	D2c-10
58	Tracy White	LB	6-0	230	30	9	Howard	TR(PHI)-10
59	Gary Guyton	LB	6-3	245	26	4	Georgia Tech	FA-08
61	Marcus Cannon	OL	6-5	358	23	R	Texas Christian	D5a-11
62	Ryan Wendell	C	6-2	290	25	3	Fresno State	FA-08
63	Dan Connolly	OL	6-4	313	29	6	Southeast Missouri St.	FA(JAX)-08
64	Donald Thomas	OL	6-4	310	26	4	Connecticut	FA-11
65	Nick McDonald	OL	6-4	316	24	2	Grand Valley State	FA-11
69	Alex Silvestro	DE	6-3	267	23	R	Rutgers	FA-11
70	Logan Mankins	G	6-4	310	29	7	Fresno State	D1-05
71	Brandon Deaderick	DL	6-4	305	24	2	Alabama	D7b-10
72	Matt Light	T	6-4	305	33	11	Purdue	D2-01
74	Kyle Love	DL	6-1	310	25	2	Mississippi State	FA-10
75	Vince Wilfork	DL	6-2	325	30	8	Miami (Fla.)	D1a-04
76	Sebastian Vollmer	T	6-8	315	27	3	Houston	D2d-09
77	Nate Solder	T	6-8	319	23	R	Colorado	D1-11
81	Aaron Hernandez	TE	6-1	245	22	2	Florida	D4-10
83	Wes Welker	WR	5-9	185	30	8	Texas Tech	TR(MIA)-07
84	Deion Branch	WR	5-9	195	32	10	Louisville	TR(SEA)-10
85	Chad Ochocinco	WR	6-1	192	33	11	Oregon State	TR(CIN)-11
87	Rob Gronkowski	TE	6-6	265	22	2	Arizona	D2a-10
90	Niko Koutouvides	LB	6-2	238	30	8	Purdue	FA-11
94	Shaun Ellis	DE	6-5	290	34	12	Tennessee	FA-11
95	Mark Anderson	DE	6-4	255	28	6	Alabama	FA-11
97	Ron Brace	DL	6-3	330	25	3	Boston College	D2b-09
98	Gerard Warren	DL	6-4	325	33	10	Florida	FA-11

PRACTICE SQUAD

#	NAME	POS	HT	WT	AGE	YR	COLLEGE	HOW ACQ.
80	Dorin Dickerson	WR	6-2	227	23	2	Pittsburgh	FA-11
45	Garrett Mills	TE	6-1	235	28	6	Tulsa	FA-11
49	Markell Carter	LB	6-4	248	22	R	Central Arkansas	D6-11
68	Matt Kopa	OL	6-6	303	24	2	Stanford	FA-11
47	Mike Rivera	LB	6-2	252	25	1	Kansas	FA-11

RESERVE/INJURED LIST

#	NAME	POS	HT	WT	AGE	YR	COLLEGE	INJURY (IR date)
21	Ras-I Dowling	CB	6-1	198	23	R	Virginia	hip (10/29/11)
26	Bret Lockett	DB	6-1	220	25	3	UCLA	groin (8/23/11)
30	Josh Barrett	S	6-2	225	27	4	Arizona State	calf (11/9/11)
47	Christian Cox	LB	6-3	250	26	R	Utah	neck (8/19/11)
53	Jeff Tarpinian	LB	6-3	238	24	R	Iowa	head (11/24/11)
60	Rich Ohrmberger	OL	6-2	300	25	3	Penn State	(9/3/11)
67	Dan Koppen	C	6-2	296	32	9	Boston College	leg (9/21/11)
69	Kyle Hix	OL	6-7	325	23	R	Texas	shoulder (8/7/11)
91	Myron Pryor	DL	6-1	310	25	3	Kentucky	shoulder (9/21/11)
93	Andre Carter	DE	6-4	255	32	11	California	leg (12/20/11)
96	Jermaine Cunningham	LB	6-3	260	23	2	Florida	hamstring (12/10/11)
99	Mike Wright	DL	6-4	295	29	7	Cincinnati	concussion (10/13/11)

RESERVE/MILITARY LIST

#	NAME	POS	HT	WT	AGE	YR	COLLEGE	DATE
15	Shun White	WR	5-8	195	26	1	Navy	(8/17/09)



2011 Positional Roster

December 27, 2011

DEFENSE (23)

#	NAME	POS	HT	WT	BORN	YR	COLLEGE	H.S. HOMETOWN
DEFENSIVE LINE (8)								
95	Anderson, Mark	DE	6-4	255	3/26/1983	6	Alabama	Tulsa, Okla.
97	Brace, Ron	DL	6-3	330	12/18/1986	3	Boston College	Worcester, Mass.
71	Deaderick, Brandon	DL	6-4	305	8/19/1987	2	Alabama	Elizabethtown, Ky.
94	Ellis, Shaun	DE	6-5	290	6/24/1977	12	Tennessee	Anderson, S.C.
74	Love, Kyle	DL	6-1	310	11/18/1986	2	Mississippi State	Fairburn, Ga.
69	Silvestro, Alex	DE	6-3	267	11/15/1988	R	Rutgers	Gibbstown, N.J.
98	Warren, Gerard	DL	6-4	325	7/25/1978	10	Florida	Lake Butler, Fla.
75	Wilfork, Vince	DL	6-2	325	11/4/1981	8	Miami (Fla.)	Boynton Beach, Fla.
LINEBACKER (7)								
52	Fletcher, Dane	LB	6-2	244	9/14/1986	2	Montana State	Bozeman, Montana
59	Guyton, Gary	LB	6-3	245	11/14/1985	4	Georgia Tech	Hinesville, Ga.
90	Koutouvides, Niko	LB	6-2	238	3/25/1981	8	Purdue	New Britain, Conn.
51	Mayo, Jerod	LB	6-1	245	2/23/1986	4	Tennessee	Hampton, Va.
50	Ninkovich, Rob	LB	6-2	255	2/1/1984	6	Purdue	Blue Island, Ill.
55	Spikes, Brandon	LB	6-2	250	9/3/1987	2	Florida	Shelby, N.C.
58	White, Tracy	LB	6-0	230	4/14/1981	9	Howard	St. Stephen, S.C.
DEFENSIVE BACK (8)								
24	Arrington, Kyle	CB	5-10	196	8/12/1986	3	Hofstra	Accokeek, Md.
31	Brown, Sergio	S	6-2	210	5/22/1988	2	Notre Dame	Maywood, Ill.
25	Chung, Patrick	S	5-11	212	8/19/1987	3	Oregon	Rancho Cucamonga, Calif.
44	Ihedigbo, James	S	6-1	214	12/3/1983	5	Massachusetts	Northampton, Mass.
23	Jones, Nate	DB	5-10	185	6/15/1982	8	Rutgers	Scotch Plains, N.J.
32	McCourty, Devin	CB	5-10	193	8/13/1987	2	Rutgers	Montvale, N.J.
27	Molden, Antwaun	CB	6-1	198	1/23/1985	4	Eastern Kentucky	Cleveland, Ohio
29	Moore, Sterling	DB	5-10	205	2/3/1990	R	Southern Methodist	Antioch, Calif.

OFFENSE (26)

#	NAME	POS	HT	WT	BORN	YR	COLLEGE	H.S. HOMETOWN
OFFENSIVE LINE (10)								
61	Cannon, Marcus	OL	6-5	358	5/6/1988	R	Texas Christian	Odessa, Texas
63	Connolly, Dan	OL	6-4	313	9/2/1982	6	Southeast Missouri St.	St. Louis, Mo.
72	Light, Matt	T	6-4	305	6/23/1978	11	Purdue	Greenville, Ohio
70	Mankins, Logan	G	6-4	310	3/10/1982	7	Fresno State	Catheys Valley, Calif.
65	McDonald, Nick	OL	6-4	316	6/27/1987	2	Grand Valley State	Sterling Heights, Mich.
77	Solder, Nate	T	6-8	319	4/12/1988	R	Colorado	Buena Vista, Co.
64	Thomas, Donald	OL	6-4	310	9/25/1985	4	Connecticut	New Haven, Conn.
76	Vollmer, Sebastian	T	6-8	315	7/10/1984	3	Houston	Kaarst, Germany
54	Waters, Brian	G	6-3	320	2/18/1977	12	North Texas	Waxahachie, Texas
62	Wendell, Ryan	C	6-2	290	3/4/1986	3	Fresno State	Diamond Bar, Calif.
QUARTERBACK (3)								
12	Brady, Tom	QB	6-4	225	8/3/1977	12	Michigan	San Mateo, Calif.
8	Hoyer, Brian	QB	6-2	215	10/13/1985	3	Michigan State	North Olmsted, Ohio
15	Mallett, Ryan	QB	6-6	238	6/5/1988	R	Arkansas	Texarkana, Texas
WIDE RECEIVER (6)								
84	Branch, Deion	WR	5-9	195	7/18/1979	10	Louisville	Albany, Ga.
11	Edelman, Julian	WR	5-10	198	5/22/1986	3	Kent State	Redwood City, Calif.
85	Ochocinco, Chad	WR	6-1	192	1/9/1978	11	Oregon State	Miami, Fla.
18	Slater, Matthew	WR	6-0	200	9/9/1985	4	UCLA	Anaheim, Calif.
10	Underwood, Tiquan	WR	6-1	183	2/17/1987	3	Rutgers	New Brunswick, N.J.
83	Welker, Wes	WR	5-9	185	5/1/1981	8	Texas Tech	Oklahoma City, Okla.
RUNNING BACK (5)								
33	Faulk, Kevin	RB	5-8	202	6/5/1976	13	Louisiana State	Carencro, La.
42	Green-Ellis, BenJarvus	RB	5-11	215	7/2/1985	4	Mississippi	New Orleans, La.
22	Ridley, Stevan	RB	5-11	225	1/27/1989	R	Louisiana State	Natchez, Miss.
34	Vereen, Shane	RB	5-9	205	5/2/1989	R	California	Valencia, Calif.
39	Woodhead, Danny	RB	5-8	195	1/25/1985	4	Chadron State	North Platte, Ne.
TIGHT END (2)								
87	Gronkowski, Rob	TE	6-6	265	5/14/1989	2	Arizona	Pittsburgh, Pa.
81	Hernandez, Aaron	TE	6-1	245	11/6/1989	2	Florida	Bristol, Conn.

SPECIALISTS (3)

#	NAME	POS	HT	WT	BORN	YR	COLLEGE	H.S. HOMETOWN
SPECIALISTS (3)								
48	Aiken, Danny	LS	6-4	252	8/28/1988	R	Virginia	Roanoke, Va.
3	Gostkowski, Stephen	K	6-1	215	1/28/1984	6	Memphis	Madison, Miss.
14	Mesko, Zoltan	P	6-5	231	3/16/1986	2	Michigan	Twinsburg, Ohio

RESERVE/INJURED (12)

#	NAME	POS	HT	WT	BORN	YR	COLLEGE	H.S. HOMETOWN
RESERVE/INJURED (12)								
30	Barrett, Josh	S	6-2	225	11/22/1984	4	Arizona State	Reno, Nev.
93	Carter, Andre	DE	6-4	255	5/12/1979	11	California	San Jose, Calif.
47	Cox, Christian	LB	6-3	250	12/11/1985	R	Utah	Bountiful, Utah
96	Cunningham, Jermaine	LB	6-3	260	4/24/1988	2	Florida	Stone Mountain, Ga.
21	Dowling, Ros-I	CB	6-1	198	5/9/1988	R	Virginia	Chesapeake, Va.
69	Hix, Kyle	OL	6-7	325	9/23/1988	R	Texas	Aledo, Texas
67	Koppen, Dan	C	6-2	296	9/12/1979	9	Boston College	Whitehall, Pa.
26	Lockett, Brett	DB	6-1	220	10/7/1986	3	UCLA	Diamond Bar, Calif.
60	Ohrnberger, Rich	OL	6-2	300	2/14/1986	3	Penn State	East Meadow, N.Y.
91	Pryor, Myron	DL	6-1	310	6/13/1986	3	Kentucky	Louisville, Ky.
53	Tarpinian, Jeff	LB	6-3	238	10/16/1987	R	Iowa	Omaha, Neb.
99	Wright, Mike	DL	6-4	295	3/1/1982	7	Cincinnati	Cincinnati, Ohio

RESERVE/MILITARY (1)

#	NAME	POS	HT	WT	BORN	YR	COLLEGE	H.S. HOMETOWN
RESERVE/MILITARY (1)								
15	White, Shun	WR	5-8	195	12/9/1985	1	Navy	Memphis, Tenn.



How The Patriots Were Built

UPDATED: December 27, 2011

<u>YEAR</u>	<u>DRAFTEES (23)</u>	<u>VETERAN FREE AGENTS (13)</u>	<u>WAIVERS (2) / TRADES (4)</u>	<u>ROOKIE AND FIRST-YEAR FREE AGENTS (10)</u>
1999	Kevin Faulk (2)			
2000	Tom Brady (6b)			
2001	Matt Light (2)			
2004	Vince Wilfork (1a)			
2005	Logan Mankins (1)			
2006	Stephen Gostkowski (4b)			
2007			Wes Welker (fa)(tr-MIA)	
2008	Jerod Mayo (1) Matthew Slater (5)	Dan Connolly (fa)(JAX)		BenJarvus Green-Ellis (fa) Gary Guyton (fa)
2009	Patrick Chung (2a) Ron Brace (2b) Sebastian Vollmer (2d) Julian Edelman (7a)	Rob Ninkovich (5)(NO)		Kyle Arrington (fa) (PHI) Brian Hoyer (fa) Ryan Wendell (fa)
2010	Devin McCourty (1) Rob Gronkowski (2a) Brandon Spikes (2c) Aaron Hernandez (4) Zoltan Mesko (5) Brandon Deaderick (7)	Danny Woodhead (fa)(NYJ)	Deion Branch (2) (tr-SEA) Tracy White (fa) (tr-PHI)	Sergio Brown (fa) Dane Fletcher (fa) Kyle Love (fa)
2011	Nate Solder (1) Shane Vereen (2b) Stevan Ridley (3a) Ryan Mallett (3b) Marcus Cannon (5a)	Mark Anderson (5)(CHIC) Shaun Ellis (1)(NYJ) James Ihedigbo (fa)(NYJ) Nate Jones (7)(DAL) Niko Koutouvides (4)(SEA) Nick McDonald (fa)(GB) Donald Thomas (6)(MIA) Tiquan Underwood (7)(JAX) Gerard Warren (1)(CLE) Brian Waters (fa)(DAL)	Danny Aiken (fa) CW (BUF) Chad Ochocinco (2) (tr-CIN) Antwaun Molden (3) CW (HOU)	Sterling Moore (fa) Alex Silvestro (fa)

NOTE: Team in parenthesis is the player's prior team
 (#) – indicates round drafted
 (fa) – indicates non-drafted free agents

RESERVE/INJURED (12)

Josh Barrett (7)
 Andre Carter (1)(SF)
 Christian Cox (fa)
 Jermaine Cunningham (2)
 Ras-I Dowling (2a)
 Kyle Hix (fa)
 Dan Koppen (5)
 Bret Lockett (CW)
 Rich Ohrnberger (4)
 Myron Pryor (6b)
 Jeff Tarpinian (fa)
 Mike Wright (fa)

RESERVE/N.F.I. (1)

Marcus Cannon (5a)

RESERVE/MILITARY (1)

Shun White (fa)



2011 Transactions

UPDATED: December 27, 2011

JANUARY, 2011

1/18/2011	Butler, Carson	Signed
1/18/2011	Crompton, Jonathan	Signed
1/18/2011	Farnham, Buddy	Signed
1/18/2011	Favorite, Marlon	Signed
1/18/2011	Jenkins, Darnell	Signed
1/18/2011	Turner, Thad	Signed
1/18/2011	Ventrone, Ross	Signed
1/19/2011	Austin, Thomas	Signed
1/19/2011	Maneri, Steve	Signed

FEBRUARY, 2011

2/14/2011	Mankins, Logan	Designated Franchise Player
-----------	----------------	-----------------------------

MARCH, 2011

3/2/2011	Neal, Setphen	Announced his retirement
3/3/2011	Arrington, Kyle	Tendered contract
3/3/2011	Green-Ellis, BenJarvus	Tendered contract
3/3/2011	Page, Jarrad	Tendered contract
3/4/2011	Stroud, Marcus	Signed

APRIL, 2011

4/28/2011	Solder, Nate	Drafted
4/29/2011	Dowling, Ras-I	Drafted
4/29/2011	Vareen, Shane	Drafted
4/29/2011	Ridley, Stevan	Drafted
4/29/2011	Mallett, Ryan	Drafted
4/30/2011	Canoon, Marcus	Drafted
4/30/2011	Smith, Lee	Drafted
4/30/2011	Carter, Markell	Drafted
4/30/2011	Williams, Malcolm	Drafted

JULY, 2011

7/27/2011	Berry, Mike	Signed
7/27/2011	Coulson, Ryan	Signed
7/27/2011	Hix, Kyle	Signed
7/27/2011	Koepplin, Kyle	Signed
7/27/2011	Lavarias, Aaron	Signed
7/27/2011	Leonard, Anthony	Signed
7/27/2011	Nurse, Clay	Signed
7/27/2011	Ross, Jeremy	Signed
7/27/2011	Silvestro, Alex	Signed
7/27/2011	Tarpinian, Jeff	Signed
7/27/2011	Woods, Corey	Signed
7/27/2011	Yeatman, Will	Signed
7/27/2011	Carter, Markell	Signed/Draft Choice
7/27/2011	Smith, Lee	Signed/Draft Choice
7/27/2011	Barnes, Tyree	Reinstated from Military Reserve
7/27/2011	Kettani, Eric	Reinstated from Military Reserve
7/28/2011	Ridley, Stevan	Signed/Draft Choice
7/28/2011	Williams, Malcolm	Signed/Draft Choice
7/29/2011	Mallett, Ryan	Signed/Draft Choice
7/29/2011	Cannon, Marcus	Signed/Draft Choice
7/29/2011	Banta-Cain, Tully	Released
7/29/2011	Carter, Tony	Released
7/29/2011	Crumpler, Alge	Released
7/29/2011	Kaczur, Nick	Released
7/29/2011	Stroud, Marcus	Released
7/29/2011	Warren, Ty	Released
7/29/2011	Coulson, Ryan	Released
7/29/2011	Haynesworth, Albert	Acquired via trade (WAS)
7/29/2011	Ochocinco, Chad	Acquired Via trade (CIN)
7/30/2011	Williams, Steve	Signed
7/30/2011	Faulk, Kevin	Signed
7/30/2011	Arrington, Kyle	Signed
7/30/2011	Mankins, Logan	Signed Franchise Tender
7/30/2011	Morris, Sammy	Signed
7/30/2011	McGowan, Brandon	Signed
7/30/2011	White, Tacy	Signed
7/30/2011	Leonard, Anthony	Released

AUGUST, 2011

8/2/2011	Dowling, Ras-I	Signed/Draft Choice
8/2/2011	Vareen, Shane	Signed/Draft Choice
8/2/2011	Crompton, Jonathan	Released
8/2/2011	Cox, Christian	Signed
8/2/2011	Light, Matt	Signed
8/3/2011	Green-Ellis, BenJarvus	Signed
8/3/2011	Morris, Chris	Signed
8/3/2011	Compas, Jonathan	Signed

AUGUST, 2011

8/3/2011	Medlin, Richard	Signed
8/3/2011	Berry, Mike	Released
8/3/2011	Clayton, Thomas	Released
8/4/2011	Solder, Nate	Signed/Draft Choice
8/5/2011	Anderson, Mark	Signed
8/5/2011	Favorite, Marlon	Released
8/7/2011	Turner, Thad	Released
8/7/2011	Hix, Kyle	Placed on Reserve/Injured (shoulder)
8/8/2011	Carter, Andre	Signed
8/8/2011	Ellis, Shaun	Signed
8/8/2011	Warren Gerard	Signed
8/8/2011	McGowan, Brandon	Released
8/10/2011	Wetterer, Mark	Claimed off Waivers (CIN)
8/10/2011	Ventrone, Ross	Released
8/13/2011	Roth, Zach	Signed
8/13/2011	Morris, Chris	Released
8/13/2011	Williams, Steve	Released
8/14/2011	Koutouvides, Niko	Signed
8/19/2011	LeVoir, Mark	Released
8/19/2011	Cox, Christian	Paced on Reserve/Injured (neck)
8/19/2011	Ihedigbo, James	Signed
8/20/2011	Brown, Ricky	Signed
8/21/2011	Mills, Garrett	Signed
8/21/2011	Lockett, Bret	Released
8/21/2011	Roth, Zach	Released
8/22/2011	Lockett, Bret	Placed on Reserve/Injured (groin)
8/24/2011	Berry, Mike	Signed
8/29/2011	Underwood, Tiquan	Signed
8/29/2011	Ventrone, Ross	Signed
8/29/2011	Barnes, Tyree	Released
8/29/2011	Jenkins, Darnell	Released
8/29/2011	Katula, Matt	Released
8/29/2011	Koepplin, Chris	Released
8/29/2011	Mills, Garrett	Released
8/29/2011	Nurse, Clay	Released
8/29/2011	Sanders, James	Released
8/29/2011	Weston, Kade	Released
8/29/2011	Wetterer, Mark	Released
8/29/2011	Wilhite, Jonathan	Released
8/29/2011	Williams, Malcolm	Released
8/30/2011	Dearth, James	Signed
8/30/2011	Murrell, Marques	Released
8/30/2011	Ross, Jeremy	Released

SEPTEMBER, 2011

9/1/2011	Molden, Antwaun	Claimed off Waivers (HOU)
9/2/2011	Brown, Ricky	Released
9/2/2011	Berry, Mike	Released
9/2/2011	Butler, Carson	Released
9/2/2011	Compas, Jonathan	Released
9/2/2011	Farnham, Buddy	Released
9/2/2011	Medlin, Richard	Released
9/2/2011	Richard, Darryl	Released
9/2/2011	Woods, Corey	Released
9/3/2011	Brace, Ron	Placed on Reserve/PUP
9/3/2011	Deaderick, Brandon	Placed on Reserve/PUP
9/3/2011	Faulk, Kevin	Placed on Reserve/PUP
9/3/2011	Cannon, Marcus	Placed on Reserve/N.F.I.
9/3/2011	Ohmberger, Rich	Placed on Reserve/Injured
9/3/2011	Austin, Thomas	Released
9/3/2011	Carter, Markell	Released
9/3/2011	Cohen, Landon	Released
9/3/2011	Kettani, Eric	Released
9/3/2011	Koutouvides, Niko	Released
9/3/2011	Lavarias, Aaron	Released
9/3/2011	Meriweather, Brandon	Released
9/3/2011	Moore, Eric	Released
9/3/2011	Morris, Sammy	Released
9/3/2011	Silvestro, Alex	Released
9/3/2011	Smith, Lee	Released
9/3/2011	Tate, Brandon	Released
9/3/2011	Underwood, Tiquan	Released
9/3/2011	Ventrone, Ross	Released
9/3/2011	Yeatman, Will	Released
9/4/2011	Waters, Brian	Signed
9/4/2011	Dearth, James	Released
9/4/2011	Maneri, Steve	Released
9/4/2011	Aiken, Danny	Claimed off Waivers (BUF)



2011 Transactions

CONTINUED

SEPTEMBER 2011

9/5/2011 Carter, Markell Signed to the Practice Squad
9/5/2011 Kettani, Eric Signed to the Practice Squad
9/5/2011 Kopa, Matt Signed to the Practice Squad
9/5/2011 Lavarius, Aaron Signed to the Practice Squad
9/5/2011 McDonald, Nick Signed to the Practice Squad
9/5/2011 Taylor, Kerry Signed to the Practice Squad
9/5/2011 Ventrone, Ross Signed to the Practice Squad
9/5/2011 Welch, Thomas Signed to the Practice Squad
9/7/2011 Edds, A.J. Claimed off Waivers (MIA)
9/7/2011 Gronkowski, Dan Signed
9/7/2011 Butler, Darius Released
9/7/2011 Warren, Gerard Released
9/12/2011 Welch, Thomas Signed from the Practice Squad
9/12/2011 Tarpinian, Jeff Released
9/14/2011 Thomas, Donald Signed
9/14/2011 Mills, Garrett Signed to the Practice Squad
9/14/2011 Tarpinian, Jeff Signed to the Practice Squad
9/14/2011 Lavarius, Aarons Released from the Practice Squad
9/14/2011 Welch, Thomas Released
9/15/2011 Welch Thomas Signed to the Practice Squad
9/15/2011 McDonald, Nick Released from the Practice Squad
9/16/2011 McDonald, Nick Signed to the Practice Squad
9/16/2011 Taylor, Kerry Released from the Practice Squad
9/21/2011 Adams, Phillip Signed
9/21/2011 Cohen, Landon Signed
9/21/2011 Koppen, Dan Placed on Reserve/Injured (leg)
9/21/2011 Pryor, Myron Placed on Reserve/Injured (shoulder)
9/22/2011 Tarpinian, Jeff Signed from the Practice Squad
9/22/2011 Edds, A.J. Released
9/22/2011 Victorian, Josh Signed to the Practice Squad
9/23/2011 Gronkowski, Dan Released
9/24/2011 Ventrone, Ross Signed from the Practice Squad
9/24/2011 Edds, A.J. Signed to the Practice Squad
9/27/2011 Cohen, Landon Released
9/28/2011 Warren, Gerard Signed
9/28/2011 Silvestro, Alex Signed to the Practice Squad

OCTOBER, 2011

10/1/2011 Welch, Thomas Signed from the Practice Squad
10/1/2011 Ventrone, Ross Released
10/4/2011 Ventrone, Ross Signed to the Practice Squad
10/5/2011 Moore, Sterling Signed to the Practice Squad
10/5/2011 Victorian, Josh Released from the Practice Squad
10/7/2011 Victorian, Josh Signed to the Practice Squad
10/7/2011 Kettani, Eric Released from the Practice Squad
10/8/2011 Ventrone, Ross Signed from the Practice Squad
10/8/2011 Adams, Phillip Released
10/10/2011 Welch, Thomas Released
10/11/2011 Gronkowski, Dan Signed
10/12/2011 Welch, Thomas Signed to the Practice Squad
10/13/2011 Adams, Phillip Signed
10/13/2011 Wright, Mike Placed on Reserve/Injured (concussion)
10/14/2011 Harrison, Marcus Signed
10/14/2011 Adams, Phillip Released
10/15/2011 Moore, Sterling Signed from the Practice Squad
10/15/2011 Harrison, Marcus Released
10/17/2011 Moore, Sterling Released
10/17/2011 Ventrone, Ross Released
10/18/2011 Adams, Phillip Signed
10/19/2011 Ventrone, Ross Signed
10/19/2011 Moore, Sterling Signed to the Practice Squad
10/25/2011 Williams, Malcolm Signed to the Practice Squad
10/25/2011 Victorian, Josh Released from the Practice Squad
10/28/2011 Bodden, Josh Released
10/28/2011 Victorian, Josh Signed to the Practice Squad
10/28/2011 Williams, Malcolm Released from the Practice Squad
10/29/2011 Faulk, Kevin Activited from the Reserve/PUP
10/29/2011 Deaderick, Brandon Activited from the Reserve/PUP
10/29/2011 Dowling, Ras-I Placed on Reserve/Injured (hip)

NOVEMBER, 2011

11/3/2011 Ventrone, Ross Released
11/4/2011 Williams, Malcom Signed to the Practice Squad
11/4/2011 Victorian, Josh Released from the Practice Squad
11/5/2011 Brace, Ron Activated from the Reserve/PUP
11/8/2011 Underwood, Tiquaan Signed
11/8/2011 Gronkowski, Dan Released
11/8/2011 Haynesworth, Albert Released
11/8/2011 Welch, Thomas Released from the Practice Squad

NOVEMBER, 2011

11/9/2011 Barrett, Josh Placed on Reserve/Injured (calf)
11/9/2011 Koutouvides, Niko Signed
11/9/2011 Moore, Sterling Signed from the Practice Squad
11/9/2011 Rivera, Mike Signed to the Practice Squad
11/9/2011 Ventrone, Ross Signed to the Practice Squad
11/9/2011 Victorian, Josh Signed to the Practice Squad
11/9/2011 Williams, Malcolm Released from the Practice Squad
11/12/2011 Ventrone, Ross Signed from the Practice Squad
11/12/2011 Underwood, Tiquaan Released
11/15/2011 Cannon, Marcus Activited from Reserve/NFI
11/15/2011 Williams, Malcolm Signed to the Practice Squad
11/15/2011 Ventrone, Ross Released
11/17/2011 Ventrone, Ross Signed to the Practice Squad
11/17/2011 Victorian, Josh Released from the Practice Squad
11/21/2011 Ventrone, Ross Signed from the Practice Squad
11/21/2011 Thomas, Donald Released
11/23/2011 Thomas, Donald Signed
11/23/2011 Ventrone, Ross Released
11/23/2011 Victorian, Josh Signed to the Practice Squad
11/24/2011 Underwood, Tiquaan Signed
11/24/2011 Ventrone, Ross Signed to the Practice Squad
11/24/2011 Victorian, Josh Released from the Practice Squad
11/24/2011 Tarpinian, Jeff Placed on Reserve/Injured (head)
11/29/2011 Adams, Phillip Released
11/30/2011 Jones, Nate Signed

DECEMBER, 2011

12/3/2011 McDonald, Nick Signed from the Practice Squad
12/3/2011 Price, Taylor Released
12/7/2011 Dickerson, Dorin Signed to the Practice Squad
12/10/2011 Moore, Eric Signed
12/10/2011 Williams, Malcolm Signed from the Practice Squad
12/10/2011 Cunningham, Jermaine Placed on Reserve/Injured (hamster)
12/10/2011 Moore, Sterling Released
12/14/2011 Moore Sterling Signed to the Practice Squad
12/15/2011 Williams, Malcolm Released
12/17/2011 Ventrone, Ross Signed from the Practice Squad
12/20/2011 Carter, Andre Placed on Reserve/Injured (leg)
12/20/2011 McKinley, Cedric Signed to the Practice Squad
12/20/2011 Moore, Eric Released
12/21/2011 Fuller, Vincent Signed
12/23/2011 Moore, Sterling Signed from the Practice Squad
12/23/2011 Silvestro, Alex Signed from the Practice Squad
12/23/2011 Fuller, Vincent Released
12/26/2011 Ventrone, Ross Released
12/26/2011 McKinley, Cedric Released from the Practice Squad



UNOFFICIAL DEPTH CHART

Unofficial depth chart compiled by Patriots media relations, December 27, 2011

OFFENSE

WR: 83 Wes Welker	11 Julian Edelman	18 Matthew Slater
LT: 72 Matt Light	<u>77 Nate Solder</u>	
LG: 70 Logan Mankins	62 Ryan Wendell	65 Nick McDonald
C: 63 Dan Connolly	62 Ryan Wendell	65 Nick McDonald
RG: 54 Brian Waters	64 Donald Thomas	
RT: 76 Sebastian Vollmer	<u>77 Nate Solder</u>	<u>61 Marcus Cannon</u>
TE: 87 Rob Gronkowski	81 Aaron Hernandez	
WR: 84 Deion Branch	85 Chad Ochocinco	10 Tiquan Underwood
QB: 12 Tom Brady	8 Brian Hoyer	<u>15 Ryan Mallett</u>
RB: 39 Danny Woodhead	<u>22 Stevan Ridley</u>	33 Kevin Faulk
RB: 42 BenJarvus Green-Ellis	<u>34 Shane Vereen</u>	

DEFENSE

LE: 94 Shaun Ellis	98 Gerard Warren	<u>69 Alex Silvestro</u>
DT 75 Vince Wilfork	97 Ron Brace	
DT 74 Kyle Love	97 Ron Brace	
RE: 95 Mark Anderson	71 Brandon Deaderick	
LB: 50 Rob Ninkovich	52 Dane Fletcher	
LB: 51 Jerod Mayo	59 Gary Guyton	58 Tracy White
LB: 55 Brandon Spikes	90 Niko Koutouvides	
LCB: 32 Devin McCourty	27 Antwaun Molden	
RCB: 24 Kyle Arrington	23 Nate Jones	
S: 44 James Ihedigbo	31 Sergio Brown	
S: 25 Patrick Chung	<u>29 Sterling Moore</u>	

SPECIAL TEAMS

K: 3 Stephen Gostkowski	
P: 14 Zoltan Mesko	
H: 14 Zoltan Mesko	8 Brian Hoyer
PR: 11 Julian Edelman	
KR: 39 Danny Woodhead	11 Julian Edelman
LS: 48 <u>Danny Aiken</u>	

PRONUNCIATION GUIDE

Brandon Deaderick	DEAD-er-rick	Zoltan Mesko	ZOLE-tahn
Stephen Gostkowski	gust-OW-ski	Stevan Ridley	STEE-ven
James Ihedigbo	ee-HEAD-dee-bow	Nate Solder	SOLD-er
Niko Koutouvides	Nee-koh KOO-tah-VEE-dees	Tiquan Underwood	tie-KWAN
Jerod Mayo	je-ROD	Shane Vereen	vuh-REEN