

# NEW ENGLAND PATRIOTS PRESS RELEASE



SUPER BOWL CHAMPIONS  
XXXVI, XXXVIII & XXXIX



Gillette Stadium ★ One Patriot Place ★ Foxborough, MA 02035 ★ 508.384.9105 ★ Fax: 508.543.9053 ★ www.patriots.com ★ http://media.patriots.com

## PATRIOTS HEAD TO WASHINGTON TO FACE THE REDSKINS

### MEDIA SCHEDULE

#### WEDNESDAY, DECEMBER 7

10:15-11:30 Media Check-In  
10:45-11:00 Bill Belichick Media Availability  
11:15-12:00 Open Locker Room  
Approx. 11:15 Tom Brady Availability  
10:50 Mike Shanahan Conf. Call  
11:00 Jabar Gaffney Conf. Call  
Approx. 1:15 Local Media Access to Practice

#### THURSDAY, DECEMBER 8

10:45-11:30 Media Check-In  
11:15-12:00 Open Locker Room  
Approx. 1:10 Local Media Access to Practice

#### FRIDAY, DECEMBER 9

10:00-11:00 Media Check-In  
10:30-10:45 Bill Belichick Media Availability  
10:45-11:30 Open Locker Room  
Approx. 11:45 Local Media Access to Practice

### 2011 PATRIOTS SCHEDULE

#### REGULAR SEASON (9-3)

Mon., Sept. 12	at Miami	38-24	W
Sun., Sept. 18	San Diego	35-21	W
Sun., Sept. 25	at Buffalo	31-34	L
Sun., Oct. 2	at Oakland	31-19	W
Sun., Oct. 9	N.Y. Jets	30-21	W
Sun., Oct. 16	Dallas	20-16	W
Sun., Oct. 23	BYE WEEK		
Sun., Oct. 30	at Pittsburgh	17-25	L
Sun., Nov. 6	N.Y. Giants	20-24	L
Sun., Nov. 13	at N.Y. Jets	37-16	W
Mon., Nov. 21	Kansas City	34-3	W
Sun., Nov. 27	at Philadelphia	38-20	W
Sun., Dec. 4	Indianapolis	31-24	W
Sun., Dec. 11	at Washington	1:00	CBS
Sun., Dec. 18	at Denver	4:15	CBS*
Sat., Dec. 24	Miami	1:00	CBS
Sun., Jan. 1	Buffalo	1:00	CBS*

\*Game Time and Network subject to possible flexible scheduling adjustment.

### AFC EAST STANDINGS

Team	W	L	T	Pct.	PF	PA
NEW ENGLAND	9	3	0	.750	362	247
New York Jets	7	5	0	.583	290	260
Buffalo Bills	5	7	0	.417	278	304
Miami Dolphins	4	8	0	.364	165	216

### PATRIOTS MEDIA WEBSITE

The Patriots' media-only website, located at <http://media.patriots.com>, will also serve as the team's primary credentialing system in 2011. Registered users can apply for credentials by clicking on the upper right corner of the page.

### PATRIOTS 2011 MEDIA GUIDE

The Patriots 2011 Media Guide is online and updated throughout the season. Media can access the media guide at [www.patriots.com](http://www.patriots.com) by clicking on the team tab.

### NEW ENGLAND PATRIOTS (9-3) at WASHINGTON REDSKINS (4-8)

Sunday, December 11, 2011 ★ FedEx Field (91,704) ★ 1:00 p.m. ET

The New England Patriots improved to 9-3 with a 31-24 win over Indianapolis last week. With their ninth win of the 2011 season, the Patriots guaranteed a winning record for the 11th straight season. The Patriots have now won nine or more games in 15 of the 18 seasons that Robert Kraft has owned the team. They are the first team to win more than half of their games in 11 straight seasons since free agency began in 1993.

This week, the Patriots will be looking for their first ever win in Washington, the only NFL city that the Patriots have never won on the road. Washington is one of three NFL teams that Tom Brady has never won in a road game. In addition to Washington, Brady has never won at New Orleans and has never played at San Francisco. (Note: the 2009 victory at Tampa Bay was played in London).

The Patriots will be on the road this week at Washington and next week at Denver. It is the second time this season with back-to-back road games. The Patriots played at Buffalo followed by a game at Oakland earlier in the year.

### BROADCAST INFORMATION

**TELEVISION:** This week's game will be broadcast to a regional audience by CBS and can be seen in Boston on **WBZ-TV Channel 4**. **Greg Gumbel** will handle play-by-play duties with **Dan Dierdorf** providing color. The game will be produced by **Mark Wolff** and directed by **Bob Fishman**.

**RADIO:** 98.5 FM, The Sports Hub, is the flagship station for the **Patriots Radio Network**. A complete listing of the network's 37 stations can be found in this press release. Play-by-play broadcaster **Gil Santos** is in his 35th season as the voice of the Patriots and will call the action along with Patriots Hall of Famer **Gino Cappelletti**. **Scott Zolak** will provide sideline analysis.

### HOME RECORD IN DECEMBER SINCE 2002

With a 19-1 record, the New England Patriots have the best home record in December since Gillette Stadium opened in 2002.

Team	W	L	T	Pct.
New England	19	1	0	.950
Green Bay	16	4	0	.800
Denver	12	4	0	.750
Indianapolis	17	6	0	.739
Philadelphia	13	6	0	.684

### NFL'S TOP DECEMBER RECORD SINCE 2001

Rk	Team	Record
1	New England Patriots	38-5
2	Philadelphia Eagles	32-12
3	Pittsburgh Steelers	32-13
4	Indianapolis Colts	29-16
5	San Diego Chargers	29-17

### PATRIOTS DEDICATE 2011 SEASON TO MYRA KRAFT

The Patriots have dedicated the 2011 season to the loving memory of Myra Kraft, who passed away on July 20 after a courageous battle with cancer. Every Patriots player and coach are honoring Myra's memory by wearing a patch with her initials on it in recognition of her lifelong contributions to the local and global philanthropic community and her influence on the charitable mission of the entire Patriots organization. The patch will be worn on the left chest of every player throughout the season.



### MEDIA CONTACTS

PATRIOTS MEDIA RELATIONS OFFICE: 508-384-4203

<b>Stacey James</b>	Vice President of Media Relations	<a href="mailto:staceyj@patriots.com">staceyj@patriots.com</a>	508-384-9105
<b>Aaron Salkin</b>	Ast. Director of Media Relations	<a href="mailto:aarons@patriots.com">aarons@patriots.com</a>	508-326-6870
<b>Christy Berkery</b>	Media Relations Coordinator	<a href="mailto:christyb@patriots.com">christyb@patriots.com</a>	508-549-0518
<b>Michael Jurovaty</b>	Media Relations Coordinator	<a href="mailto:mjurovaty@patriots.com">mjurovaty@patriots.com</a>	508-326-6187
<b>Jeff Cournoyer</b>	Director of Corporate Comm.	<a href="mailto:jeffco@patriots.com">jeffco@patriots.com</a>	508-549-0492



# PATRIOTS 2011 TEAM NOTES

## WHAT TO LOOK FOR IN 2011

### **TOM BRADY**

- Tom Brady (3,916) is on pace to throw for an NFL-record 5,221 yards. Only two NFL players have thrown for 5,000 or more yards in a season with Dan Marino's NFL record 5,084 in 1984 and Drew Brees' 5,069 in 2008.
- Brady has 3,916 passing yards through the first 12 weeks of the season. Marino had 3,678 after 12 games in 1984 and Brees had 3,870 after 12 games in 2008 during their 5,000-yard seasons.
- Brady has 30 touchdowns, putting him on pace for 40 touchdown passes, which would be his second season with 40 or more touchdowns. He had an NFL-record of 50 touchdowns in 2007. If Brady reaches 40 touchdowns, he will be just the second NFL player to have two seasons with 40 or more touchdowns. Dan Marino had 48 touchdowns in 1984 and 44 in 1986.
- Brady has a current streak of 28 straight games with at least one touchdown pass, a Patriots team record.
- Brady has 291 career touchdowns and needs one more to break out of a tie with Warren Moon for sixth place all-time. John Elway is fifth with 300 touchdowns.
- With 30 touchdowns, Brady became the sixth quarterback in NFL history to have 30 or more touchdown passes in at least three seasons.

### **ANDRE CARTER**

- Andre Carter pushed his 2011 sack total to 9.0 after getting a share of a sack against Kansas City (11/21). Carter has registered double-digit sacks three times in his career, including a career-high 12.5 in 2002 with San Francisco. The Patriots have had a player finish with double digit sack totals 12 times.
- Carter tied a franchise record with 4.0 sacks at the NY Jets (11/13) and was named AFC Defensive Player of the Week.
- Carter leads all NFL defensive linemen in consecutive games played with 107. Houston's Antonio Smith is second with 104 consecutive games played.

### **JULIAN EDELMAN**

- Julian Edelman has the highest punt return average in Patriots history with a 13.2-yard average (48-635).
- He became the fourth Patriots player with two or more punt returns for a touchdown after his 72-yard touchdown return vs. Kansas City (11/21), joining Troy Brown (3), Irving Fryar (3) and Mike Haynes (2).

### **ROB GRONKOWSKI**

- Rob Gronkowski has 13 touchdown receptions so far in 2011 to tie the NFL record for most touchdown receptions by a tight end in NFL history. Vernon Davis (SF) in 2009 and Antonio Gates (SD) in 2004 also had 13. Including Gronkowski's 2-yard touchdown run vs. Indianapolis (12/4), Gronkowski has 14 total touchdowns this season – the highest number of combined touchdowns by a tight end in NFL history.
- Gronkowski has 23 touchdown catches in 28 career NFL games. He reached the 20 mark in the fewest games by a tight end in NFL history.
- His 23 touchdown receptions since 2010 are the most in the NFL by a tight end and the second most among all NFL players.
- Gronkowski (928) is on pace to finish the year with 1,237 receiving yards, which would set a franchise record for a tight end. Ben Coates had 1,174 receiving yards in 1994. The 1,257 receiving yards would be fourth most by a tight end in NFL history to the 1,290 by Kellen Winslow in 1980 with San Diego and the 1,258 by Tony Gonzalez in 2004 with Kansas City and 1,247 by Todd Christensen in 1983 with the Raiders.

### **WES WELKER**

- Wes Welker has 93 receptions through 12 games and is on pace for 124, would be second all-time to Marvin Harrison's 143 in 2002.

## WHAT TO LOOK FOR IN 2011 (CONTINUED)

- Welker has 1,253 receiving yards and needs 241 more yards to set the franchise record for most receiving yards in a season. Randy Moss set the record with 1,493 yards in 2007.
- Welker needs 96 yards to set a personal best. His career-high is 1,348 yards set in 2009.
- Welker needs seven more receptions to join Marvin Harrison and Jerry Rice as the only NFL players with four 100-reception seasons.

### **KYLE ARRINGTON**

- Kyle Arrington leads the NFL with seven interceptions. The last Patriots player to lead the NFL in interceptions was Asante Samuel with 10 in 2006.

### **VINCE WILFORK**

- Vince Wilfork has two interceptions so far in 2011 and is one of four Patriots defensive linemen to ever register two career interceptions. Anthony Pleasant (2001) is the only other Patriots defensive lineman to record two interceptions in a single season.

## NFL'S BEST AT HOME

Since their state-of-the-art facility opened at the beginning of the 2002 season, the Patriots own the NFL's best record at home overall. The Patriots own an overall record of 65-13 (.833) at Gillette Stadium in regular season games and a 72-15 record including playoffs.

### BEST HOME RECORDS SINCE 2002 (including playoffs)

Team	W	L	T	Pct.
<b>New England</b>	<b>72</b>	<b>15</b>	<b>0</b>	<b>.828</b>
Baltimore	59	21	0	.738
Pittsburgh	62	23	1	.727
Indianapolis	63	24	0	.724
San Diego	55	28	0	.663
Seattle	55	29	0	.655
Philadelphia	53	33	0	.616

## PATRIOTS ARE SHARP AT GILLETTE

The Patriots concluded a 20-game home winning streak with a 24-20 loss to the New York Giants on Nov. 6, 2011. It was the longest home win streak in team history. The Patriots own an overall record of 65-13 (.833) at Gillette Stadium in regular season games. Since their state-of-the-art facility opened at the beginning of the 2002 season, the Patriots own the NFL's best record at home all-time.

### The teams with the highest winning percentage at a stadium since 1970 (minimum 25 games):

Team	Stadium	W-L-T	WIN PCT.
<b>New England</b>	<b>Gillette Stadium</b>	<b>65-13</b>	<b>.833</b>
Miami	Orange Bowl	101-22-1	.819
Pittsburgh	Heinz Field	63-22-1	.738
Minnesota	Metropolitan Stadium	64-23-1	.733
LA Rams	Memorial Coliseum	53-20-2	.726

### LONGEST HOME WINNING STREAK / PATRIOTS HISTORY (REG. SEASON)

Streak	First Win	Last Win
<b>20</b>	<b>Dec. 12, 2008</b>	<b>Oct. 16, 2011</b>
18	Dec. 29, 2002	Sept. 8, 2005
12	Nov. 26, 2006	Sept. 7, 2008
10	Sept. 18, 1976	Oct. 30, 1977

## 2011 TEAM CAPTAINS

The New England Patriots announced their 2011 team captains. Quarterback Tom Brady and G Logan Mankins are the offensive captains. Nose tackle Vince Wilfork, LB Jerod Mayo and CB Devin McCourty are the defensive captains. Wide receiver Matthew Slater is the special teams captain. The Patriots' 2011 captains were elected by their teammates.

On offense, Brady is and offensive captain for the 10th straight season, having first been elected in 2002. Mankins, who is in his seventh season with New England after joining the team as a first round draft choice in 2005, is serving as a captain for the first time. On defense, Wilfork is a captain for the fourth straight season, while Mayo, is in his third serve season serving as a captain. Slater is in his first season as a captain.



# PATRIOTS 2011 TEAM NOTES

## TOM BRADY AND WES WELKER BECOME THE 12<sup>TH</sup> TO SCORE ON A 99-YARD PASS PLAY

Tom Brady connected with Wes Welker on a 99-yard touchdown in the fourth quarter of the 2011 season-opener at Miami (9/12). The 99-yard play tied the NFL record for the longest offensive play, which has been accomplished 13 times. There have been 12 pass plays and one running play for 99 yards. Listed below are the 13 99-yard plays.

### (12) 99-YARD PASS PLAYS

Frank Filchock to Andy Farkas, Wash. vs. Pitt. – Oct. 15, 1939  
 George Izo to Bobby Mitchell, Wash. vs. Clev. – Sept. 15, 1963  
 Karl Sweetan to Pat Studstill, Det. vs. Balt. – Oct. 16, 1966  
 Sonny Jurgensen to Gerry Allen, Wash. vs. Chic. – Sept. 15, 1968  
 Jim Plunkett to Cliff Branch, LA Raiders vs. Wash. – Oct. 2, 1983  
 Ron Jaworski to Mike Quick, Phil. vs. Atl. – Nov. 10, 1985  
 Stan Humphries to Tony Martin, SD. vs. Sea.. -Sept. 18, 1994  
 Brett Favre to Robert Brooks, GB vs. Chic. – Sept. 11, 1995  
 Trent Green to Marc Boerigter, KC vs. SD. – Dec. 22, 2002  
 Jeff Garcia to Andre Davis, Clev. vs. Cin. – Oct. 17, 2004  
 Gus Ferrotte to Bernard Berrian, Minn. Vs. Chi. – Nov. 30, 2008

**Tom Brady to Wes Welker, NE vs. Mia. – Sept. 12, 2011**

### (1) 99-YARD RUN PLAY

Tony Dorsett, Dal. vs. Minn.- Jan. 3, 1983

## PATRIOTS SET FRANCHISE RECORD WITH 622 TOTAL YARDS IN 2011 OPENER

The Patriots 622 total yards at Miami (9/12) is a franchise record. The previous high was 619 yards vs. Tennessee on Oct. 18, 2009. The Patriots now have two games in their history with 600 or more total yards.

### NFL'S BEST ROAD WARRIORS

Since the start of the 2000 season, the Patriots have the best regular-season road record at 61-33 (.649).

TEAM	RECORD	PCT.
New England	61-33	.649
Philadelphia	60-33-1	.644
Indianapolis	59-35	.628
Pittsburgh	57-37	.606

### PATRIOTS FORCE TURNSOVERS

The Patriots lead the NFL with a +114 turnover margin since the 1994 season, including a league-leading and franchise record +28 in 2010.

### NFL TURNOVER MARGIN SINCE 1994

Rank	Team	Turnover Margin
1.	New England	+114
2.	Kansas City	+101
3.	Pittsburgh	+65

## 13 STRAIGHT GAMES WITH 30 POINTS IS SECOND BEST IN NFL HISTORY

The Patriots streak of games with 30 or more points scored ended with a 20-16 win against Dallas (10/16). The Patriots' streak of 13 straight games with 30 or more points is second in NFL history to the 14 straight games by the St. Louis Rams (1999-2000). The Patriots are 69-3 when scoring 30 or more points under head coach Bill Belichick, including in each of the last four games and in nine of the 12 games in 2011.

### PATRIOTS SCORE TOUCHDOWNS

The Patriots have scored 43 touchdowns so far in 2011, a pace that would give the Patriots 57 for the year. That number would be third in team history.

### MOST TOUCHDOWNS IN A SEASON / PATRIOTS

75 in 2007  
 65 in 2010  
 52 in 1961 and 1980

### PATRIOTS ON POINT IN 2011

The Patriots currently have 362 points and are on pace to finish with 483 points, which would be third in team history.

### MOST POINTS SCORED IN A SEASON BY THE PATRIOTS

589 in 2007  
 518 in 2010  
 441 in 1980

## PATRIOTS ON POINT PART 2

The Patriots are averaging 30.2 points per game in 2011. That average ranks third all-time in team history.

### HIGHEST AVG. POINTS PER GAME BY THE PATRIOTS

36.8 in 2007  
 32.4 in 2010  
 29.5 in 1961

### WHAT'S THE POINT?

The Patriots enter this week's game ranked 13<sup>th</sup> in the NFL on defense by allowing an average of 20.6 points per game. The Patriots have finished in the top 10 in points allowed on defense for the past five seasons and in 8 of the last 10 years. Under Belichick, the Patriots have never finished worse than 17<sup>th</sup> among the 32 teams in points allowed.

	Avg. Points Allowed	Avg. Yds Allowed
2011	20.6 (13)	412.1 (32)
2010	19.6 (8)	365.5 (25)
2009	17.8 (5)	320.2 (11)
2008	19.3 (8)	309.0 (10)
2007	17.1 (4)	288.3 (4)
2006	14.8 (2)	294.4 (6)
2005	21.1 (17)	330.2 (26)
2004	16.3 (2t)	310.6 (9)
2003	14.9 (1)	291.6 (7)
2002	21.6 (17)	336.1 (23)
2001	17.0 (6)	334.5 (24)
2000	21.1 (17)	334.6 (20)

### TOP OFFENSE

The Patriots offense is currently ranked second in the NFL in total yards. The Patriots offense has finished in the top 10 four straight seasons. Since the 1970 merger, the Patriots offense has finished in the top 10 15 times, including six times under Bill Belichick.

Year	Rank
2011	2
2010	8
2009	3
2008	5
2007	1

### DIVISIONAL DOMINANCE I

The New England Patriots own a 51-15 (.773) record in regular season AFC East games since the beginning of the 2001 season, compiling the best intra-division record of any team in the NFL.

### NFL'S TOP DIVISIONAL RECORDS SINCE 2001

Team	W	L	T	Pct.
New England Patriots	51	15	0	.773
Pittsburgh Steelers	48	20	0	.706
Green Bay Packers	46	20	0	.697
Indianapolis Colts	45	20	0	.692

### AFC EAST DIVISIONAL RECORDS SINCE 2001

Team	W	L	T	Pct.	Div. Titles	Years
New England	51	15	0	.773	8	2001, 03-07, 09-10
New York Jets	34	33	0	.507	1	2002
Miami	27	38	0	.415	1	2008
Buffalo	21	45	0	.318	0	---

**NOTES:** The Indianapolis Colts were members of the AFC East in 2001 and compiled a 3-5 divisional record that season. In 2002, the Patriots and Jets both finished with a 9-7 overall record and a 4-2 divisional record, but the Jets claimed the division title by virtue of having a better record against common opponents. In 2008, the Patriots and Dolphins both finished with an 11-5 overall record and a 4-2 divisional record, but Miami qualified for the playoffs due to a better conference record (8-4 vs. 7-5).

### DIVISIONAL DOMINANCE II

The Patriots have the highest winning percentage in division games from November until the end of the season since 2002 following their 37-16 win at the Jets on Nov. 13, 2011.

Team	W	L	T	Pct.
New England	25	7	0	.781
San Diego	24	9	0	.727
Indianapolis	23	8	0	.742
Green Bay	25	10	0	.714
Pittsburgh	25	11	0	.694



# WHAT HAVE YOU DONE FOR ME LATELY?

Since their record-setting 2007 season, the Patriots have maintained their spot atop the NFL in terms of winning percentage and are second in points scored. Since the beginning of the 2008 season, the Patriots have the NFL's highest winning percentage and have scored the second most points in the NFL. Since 2009, the Patriots are tied for the best winning percentage and have scored the most points. New England tops both categories since the beginning of the 2010 season.

## HIGHEST WINNING PERCENTAGE SINCE 2008

Team	W	L	T	Pct.	PF	PA
<b>New England Patriots</b>	<b>44</b>	<b>16</b>	<b>0</b>	<b>.733</b>	<b>1750</b>	<b>1154</b>
Pittsburgh Steelers	42	18	0	.700	1338	974
Baltimore Ravens	41	19	0	.683	1419	967
New Orleans Saints	41	19	0	.683	1750	1310
Atlanta Falcons	40	20	0	.667	1437	1184
Green Bay Packers	39	21	0	.650	1688	1179
New York Giants	36	24	0	.600	1510	1383
Indianapolis Colts	36	24	0	.600	1402	1351
New York Jets	36	24	0	.600	1410	1156
San Diego Chargers	35	25	0	.583	1620	1268

## HIGHEST WINNING PERCENTAGE SINCE 2009

Team	W	L	T	Pct.	PF	PA
<b>New England Patriots</b>	<b>33</b>	<b>11</b>	<b>0</b>	<b>.750</b>	<b>1307</b>	<b>845</b>
New Orleans Saints	33	11	0	.750	1287	917
Green Bay Packers	33	11	0	.750	1269	805
Pittsburgh Steelers	30	14	0	.682	1011	761
Baltimore Ravens	30	14	0	.682	1034	723
Atlanta Falcons	29	15	0	.659	1046	859
San Diego Chargers	27	17	0	.614	1144	931
New York Jets	27	17	0	.614	1005	800
Philadelphia Eagles	25	19	0	.568	1139	989
Chicago Bears	25	19	0	.568	952	903

## HIGHEST WINNING PERCENTAGE SINCE 2010

Team	W	L	T	Pct.	PF	PA
<b>New England Patriots</b>	<b>23</b>	<b>5</b>	<b>0</b>	<b>.821</b>	<b>880</b>	<b>560</b>
Green Bay Packers	22	6	0	.786	808	502
Pittsburgh Steelers	21	7	0	.750	643	427
Baltimore Ravens	21	7	0	.750	643	462
Atlanta Falcons	20	8	0	.714	683	534
New Orleans Saints	20	8	0	.714	777	576
Chicago Bears	18	10	0	.643	625	538
New York Giants	17	11	0	.643	681	662
New York Jets	17	11	0	.571	657	564
San Francisco 49ers	16	12	0	.571	589	477

## MOST POINTS SCORED SINCE 2008

Team	Points
New Orleans Saints	1750
<b>New England Patriots</b>	<b>1717</b>
Green Bay Packers	1688
San Diego Chargers	1620
Philadelphia Eagles	1555
New York Giants	1510
Houston Texans	1454
Atlanta Falcons	1437
Baltimore Ravens	1419
New York Jets	1410

## MOST POINTS SCORED SINCE 2009

Team	Points
<b>New England Patriots</b>	<b>1307</b>
New Orleans Saints	1287
Green Bay Packers	1269
San Diego Chargers	1181
Philadelphia Eagles	1139
Houston Texans	1088
New York Giants	1083
Atlanta Falcons	1046
Dallas Cowboys	1038
Baltimore Ravens	1034

## MOST POINTS SCORED SINCE 2010

Team	Points
<b>New England Patriots</b>	<b>880</b>
Green Bay Packers	808
New Orleans Saints	777
Philadelphia Eagles	710
San Diego Chargers	728
Houston Texans	700
Detroit Lions	695
Oakland Raiders	684
Atlanta Falcons	683
New York Giants	681



# PATRIOTS VS. REDSKINS

## SERIES HISTORY

The New England Patriots and Washington Redskins will meet for the 9<sup>th</sup> time in the regular season. New England will be looking for its first win ever in Washington. The Patriots are 0-2 in games played on the road against the Redskins. Washington is the only team in the NFL that New England has never beaten in a road game. While the teams have not been frequent opponents in the regular season, they have met 20 times in the preseason. The New York Giants are the only team that the Patriots have faced more times in the preseason than Washington.



The last regular season game was on Oct. 28, 2007 with New England taking the contest, 52-7. The game marked the Patriots' second win ever against the Redskins and Washington's first-ever visit to Gillette Stadium for a regular season game.

Washington leads the series by a 6-2 margin. The Patriots won the first meeting between the two teams in a 1972 win at Schaefer Stadium and then dropped the next six games before the win in 2007 at Gillette Stadium.



The Patriots are 2-4 against Washington at home and 0-2 in games played in Washington,

including 0-1 at FedEx Field after a 20-17 loss on Sept. 28, 2003, the team's only regular-season game at that venue.

### Regular Season - Washington 6, New England 2

Date	Result	Score	H/A	Stadium
10/01/72	W	24-23	H	Schaefer Stadium
09/03/78	L	14-16	H	Schaefer Stadium
10/25/81	L	22-24	A	RFK Stadium
09/23/84	L	10-26	H	Sullivan Stadium
12/15/90	L	10-25	H	Foxboro Stadium
10/13/96	L	22-27	H	Foxboro Stadium
09/28/03	L	17-20	A	FedEx Field
10/28/07	W	52-7	H	Gillette Stadium

## TALE OF THE TAPE

2011 Regular Season	New England	Washington
Record	9-3	4-8
Divisional Standings	1st	4th
Total Yards Gained	5,086	3,850
Total Offense (Rank)	423.8 (2)	320.8 (20)
Rush Offense	107.3 (21)	87.5 (31)
Pass Offense	316.6 (2)	233.3 (13)
Points Per Game	30.2 (3)	16.8 (27)
Total Yards Allowed	4,945	3,903
Total Defense	412.1 (32)	325.3 (9)
Rush Defense	102.1 (10)	116.5 (18)
Pass Defense	310.0 (32)	208.8 (9)
Points Allowed/Game	20.6 (13)	21.3 (15)
Possession Avg.	28:33	29:11
Sacks Allowed/Yards Lost	21/117	33/232
Sacks Made/Yards	27/174	33/198
Passing TD/Int (off.)	30/10	12/19
Passing TD/Int (def.)	18/17	14/8
Total Touchdowns	43	20
Penalties Against/Yards	70/611	67/641
Punts/Avg.	42/46.2	54/44.5
Field Goals Made/Att.	20/24	21/30
Takeaway/Giveaway Ratio	+12 (3)	-13 (t30)

## INFREQUENT FOES IN THE REGULAR SEASON

The Patriots and Redskins, despite frequent preseason matchups, have met just eight times in regular-season play. The Patriots' eight games against Washington are the second fewest against any team that entered the league prior to the most recent era of expansion, which began with the entry of the Jaguars and Panthers to the NFL in 1995.

### LEAST FREQUENT PATRIOTS OPPONENTS

(Reg. Season and Playoffs, Not Including Recent Expansion Teams\*)

Opponent	Total Gms	First Mtg	Last Mtg	Record
Tampa Bay Buccaneers.....	7	1976.....	2009.....	5-2
<b>Washington Redskins.....</b>	<b>8</b>	<b>1972.....</b>	<b>2007.....</b>	<b>2-6</b>
New York Giants .....	10	1970.....	2011.....	5-5
Detroit Lions .....	10	1971.....	2010.....	6-4
Green Bay Packers .....	10	1973.....	2010.....	5-5

## PATRIOTS VS. NFC EAST

The Patriots play each of the four NFC East teams this season as part of the NFL's schedule rotation. In addition to this week's game, the Patriots defeated Dallas, 20-16, on Oct. 16, lost to the Giants 24-20 on Nov. 6 and beat Philadelphia, 38-20 on Nov. 27. The last time New England faced all four NFC East teams in a season was in 2007, when the Patriots compiled a 4-0 record against the division. New England holds an all-time combined regular-season record of 17-24 against the NFC East teams – Dallas (4-7), N.Y. Giants (5-5), Philadelphia (6-6) and Washington (2-6). The Patriots are 1-1 against the NFC East in the Super Bowl after beating Philadelphia 24-21 in Super Bowl XXXIX and losing to the Giants 17-14 in Super Bowl XLI.

### LAST REGULAR SEASON MEETING

#### PATRIOTS 52, REDSKINS 7

October 28, 2007 ★ Gillette Stadium (Att: 68,756)

	1	2	3	4	Final
<b>Washington Redskins</b>	0	0	0	7	— 7
<b>New England Patriots</b>	7	17	14	14	— 52

The Patriots improved to 8-0 with a 52-7 win over the Washington Redskins at Gillette Stadium. Tom Brady accounted for five touchdowns (three passing and two rushing), as the Patriots posted their highest point total since 1979. Mike Vrabel led the way defensively, tying his career-high with 3.0 sacks, with each one causing a fumble that was recovered by the Patriots and converted into points. Vrabel also caught a touchdown pass while lined up as a goal-line tight end. Roosevelt Colvin scooped up one of Vrabel's forced fumbles and ran 11 yards to the end zone for his first career touchdown, while Asante Samuel also was a defensive standout, recording his 20th career interception. Laurence Maroney averaged 5.4 yards per carry, totaling 75 yards while toting the ball 14 times. Wes Welker and Randy Moss each caught touchdown passes for New England, and backup quarterback Matt Cassel scored his first career rushing touchdown in the fourth quarter.

## CONNECTIONS

### New England Ties

- **LB Rob Jackson** was born in West Haven, Conn. Jackson went on to play college football at Kansas State.
- **C/G Will Montgomery** was born in Brunswick, Maine, and moved to Virginia where he attended high school at Clifton before enrolling at Virginia Tech.

### Washington D.C., MD Ties

- Offensive coordinator/quarterbacks coach **Bill O'Brien** was the running backs coach at the University of Maryland for two seasons, 2003-04.
- **CB Kyle Arrington** was born and raised in Accokeek, Maryland.

### Former Patriots

- **WR Jabar Gaffney** was a member of the New England organization from 2006-2008. Over the course of three



# PATRIOTS VS. REDSKINS

## CONNECTIONS (continued)

seasons the wide out notched 85 receptions, 1,059 receiving yards, and eight touchdowns.

- **WR Donte Stallworth** spent the 2007 season with the Patriots and recorded 46 receptions, 697 receiving yards, and three touchdowns.
- **Washington practice squad players TE Rob Myers and QB Jonathan Crompton** both spent time on the Patriots' practice squad.

### Former Teammates

- **DB Antwaun Molden** played with **WR David Anderson** with the Houston Texans from 2008-10. **DE Mark Anderson** also played with Molden and Anderson in Houston during the 2010 season.
- **G Donald Thomas** teamed up with **WR Anthony Armstrong** in Miami during part of the 2009 season.
- **LB Rob Ninkovich** played with **T Jammal Brown** during parts of the 2006 season and 2008 season with the New Orleans Saints.
- **G Brian Waters** played with the Kansas City Chiefs from 2000-10. During his time in K.C., Waters played with **LB Keyaron Fox** from 2004-07. Fox was drafted by the Chiefs in the third round (93 overall) out of Georgia Tech.
- **DE Mark Anderson** played for the Chicago Bears with **QB Rex Grossman** from 2006-08.
- **WR Deion Branch** played with **G Sean Locklear** and **P Sav Rocca**. Branch played his entire tenure with the Seattle Seahawks with Locklear, 2006-09, and Rocca, 2007-09.
- **Branch** also played with **DB Josh Wilson** in Seattle from 2007-09.
- **LB Tracy White** teamed up Locklear during the 2004 season as a member of the Seahawks.
- **DB James Ihedigbo** and **C/G Will Montgomery** played together with the New York Jets from 2007-08. **RB Danny Woodhead** played with Montgomery and Ihedigbo during the 2008 season.
- **DE Shaun Ellis** teamed up with **WR Santana Moss** in New York from 2001-04. Ellis played with the Jets from 2000-10 before joining the Patriots.
- **G Donald Thomas** was teammates with **T Tyler Polunbush** for six days (Aug. 25-31) during the 2010 season in Detroit. The Lions traded Polunbush to the Seattle Seahawks.
- **G Donald Thomas** played part of the 2010 season with **RB Tristan Davis**, practice squad, with the Miami Dolphins.

### Former Redskins

- **DE Andre Carter** played with the Redskins from 2006-10 before signing in the off season with New England. Over the course of his five seasons with Washington, Carter recorded 34 sacks with a high of 11 in 2009.

## STRONG IN THE SECOND HALF

Since 2001, New England has done a remarkable job of finishing the season strong, compiling an NFL-best 63-15 (.808) record in games on or after Thanksgiving, including a 6-1 record in 2010.

### PATRIOTS BEFORE AND AFTER THANKSGIVING SINCE 2001

Season	Pre-Thanksgiving	Post-Thanksgiving	Overall
2001	5-5 (.500)	9-0 (1.000)	14-5*
2002	6-5 (.545)	3-2 (.600)^	9-7
2003	9-2 (.818)	8-0 (1.000)	17-2*
2004	9-1 (.900)	8-1 (.889)	17-2*
2005	6-4 (.600)	5-3 (.625)	11-7*
2006	7-3 (.700)	7-2 (.777)	14-5*
2007	10-0 (1.000)	8-1 (.889)	18-1*
2008	7-4 (.636)	4-1 (.800)	11-5
2009	7-3 (.700)	3-4 (.429)	10-7*
2010	8-2 (.800)	6-1 (.857)^	14-3*
2011	7-3 (.700)	2-0 (1.000)	???
<b>Totals</b>	<b>81-32 (.717)</b>	<b>63-15 (.808)</b>	<b>135-44</b>

\*-Includes playoffs ^Includes games played on Thanksgiving

## STRONG IN THE SECOND HALF (continued)

### BEST RECORDS IN GAMES PLAYED ON OR AFTER THANKSGIVING SINCE 2001

(Includes regular-season and playoff games)

Team	W	L	T	Pct.
<b>New England</b>	<b>63</b>	<b>15</b>	<b>0</b>	<b>.808</b>
Pittsburgh	55	22	0	.714
Green Bay	46	27	0	.630
San Diego	42	25	0	.627
Philadelphia	48	29	0	.623
Indianapolis	47	30	0	.610

## 2011 HONORS AND AWARDS

### QB Tom Brady

- AFC Offensive Player of the Week (Wk. 1 at Miami)
- AFC Offensive Player of the Week (Wk. 2 vs. San Diego)
- AFC Offensive Player of the Month (November)

### DE Andre Carter

- AFC Defensive Player of the Week (Wk. 10 at NY Jets)

### WR Julian Edelman

- AFC Special Teams Player of the Week (Wk. 11 vs. KC)

## PLAYER RANKINGS

QB Tom Brady (873,424) leads all AFC players and ranks second overall in votes. WR Wes Welker (684,591) is fourth overall in votes. TE Rob Gronkowski (558,294) and G Logan Mankins (212,276) also are the top vote getters at their positions. The New England Patriots have 15 players in the top five in votes.



QB Tom Brady	.....(1 <sup>st</sup> in AFC Voting – 873,424)
WR Wes Welker	.....(1 <sup>st</sup> in AFC Voting – 684,591)
TE Rob Gronkowski	.....(1 <sup>st</sup> in AFC Voting – 558,294)
TE Aaron Hernandez	.....(3 <sup>rd</sup> in AFC Voting – 159,733)
T Matt Light	.....(2 <sup>nd</sup> in AFC Voting – 191,640)
G Logan Mankins	.....(1 <sup>st</sup> in AFC Voting – 212,276)
G Brian Waters	.....(3 <sup>rd</sup> in AFC Voting – 125,627)
C Dan Connolly	.....(5 <sup>th</sup> in AFC Voting – 117,174)
DE Andre Carter	.....(2 <sup>nd</sup> in AFC Voting – 277,458)
DT Vince Wilfork	.....(3 <sup>rd</sup> in AFC Voting – 179,960)
CB Kyle Arrington	.....(2 <sup>nd</sup> in AFC Voting – 266,198)
S Patrick Chung	.....(4 <sup>th</sup> in AFC Voting – 38,889)
K Stephen Gostkowski	.....(3 <sup>rd</sup> in AFC Voting – 44,496)
P Zoltan Mesko	.....(4 <sup>th</sup> in AFC Voting – 36,449)
SPT Matthew Slater	.....(4 <sup>th</sup> in AFC Voting – 44,096)

## SUSTAINED SUCCESS: PATRIOTS TO FINISH ABOVE .500 FOR THE 11<sup>TH</sup> STRAIGHT SEASON

With their ninth win of the 2011 season, the Patriots guaranteed a winning record for the 11th straight season. The Patriots have now won nine or more games in 15 of the 18 seasons that Robert Kraft has owned the team. The Patriots have won more than half of their games 11 straight years. They are the first team to win more than half of their games in 11 straight seasons since free agency began in 1993. The Patriots are the fourth team to win more than half of their games in 11 straight seasons since the 1970 AFL-NFL merger, joining the 49ers (16 straight from 1983-1998), the Cowboys (16 straight from 1970-85), and the Raiders (11 straight from 1970-80). At the conclusion of the 2011 season, the Patriots will be the only NFL team to finish with a record of .500 or better in each of the last 11 years (2001-2011). Each of the other 31 NFL teams had at least one losing season between 2001 and 2010.

## ANNUAL ACHIEVEMENTS – PATRIOTS HAVE THE MOST 9+ WIN SEASONS SINCE 2001

The Patriots are the only team in the NFL to have recorded nine or more wins in each of the last 11 seasons.

### MOST SEASONS OF 9+ WINS SINCE 2001

<b>New England</b>	<b>.....11*</b>
Pittsburgh	..... 9*
Indianapolis	..... 9
Philadelphia	..... 8

\*-Includes 2011 Season



# LAST GAME: PATRIOTS VS. COLTS

## PATRIOTS 31, INDIANAPOLIS 24

December 4, 2011 ★ Gillette Stadium

	1	2	3	4	Final
Indianapolis Colts	0	3	0	21	— 24
New England Patriots	3	14	14	0	— 31

The New England Patriots beat the visiting Indianapolis Colts, 31-24, to improve to a 9-3 and guarantee a winning record for the 11<sup>th</sup> straight season. The Patriots have now won nine or more games in 15 of the 18 seasons that Robert Kraft has owned the team.

New England withstood a 21-point fourth quarter rally by the Colts to get the win. The Patriots entered the final quarter of play leading, 31-3. Colts QB Dan Orlovsky made his first start of the season and completed 30-of-37 passes for 353 yards and two touchdowns to lead the rally.

TE Rob Gronkowski scored three touchdowns overall on two touchdowns passes from QB Tom Brady and a 2-yard rushing touchdown off a lateral. Gronkowski scored on an 11-yard touchdown pass in the second quarter and a 21-yard pass in the third quarter to tie an NFL record with 13 receiving touchdowns. His 14 overall touchdowns in 2011 are the most overall in a single season by a tight end.

After playing to a 3-3 tie midway through the second quarter, Brady started to get the New England offense rolling, leading the patriots to touchdowns on its next four possessions to take a 31-3 third quarter lead. New England took command of the game in the second quarter when it scored twice in the last three minutes of the first half for a 17-3 halftime advantage. Brady culminated a 16-play, 86-yard drive with an 11-yard touchdown pass to Gronkowski and after forcing a three-an-out on the Colts next possession, RB BenJarvus Green-Ellis end an 8-play, 60-yard drive with a 1-yard touchdown run with 18 seconds to play.

The Patriots got the ball to start the third quarter and Brady passed on each of the seven plays, completing all of them to drive 77 yards, ending with a 21-yard touchdown to Gronkowski. After CB Kyle Arrington recovered an Indianapolis fumble on the next series, Gronkowski scored again when he went in motion, took a lateral from Brady and ran untouched into the right side of the end zone for a 31-3 lead.

The Patriots improved to a 38-5 record in the month of December since 2001, tops in the NFL. They are now 19-1 at home in December since Gillette Stadium opened.

### SUSTAINED SUCCESS

With their ninth win of the 2011 season, the Patriots guaranteed a winning record for the 11th straight season. The Patriots have now won nine or more games in 15 of the 18 seasons that Robert Kraft has owned the team. The Patriots have won more than half of their games 11 straight years. They are the first team to win more than half of their games in 11 straight seasons since free agency began in 1993. The Patriots are the fourth team to win more than half of their games in 11 straight seasons since the 1970 AFL-NFL merger, joining the 49ers (16 straight from 1983-1998), the Cowboys (16 straight from 1970-85), and the Raiders (11 straight from 1970-80). At the conclusion of the 2011 season, the Patriots will be the only NFL team to finish with a record of .500 or better in each of the last 11 years (2001-2011). Each of the other 31 NFL teams had at least one losing season between 2001 and 2010.

### BRADY MOVES PAST UNITAS AND NOW TIED WITH MOON

With two touchdown passes today, Tom Brady passed Johnny Unitas and moved into a tie with Warren Moon for sixth on the NFL's all-time touchdown pass list. Brady's 11-yard touchdown pass to TE Rob Gronkowski in the second quarter was his 290th career touchdown pass, tying Johnny Unitas for seventh place on the NFL's all-time list. He completed a 21-yard touchdown pass to Gronkowski to move past Unitas into a tie for sixth place with Warren Moon at 291 career touchdown passes. John Elway is in fifth with 300.

### BRADY BECOMES SIXTH WITH THREE 30-TD SEASONS

Brady threw two touchdowns and now has 30 for the season. Brady became the sixth quarterback in NFL history to have 30+ touchdown passes in at least three seasons. He had an NFL-leading 36 in 2010 and an NFL-record 50 in 2007.

### BRADY HAS 11 GAMES IN 2011 WITH 2 OR MORE TOUCHDOWNS

Brady threw two touchdowns against the Colts. It was Brady's 11th game in 2011 with two or more touchdowns. Brady had 14 such games in 2007. The NFL record for most games with two or more touchdown passes in a season is 15 by Dan Marino in 1984.

### WELKER SETS PERSONAL BEST WITH HIS SEVENTH 100-YARD GAME OF THE YEAR

Wes Welker registered his 22nd career 100-yard game and his seventh of the 2011 season after finishing with 110 yards on 11 catches against Indianapolis. Welker's seven 100-yard games are a single-season career best. His previous best was six 100-yard games in 2009. The Patriots record for most 100-yard receiving games in a season is nine by Randy Moss in 2007 and Stanley Morgan in 1986.

### WELKER HAS 13<sup>TH</sup> CAREER 10-PLUS REC. GAME

Welker finished with 11 receptions for 110 yards. It his Welker's 13th career game with 10 or more receptions and his second such game of the 2011 season. He had a career-high 16 receptions at Buffalo on Sept. 25.

### WELKER MOVES PAST FRYAR INTO THIRD PLACE

Welker (5,789 receiving yards with the Patriots) moved past Irving Fryar (5,726) into third place on the Patriots' all-time list, behind, Stanley Morgan (10,352) and Troy Brown (6,366).

### GRONKOWSKI SETS MARK FOR MOST OVERALL TDS BY A TIGHT END; TIES ALL-TIME RIGHT END TD REC. MARK

Rob Gronkowski added his 12th and 13th touchdown receptions of the season with an 11-yard score in the second quarter and a 21-yard touchdown in the third quarter to tie the NFL record for most touchdown receptions by a tight end. Vernon Davis (SF in 2009) and Antonio Gates (SD in 2004) also had 13 touchdown catches in a season. Including Gronkowski's 2-yard touchdown on a lateral in the third quarter (his third score of the day), Gronkowski has 14 total touchdowns this season – the highest number of combined touchdowns by a tight end in NFL history.

### GRONKOWSKI BECOME FIRST PATS TE TO RECORD A RUSHING TD

Gronkowski scored a 2-yard touchdown on a lateral from Tom Brady in the third quarter, becoming the first tight end in Patriots history to score a rushing touchdown. Gronkowski is the first NFL tight end to score a rushing touchdown since Tennessee's Bo Scaife had a 31-yard scoring run against Baltimore on Nov. 12, 2006.

### SLATER MAKES HIS FIRST NFL START AT SAFETY

Special Teams captain Matthew Slater made his first ever NFL start when he lined up at safety. Slater was credited with seven total tackles and one forced fumble. Slater forced a fumble in the third quarter and Kyle Arrington recovered the loose ball to give the Patriots possession at their own 34-yard line.

### PATRIOTS WIN WHEN GREEN-ELLIS SCORES

BenJarvus Green-Ellis scored on a 1-yard touchdown run in the final minute of the first half. The Patriots are now 20-1 (.952) when Green-Ellis has a rushing touchdown in a game. The only Patriots loss was a 2008 game at Indianapolis.

### PATRIOTS SCORING STREAK

The Patriots are averaging 35 points over their last four games, totaling 140 points over that span. New England has scored 37 points against the N.Y. Jets (11/13), 34 points against Kansas City (11/21), 38 points against Philadelphia (11/27) and 31 points against Indianapolis (12/4).



# INSIDE THE NUMBERS

## BY THE NUMBERS

**2**

The number of interceptions by Vince Wilfork in 2011. Anthony Pleasant (2001) is the only other Patriots defensive lineman to record two interceptions in the same season.

**2**

The number of punts returned by Julian Edelman for touchdowns during his career, the fourth Patriots' player with two or more punt returns for a touchdown.

**7**

The number of interceptions by Kyle Arrington to lead the NFL in 2011. His seven interceptions are more than the total for four other teams and ties the totals for one other.

**8**

The number of times in NFL history a player reached 1,000 yards in the ninth game of the season after Wes Welker reached the milestone.

**9.0**

The number of sacks by Andre Carter in 2011, putting himself in position for his fourth 10-plus sack season.

**13**

The number of touchdown catches by TE Rob Gronkowski in 2011 to tie the NFL record for tight ends.

**14**

The number of total touchdown by TE Rob Gronkowski in 2011 (13 rec. and 1 rush.) the highest number of combined touchdowns by a tight end in NFL history.

**23**

The number of touchdown receptions by Rob Gronkowski since 2010, the most among all NFL tight ends.

**20**

The number of 10-tackle games by LB Jerod Mayo after he finished with a team-high 11 total tackles vs. Kansas City (11/21/11).

**26**

The number of games it took Rob Gronkowski to reach 20 touchdowns, the fewest games among tight ends in NFL history.

**34**

The number of consecutive fourth quarter field goals made by Stephen Gostkowski, the most since the statistic was first tracked in 1991.

**241**

The number of receiving yards that Wes Welker (1,253) needs in 2011 to set the franchise record. Randy Moss had 1,493 yards in 2007.

**622**

The number of total yards by the Patriots in the win at Miami in the season opener, a franchise record. The previous best was 619 yards vs. Tennessee (10/18/09).

## TOM BRADY BY THE NUMBERS

**1**

Tom Brady became the first player to follow a 500-yard performance with a 400-yard performance after Brady had back-to-back games with 517 yards and 423 yards.

**2**

Brady joins Drew Brees (2011) as the only players to reach 3,000 yards in the first nine games of the season. Brady (3,032) had the most yards ever through the first nine games of the year

**4**

The number of times that Brady has thrown a game-winning touchdown pass in the final minute of the game to turn a deficit into a Patriots win after a final-minute touchdown vs. Dallas (10/16), including the postseason.

**6**

Brady became the sixth NFL quarterback in NFL history to have 30 or more touchdowns passes in at least three seasons after reaching 30 last week vs. Indianapolis.

## TOM BRADY BY THE NUMBERS

**9**

The number of times Tom Brady has passed for 3,000 or more yards in a season, a franchise record for most 3,000-yard seasons. He enters this week with 3,627 passing yards.

**11**

Tom Brady was the 11<sup>th</sup> quarterback in NFL history to throw for 500 or more yards after he passed Brady for 517 in the 2011 opener at Miami.

**19**

The number of times Tom Brady has earned AFC Offensive Player of the Week honors. He earned the award in each of the first two weeks of the 2011 season.

**41**

The number of regular season 300-yard passing games by Tom Brady, a team record.

**93**

The number of times that Brady has thrown two or more touchdowns in a game. The Patriots are 78-15 when he throws for two or more touchdowns.

**120**

The number of wins that Brady has as a starting quarterback. He reached the 100-win milestone in the fewest number of starts (131) among all quarterbacks in the modern era.

**1,327**

The number of passing yards Brady had in the first three games (517, 423 and 387) of 2011. Brady's 1,327 yards set the NFL mark for the most passing yards ever in a three-game stretch.

## THE KRAFT ERA

**3**

The number of Super Bowl championships the Patriots have won since Robert Kraft purchased the team in 1994. That mark is the highest total in the NFL over that span. Only Denver (2; 1997 and 1998) and Pittsburgh (2; 2005 and 2008) have won multiple Super Bowl titles since 1994.

**5**

The number of conference championships the Patriots have won since Robert Kraft purchased the team in 1994. That mark is the highest total in the NFL over that span. Pittsburgh is second with three conference titles since 1994.

**10**

The number of division championships won by the Patriots since Kraft purchased the team in 1994.

**12**

The number of playoff seasons earned by the Patriots in the 17 seasons since Robert Kraft purchased the team.

**17**

The number of playoff games the Patriots have won since Robert Kraft purchased the team in 1994. That mark is the highest total in the NFL over that span. Pittsburgh ranks second with 15 playoff wins over that span.

**26**

The number of playoff games the Patriots have appeared in since 1994. The mark is tied with Pittsburgh for the most playoff games during that time period.

## THE BELICHICK ERA

**4**

Bill Belichick is one of just four coaches to win three championships since the Super Bowl era began. Belichick joins three members of the Pro Football Hall of Fame in the exclusive club (Chuck Noll 4, Joe Gibbs 3 and Bill Walsh 3). Belichick is the only coach to win three Super Bowls in the post-1993 salary cap era and the only one to ever win three in four years.

**186**


Bill Belichick has 186 career victories as a head coach, including playoff games. Belichick moved past Bill Parcells into sole possession of ninth place in all-time coaching victories. Chuck Knox is in 8<sup>th</sup> place with 193 wins.





# ROBERT KRAFT NEWS & NOTES

Since Robert Kraft purchased the team in 1994, the Patriots have experienced one of the most dramatic turnarounds in the history of sports. Now in his 18th season of ownership, Kraft has transformed one of the league's least successful clubs into what many observers view as a model NFL franchise. In the five seasons immediately preceding his purchase (1989-93), the Patriots were a moribund team, winning just 19 of 80 games (.311 pct.) and recording the worst record in the NFL over that span. When he bought the franchise on Jan. 21, 1994, Kraft announced his intention to bring a championship to New England, a tall order considering the team's previous success rate. But under Kraft's leadership, the Patriots have won more division titles (10), conference crowns (5) and Super Bowl championships (3) than any other NFL team. The Patriots have made five Super Bowl appearances since Kraft purchased the team, a period during which no other NFL franchise has earned more than three berths. In Kraft's first 17 seasons, the Patriots qualified for the playoffs 12 times, doubling the franchise's accomplishments during its first 34 seasons.



	<b>Pre-Kraft 1960-93</b>	<b>1989-93</b>	<b>Kraft Era 1994-10</b>
Overall Record	225-276-9	19-61	206-104
Winning Pct.	.450	.311	.666
Super Bowl Titles	0	0	3
Conference Titles	1	0	5
Division Titles	3	0	10
Playoff Seasons	6	0	12
Playoff Record	4-6	--	17-9
Home Playoff Games	1	0	13
Home Playoff Record	0-1	--	11-2

## A CHAMPIONSHIP TRADITION

### MULTIPLE LEAGUE CHAMPIONSHIPS SINCE 2001

Team	League	Titles
Los Angeles Lakers	NBA	4
<b>New England Patriots</b>	<b>NFL</b>	<b>3</b>
San Antonio Spurs	NBA	3

### CHAMPIONSHIP GAME/SERIES APPEARANCES SINCE 1994

Team	League	Appearances
New York Yankees	MLB	7
Los Angeles Lakers	NBA	7
Detroit Red Wings	NHL	6
<b>New England Patriots</b>	<b>NFL</b>	<b>5</b>
Pittsburgh Steelers	NFL	4
San Antonio Spurs	NBA	4
New Jersey Devils	NHL	4

## SELLOUT STREAK

In the early 1990s, the Patriots seemed destined for relocation until Robert Kraft's purchase of the team rejuvenated local interest. In 1991, the season ticket base was just 17,635, barely enough to support the club. Now, the season-ticket base stands at a capped total of approximately 62,000 and more than 50,000 fans are on a season ticket waiting list. The Patriots have sold out 189 consecutive home games, including playoff and preseason games (dating back to the 1994 season opener).

## SINCE ROBERT KRAFT PURCHASED THE TEAM IN 1994...

### TOTAL VICTORIES SINCE 1994 (Regular Season)

<b>New England Patriots</b>	<b>189</b>
Green Bay Packers	182
Pittsburgh Steelers	181
Indianapolis Colts	170

### TOTAL VICTORIES SINCE 1994 (Incl. Postseason)

<b>New England Patriots</b>	<b>206</b>
Pittsburgh Steelers	198
Green Bay Packers	197
Indianapolis Colts	181
Denver Broncos	172
Philadelphia Eagles	169

## WINNING PERCENTAGE SINCE 1994 (Incl. Postseason)

Team	W	L	T	Pct.
<b>New England Patriots</b>	<b>206</b>	<b>104</b>	<b>0</b>	<b>.666</b>
Pittsburgh Steelers	198	111	1	.640
Green Bay Packers	197	112	0	.638
Indianapolis Colts	181	126	0	.590
Denver Broncos	172	125	0	.579
Philadelphia Eagles	169	135	2	.556
Minnesota Vikings	159	140	0	.532

## SUPER BOWL CHAMPIONSHIPS SINCE 1994

<b>New England Patriots</b>	<b>3</b>
Green Bay	2
Pittsburgh Steelers	2
Denver Broncos	2
8 Teams	1

## CONFERENCE CHAMPIONSHIPS SINCE 1994

<b>New England Patriots</b>	<b>5</b>
Pittsburgh Steelers	4
Green Bay Packers	3
Denver Broncos	2
St. Louis Rams	2
Indianapolis Colts	2
New York Giants	2
14 Teams	1

## PLAYOFF VICTORIES SINCE 1994

<b>New England Patriots</b>	<b>17</b>
Pittsburgh Steelers	17
Green Bay Packers	15
Philadelphia Eagles	11
Indianapolis Colts	11

## PLAYOFF GAMES PLAYED SINCE 1994

<b>New England Patriots</b>	<b>26</b>
Pittsburgh Steelers	26
Green Bay Packers	25
Indianapolis Colts	23
Philadelphia Eagles	22
Denver Broncos	13
San Francisco 49ers	13

## PLAYOFF SEASONS SINCE 1994

Indianapolis Colts	13
<b>New England Patriots</b>	<b>12</b>
Green Bay Packers	12
Philadelphia Eagles	11
Pittsburgh Steelers	11
Dallas Cowboys	9

## PLAYOFF WINNING PERCENTAGE SINCE 1994

Team	W	L	Pct.
<b>New England Patriots</b>	<b>17</b>	<b>9</b>	<b>.654</b>
Pittsburgh Steelers	17	9	.654
New Orleans Saints	5	3	.625
Arizona Cardinals	5	3	.625
Denver Broncos	8	5	.615
Green Bay Packers	15	10	.600
Baltimore Ravens	9	6	.600
Carolina Panthers	6	4	.600

## HOME PLAYOFF WINS SINCE 1994

Pittsburgh Steelers	12
<b>New England Patriots</b>	<b>11</b>
Philadelphia Eagles	8
Green Bay Packers	8

## KEY TO LOCKOUT'S END


Robert Kraft played a key role in helping reach a deal with the NFL players that ended the lockout. At the press conference to announce the agreement, Indianapolis Colts C Jeff Saturday commented on Kraft's role in the negotiations, "Without him, this deal does not get done. He is a man who helped us save football and we're so [grateful] for that. We're [grateful] for his family and for the opportunity he presented to get this deal done."



# BILL BELICHICK NEWS & NOTES

## THE HEAD COACH

**Overall Record:** 186-103 (.644)  
**Regular Season:** 171-97 (.638)  
**Postseason:** 15-6 (.714)  
**With Patriots overall:** 149-58 (.720)  
**Super Bowl Titles:** 5 (86, 90, 01, 03, 04)  
**Conf. Titles:** 7 (86, 90, 96, 01, 03, 04, 07)  
**Division Titles:** 15 (75, 78, 86, 89, 90, 96, 98, 01, 03, 04, 05, 06, 07, 09, 10)



Bill Belichick is the only head coach in NFL history to win three Super Bowl titles in a four-year span. He has won more regular season games (121) and more games overall (135) during a 10-year stretch (2001-2010) than any other coach in NFL History. In the 2007 season, Belichick led the Patriots to the fourth undefeated and untied regular season and the first since the NFL established a 16-game schedule in 1978.

## BELICHICK LEADS TEAM TO 11<sup>TH</sup> STRAIGHT WINNING RECORD

Bill Belichick has led the Patriots to a winning record for 11 consecutive seasons (2001-2011). The only other NFL coach to have at least 10 consecutive winning seasons with one team since the 1970 merger was Tom Landry, who led the Dallas Cowboys to 16 consecutive winning seasons (1970-1985).

## BELICHICK LEADS TEAM TO NFL-BEST 14-2 RECORD

Bill Belichick guided the Patriots to an NFL-best 14-2 record in 2010. Belichick is the first head coach ever to win at least 14 regular-season games in four separate seasons. Only four other coaches — San Francisco's George Seifert (3), Washington's Joe Gibbs (2), Chicago's Mike Ditka (2) and Miami's Don Shula (2) — have more than one 14-win season.

### BILL BELICHICK'S 14-WIN REGULAR SEASONS

YEAR	RECORD	SEASON RESULT
2003	14-2	Super Bowl XXXVIII Champions
2004	14-2	Super Bowl XXXIX Champions
2007	16-0	Super Bowl XLII
2010	14-2	AFC Divisional Playoffs

## BELICHICK PASSES PARCELLS FOR 9<sup>TH</sup> PLACE

Bill Belichick moved past Bill Parcells into sole possession of 9<sup>th</sup> place in all-time coaching victories and now has 186 wins.

### MOST WINS NFL COACHES

Head Coach	Team(s)	Years of service	Record
1. Don Shula	BAL, MIA	33	347-173-6
2. George Halas	Chicago	40	324-151-31
3. Tom Landry	Dallas	29	270-178-6
4. Curly Lambeau	GB, Cards, WAS	33	229-134-22
5. Chuck Noll	Pittsburgh	23	209-156-1
6. M. Schottenheimer	CLE, KC, WAS, SD	21	205-139-1
7. Dan Reeves	DEN, NYG, ATL	23	201-174-2
8. Chuck Knox	LAR, BUF, SEA	22	193-158-1
<b>9. Bill Belichick</b>	<b>CLE, NE</b>	<b>17</b>	<b>186-103-0</b>
10. Bill Parcells	NYG, NE, NYJ, DAL	19	183-138-1
11. Mike Holmgren	GB, SEA	17	174-122-0
12. Joe Gibbs	Washington	16	171-101-0
13. Paul Brown	CLE, CIN	21	170-108-6

## ELITE COMPANY

Bill Belichick is one of nine NFL head coaches to win three or more championships since the league began postseason play in 1933, but the only one to win three in four years. With the Patriots' victory in Super Bowl XXXIX, Belichick joined an exclusive club in which each of the eight other members has been enshrined in the Pro Football Hall of Fame.

### HEAD COACHES WITH THREE OR MORE NFL TITLES

(Listed alphabetically)

Head Coach	Championship Team(s)
<b>Bill Belichick</b>	<b>Patriots (SB XXXVI, XXXVIII, XXXIX)</b>
Paul Brown	Cleveland Browns (1950, 54, 55)
Weeb Ewbank	Baltimore Colts, New York Jets (1958, 59 SB III)
Joe Gibbs	Washington Redskins (SB XVII, XXII, XXVI)
George Halas	Chicago Bears (1921, 33, 40, 41, 46, 63)
Curly Lambeau	Green Bay Packers (1929, 30, 31, 36, 39, 44)
Vince Lombardi	Green Bay Packers (1961, 62, 65, SB I, II)
Chuck Noll	Pittsburgh Steelers (Super Bowl IX, X, XIII, XIV)
Bill Walsh	San Francisco 49ers (Super Bowl XVI, XIX, XXXIII)

## BELICHICK'S PATRIOTS RENAISSANCE

Any successful project requires a sound plan and once Head Coach Bill Belichick implemented his design on the Patriots, his approach has given him the best record of any NFL head coach who has coached over 40 games since 2001 (including the postseason).

### NFL COACHES' RECORDS SINCE 2001

Coach	Team	W	L	T	Pct.
<b>Bill Belichick</b>	<b>NE</b>	<b>144</b>	<b>47</b>	<b>0</b>	<b>.754</b>
Tony Dungy	TB/IND	101	41	0	.711
Mike Tomlin	PIT	56	25	0	.691

## AMONG THE GREATS

Bill Belichick has recorded 186 career wins, for 9<sup>th</sup> all-time in NFL history. Belichick owns a career winning percentage of .644, which is third all-time, behind George Halas (.682) and Don Shula (.667).

### TOP WINNING PERCENTAGE AMONG HEAD COACHES WITH AT LEAST 160 WINS (INCL. POSTSEASON)

Head Coach	Team(s)	Years	W	L	T	Pct.
George Halas	CHI	1920-29, 33-41, 46-55, 58-67	324	151	31	.682
Don Shula	BAL/MIA	1963-95	347	173	6	.667
<b>Bill Belichick</b>	<b>CLE/NE</b>	<b>1991-95, 00-11</b>	<b>186</b>	<b>103</b>	<b>0</b>	<b>.644</b>
Curly Lambeau	GB/CHI/WAS	1921-53	229	134	22	.630

NOTE: Winning percentage calculated using current NFL rules, counting a tie as a half-win, half-loss.

## SUPER SUCCESS

Bill Belichick is one of just four head coaches to win three Super Bowl championships. Belichick is the only coach to win three Super Bowls in the post-1993 salary cap era.

### MOST SUPER BOWL VICTORIES

Head Coach	Team	Titles	Seasons
Chuck Noll	PIT	4	1974, 1975, 1978, 1979
<b>Bill Belichick</b>	<b>NE</b>	<b>3</b>	<b>2001, 2003, 2004</b>
Joe Gibbs	WAS	3	1982, 1987, 1991
Bill Walsh	SF	3	1981, 1984, 1988

NOTE: Sorted by most recent championship. Super Bowls have determined NFL champion since 1966.

## PLAYOFF SUCCESS

### MOST PLAYOFF WINS BY AN NFL HEAD COACH

Coach	Team(s)	Wins
Tom Landry	Dallas Cowboys	20
Don Shula	Baltimore Colts, Miami Dolphins	19
Joe Gibbs	Washington Redskins	17
Chuck Noll	Pittsburgh Steelers	16
<b>Bill Belichick</b>	<b>Cleveland Browns, New England Patriots</b>	<b>15</b>

## POSTSEASON PROWESS

### BEST POSTSEASON RECORDS IN NFL HISTORY

Head Coach	Team(s)	W	L	Pct.
Vince Lombardi	GB/WAS	9	1	.900
Tom Flores	Oakland	8	3	.727
<b>Bill Belichick</b>	<b>CLE/NE</b>	<b>15</b>	<b>6</b>	<b>.714</b>
Bill Walsh	San Francisco	10	4	.714

## BELICHICK NAMED COACH OF THE YEAR

The Associated Press named Bill Belichick the NFL's Coach of the Year for 2010. It is the third time that Belichick has earned the honor. He was also named coach of the year following the 2003 and 2007 seasons. Belichick joins Don Shula (4-time winner) and Chuck Knox as the only three-time winners. Belichick is the most successful head coach in Patriots history.

## ONE OF 5 COACHES WITH PLAYING FATHERS

Bill Belichick is one of five NFL head coaches who hold the distinction of having fathers who contributed to the NFL as a player.

Coach	Team	Father	Team
<b>Bill Belichick</b>	<b>NE</b>	<b>Steve Belichick</b>	<b>Detroit</b>
Todd Haley	KC	Dick Haley	Washington Minnesota
Mike Nolan	SF	Dick Nolan	NY Gianta Chicago
David Shula	CIN	Don Shula	Cleveland (1951-52) Baltimore Washington
Joe Walton	NYJ	Frank Walton	Boston Washington



# TOM BRADY NEWS & NOTES

## RECORDING SUCCESS

Tom Brady has quarterbacked the Patriots to victories in 120 of his 155 career regular-season starts, compiling a .774 winning percentage and giving him the best record of any quarterback in the Super Bowl era (since 1966).



## TOP WINNING PERCENTAGES IN SUPER BOWL ERA

(Since 1966, Minimum 50 Starts, Regular Season Only)

Player	Team(s)	Years	W	L	T	Pct.
<b>Tom Brady</b>	<b>NE</b>	<b>2000-11</b>	<b>120</b>	<b>35</b>	<b>0</b>	<b>.774</b>
Roger Staubach	DAL	1969-79	85	29	0	.746
Joe Montana	SF/KC	1979-94	117	47	0	.713

## ACTIVE QUARTERBACKS WINNING PERCENTAGE

Minimum 32 Starts (two full seasons), Regular Season Only

Quarterback	Team(s)	W	L	T	Pct.
<b>Tom Brady</b>	<b>NE</b>	<b>120</b>	<b>35</b>	<b>0</b>	<b>.774</b>
Ben Roethlisberger	PIT	78	32	0	.709
Matt Ryan	ATL	40	18	0	.690
Joe Flacco	BAL	41	19	0	.683
Peyton Manning	IND	141	67	0	.678
Aaron Rodgers	GB	39	20	0	.661

## MOST CAREER WINS AS A STARTER

(Regular season only)

Rk	Name	W	L	T	Pct.
1.	Brett Favre	186	112	0	.624
2.	John Elway	148	82	1	.643
3.	Dan Marino	147	93	0	.613
<b>4.</b>	<b>Peyton Manning</b>	<b>141</b>	<b>67</b>	<b>0</b>	<b>.678</b>
5.	Fran Tarkenton	124	109	6	.531
<b>6.</b>	<b>Tom Brady</b>	<b>120</b>	<b>35</b>	<b>0</b>	<b>.774</b>
7.	Johnny Unitas	119	64	4	.647
8.	Joe Montana	117	47	0	.713
9.	Terry Bradshaw	107	51	0	.677
10.	Warren Moon	102	101	0	.510

Bold indicates active players

## BRADY EARNS SECOND MVP AWARD

The Associated Press named Tom Brady the National Football League's Most Valuable Player for the 2010 season. He is the first unanimous selection. It is the second MVP honor of Brady's career. He earned his first MVP honors following the 2007 season. Brady joins San Francisco's Joe Montana as the only players to earn more than one MVP and more than one Super Bowl MVP.

## BRADY SETS FRANCHISE RECORD WITH 517 PASSING YARDS

Brady set a franchise record with 517 passing yards in the 2011 season-opener at Miami (9/12). The previous high was 426 yards by Drew Bledsoe vs. Minnesota on Nov. 13, 1994. Brady's previous best was 410 passing yards vs. Kansas City on Sept. 22, 2002. Brady became the 11<sup>th</sup> NFL quarterback to throw for 500 yards or more. His 517 yards are the fifth highest in NFL history and he is the first to pass for 500 yards or more since Ben Roethlisberger passed for 503 yards on Dec. 20, 2009 vs. Green Bay.

PLAYER	TEAM	500 YARD GAME
Norm Van Brocklin	LA Rams	554 yards in 1951
Warren Moon	Houston Oilers	527 yards in 1990
Boomer Esiason	Arizona	522 yards in 1996
Dan Marino	Miami	521 yards in 1988
<b>Tom Brady</b>	<b>Patriots</b>	<b>517 yards in 2011</b>

## BRADY BECOMES THE 18<sup>TH</sup> QB IN NFL HISTORY TO REACH 35,000 YARDS

Tom Brady became the 18<sup>th</sup> quarterback in NFL history to reach 35,000 career passing yards after gaining 517 yards against the Dolphins. He entered the game needing 256 yards to reach the feat. Brady is currently 14<sup>th</sup> on the NFL's all-time passing yards list with 38,660 passing yards.

## BRADY TIED NFL MARK WITH 13 GAMES WITH TWO OR MORE TOUCHDOWNS

Brady threw for one touchdown against the Jets (10/9), snapping his streak of 13 straight games with two or more touchdown passes. Brady's streak of 13 straight games with two or more touchdowns is tied with Peyton Manning's 2004 total for the longest such streak in NFL history.

## BRADY HAS 16 CAREER 4-TD GAMES AFTER GETTING TWO SO FAR IN 2011

Brady's four touchdowns at Buffalo (9/25) marked his 12<sup>th</sup> game with four touchdown passes. The Patriots are 11-1 when he passes for four touchdowns. He has now thrown four or more touchdowns in a game 16 times with 12 four-touchdown games, two five-touchdown games and two six-touchdown games. The 16 games with 4-plus touchdowns is fifth all-time in NFL history.

### Most Games with 4+ Touchdown Passes

#### PLAYER 4+ TD Games

1. Brett Favre	23
2. Peyton Manning	22
3. Dan Marino	21
4. Johnny Unitas	17
<b>5. Tom Brady</b>	<b>16</b>

## CONSECUTIVE GAMES WITH AT LEAST ONE TOUCHDOWN PASS CONTINUES FOR BRADY IN 2011

Brady has now thrown at least one touchdown pass in 28 straight regular season games to extend a team mark. Brady's current streak started when he threw a touchdown pass in all 16 games in 2010.

## BRADY GOES OVER 300 YARDS FOR THE 41<sup>ST</sup> TIME IN HIS CAREER

Brady had his 41<sup>th</sup> NFL game with 300 or more yards passing at Philadelphia (11/27) and ranks third among active NFL quarterbacks, behind NFL-leader Peyton Manning (63) and Drew Brees (53). The Patriots are 35-6 when Brady throws for 300 or more yards.

## NFL QUARTERBACK 300-YARD GAMES

#### PLAYER 300-Yard Games

*Peyton Manning	63
Dan Marino	63
Brett Favre	62
*Drew Brees	53
Kurt Warner	52
Dan Fouts	51
Warren Moon	49
<b>*Tom Brady</b>	<b>41</b>
Joe Montana	39

## BRADY HAS 8<sup>TH</sup> GAME WITH 300 YDS AND 4 TDS

Tom Brady had his 8<sup>th</sup> game with 300 yards or more (326) and 4 TDs (and no interceptions) in a win against the Jets (12/6/10) last season. No other quarterback since the 1970 merger has accomplished that feat.

## TOM BRADY'S RECORD AS A STARTER

	Reg. Season	Playoffs	Total
<b>Overall:</b>	<b>120-35</b>	<b>14-5</b>	<b>134-40</b>
Home:.....	67-11	8-2	75-13
Road:.....	53-24	6-3*	59-27*
<b>By Yardage Total</b>			
Less than 200:.....	29-13	3-1	32-14
200-299:.....	56-16	9-3	65-19
300 or more:.....	35-6	2-1	37-7
<b>Other Records</b>			
On Artificial Turf:.....	63-7	4-3	67-10
Temp. Below 40:.....	27-3	8-2	35-5
Thanksgiving or later:.....	45-9	14-5	59-14
Leading at Halftime:.....	94-9	10-2	104-11
Leading after 3 Qtrs:.....	99-6	9-2	108-8
Overtime:.....	7-1	1-0	8-1
Passer rating >100.0:.....	68-4	6-0	74-4

\*-Includes three Super Bowls at neutral sites



# TOM BRADY NEWS & NOTES

## BRADY CONCLUDES 31-GAME HOME WINNING STREAK

Tom Brady set an NFL record for most consecutive home wins as a starting quarterback with his 26<sup>th</sup> straight win in a regular-season home start following the 45-3 win against the Jets (12/06/10) and extended his streak to 31 before it ended with a 24-20 loss against the New York Giants (11/6).

### MOST CONSECUTIVE REGULAR-SEASON HOME GAMES WON AS A STARTING QUARTERBACK:

Player	Team	Years	Streak
<b>Tom Brady</b>	<b>NE</b>	<b>2006-011</b>	<b>31</b>
Brett Favre	GB	1995-98	25
John Elway	DEN	1996-98	22
Bob Griese	MIA	1971-74	20
Randall Cunningham	PHI	1990-94	20

## MOST CAREER TOUCHDOWNS

### MOST TOUCHDOWNS CAREER

(regular season only) Bold indicates active players

Rank	Name	Touchdowns
1.	Brett Favre	508
2.	Dan Marino	420
3.	<b>Peyton Manning</b>	<b>399</b>
4.	Fran Tarkenton	342
5.	John Elway	300
6.	<b>Tom Brady</b>	<b>291</b>
6.	Warren Moon	291
8.	Johnny Unitas	290
	9. Vinny Testaverde	275
10.	Joe Montana	273

## BRADY AT 30 TOUCHDOWNS...AGAIN

Brady enters this week's game with 30 touchdowns. He became the sixth quarterback in NFL history to have 30 or more touchdown passes in at least three seasons.

### MOST SEASONS WITH 30-PLUS TOUCHDOWN PASSES

Brett Favre	9
Peyton Manning	6
Dan Marino	4
Drew Brees	4
<b>Tom Brady</b>	<b>3</b>
Kurt Warner	3

## BRADY REACHED 30 TDS FOR THIRD TIME

Tom Brady reached 30 touchdown passes in 2011. Brady now has three 30-touchdown seasons after throwing for an NFL-leading 36 in 2010 and an NFL-record 50 in 2007. He is one of just 13 NFL players since the 1970 merger to have at least 20 30-touchdown seasons. The only other Patriots quarterback to have a 30-touchdown season was Vito Parilli in 1964 when he led the AFL with 31. It is the fourth time in Patriots history that they have had a quarterback lead the NFL in touchdowns.

## WINNINGEST COACH/QB TANDEM

Bill Belichick and Tom Brady have the best winning percentage among a head coach/starting quarterback tandem since the 1970 merger. The tandem's 120 wins are the most wins by any coach-QB tandem since the 1970 AFL-NFL merger.

### WINNINGEST COACH/QB TANDEMS SINCE 1970

(Regular Season Only – by winning percentage)

Quarterback/Head Coach	Team	W	L	T	Pct.
<b>Tom Brady/Bill Belichick</b>	<b>NE</b>	<b>119</b>	<b>35</b>	<b>0</b>	<b>.774</b>
Ken Stabler/John Madden	OAK	60	19	1	.756
Jim McMahon/Mike Ditka	CHI	46	15	0	.754
Peyton Manning/Tony Dungy	IND	73	24	0	.753

### WINNINGEST COACH/QB TANDEMS SINCE 1970

(Regular Season Only – by victories)

Quarterback/Head Coach	Team	W	L	T	Pct.
<b>Tom Brady/Bill Belichick</b>	<b>NE</b>	<b>120</b>	<b>35</b>	<b>0</b>	<b>.774</b>
Dan Marino/Don Shula	MIA	116	68	0	.630
Terry Bradshaw/Chuck Noll	PIT	107	51	0	.601

## BRADY'S COMEBACKS

Brady has engineered 32 career game-winning performances to lead his team to a victory from a fourth-quarter deficit or tie.

Date	Opp.	Score	in Reg.	Att	Cmp	Yds	TD	Int	Final
10/16/11	DAL	13-16	5:13	9	11	87	1	0	20-16
12/19/10	GB	21-27	13:49	6	5	82	1	0	31-27
10/17/10	BAL	10-20	14:53	24	16	156	1	1	23-20 OT
09/14/09	BUF	13-24	5:32	13	11	112	2	0	25-24
12/29/07 at	NYG	23-28	15:00	12	8	130	1	0	38-35
12/03/07 at	BAL	17-24	14:25	17	7	113	1	0	27-24
11/25/07	PHI	24-28	15:00	16	11	109	0	0	31-28
11/04/07 at	IND	10-20	9:42	10	8	144	2	0	24-20
01/14/07 at	SD*	13-21	8:35	14	9	122	1	1	24-21
12/03/06	DET	13-21	13:07	15	14	101	0	0	28-21
11/26/06	CHI	10-10	14:46	7	6	98	1	0	17-13
11/13/05 at	MIA	15-16	2:53	2	2	76	1	0	23-16
10/30/05	BUF	7-16	10:07	4	4	69	0	0	21-16
10/09/05 at	ATL	28-28	3:52	2	2	17	0	0	31-28
09/25/05 at	PIT	10-13	14:19	12	12	167	0	0	23-20
02/06/05	PHI**	14-14	15:00	4	2	33	0	0	24-21
10/03/04 at	BUF	17-17	15:00	4	2	8	1	0	31-17
02/01/04	CAR**	29-29	1:08	5	4	47	0	0	32-29
01/10/04	TEN*	14-14	15:00	11	6	27	0	0	17-14
11/30/03 at	IND	31-31	10:21	6	3	31	1	0	38-34
11/23/03 at	HST	13-20	3:11	14	10	133	1	0	(ot) 23-20
11/03/03 at	DEN	23-26	2:51	4	5	58	1	0	30-26
10/19/03 at	MIA	13-13	15:00	10	7	147	1	0	(ot) 19-13
10/05/03	TEN	24-27	4:40	1	1	15	0	0	38-30
12/29/02	MIA	13-24	4:59	13	8	69	1	0	(ot) 27-24
11/10/02 at	CHI	19-30	5:16	14	9	116	2	0	33-30
09/22/02	KC	38-38	0:00	5	4	46	0	0	(ot) 41-38
02/03/02	STL**	17-17	1:21	8	5	53	0	0	20-17
01/19/02	OAK*	3-13	15:00	27	20	138	0	0	(ot) 16-13
12/16/01 at	BUF	6-9	5:57	13	9	116	0	0	(ot) 12-9
12/02/01 at	NYJ	14-16	15:00	7	6	56	0	0	17-16
10/14/01	SD	16-26	8:48	18	13	130	1	0	(ot) 29-26

^ Statistics are from the time noted until the end of the game. \* Divisional Playoffs \*\* Super Bowl

## BRADY IN THE POSTSEASON

### NFL ALL-TIME LEADERS / PLAYOFF VICTORIES AS STARTING QUARTERBACK

(Bold indicates active players)

Player	Team(s)	Playoff Wins
Joe Montana	San Fran./K.C.	16
<b>Tom Brady</b>	<b>New England</b>	<b>14</b>
Terry Bradshaw	Pittsburgh	14
John Elway	Denver	14
Brett Favre	Green Bay/Minnesota	12
Troy Aikman	Dallas	11
Roger Staubach	Dallas	11

### QUARTERBACKS WITH THREE OR MORE SUPER BOWL VICTORIES

Quarterback	Team	Wins
Terry Bradshaw	PIT	4
Joe Montana	SF	4
Troy Aikman	DAL	3
<b>Tom Brady</b>	<b>NE</b>	<b>3</b>

### PLAYERS WITH MULTIPLE SUPER BOWL MVP AWARDS

Player	Team	MVPs
Joe Montana	SF	3
Terry Bradshaw	PIT	2
<b>Tom Brady</b>	<b>NE</b>	<b>2</b>
Bart Starr	GB	2

## TOP QB HOME STARTING RECORDS SINCE 1970 MERGER (includes postseason)

Player	Team(s)	W	L	T	Pct.
<b>Tom Brady</b>	<b>NE</b>	<b>75</b>	<b>13</b>	<b>0</b>	<b>.852</b>
Terry Bradshaw	PIT	75	14	0	.843
John Elway	DEN	104	25	0	.806
Steve Young	TB/SF	63	19	0	.768

## BRADY HAD THREE STRAIGHT GAMES WITH 30 COMPLETIONS IN 2011

Brady tied an NFL record with three straight games with 30 completions after completing 32 at Miami (9/12), 31 vs. San Diego (9/18) and 30 at Buffalo (9/25). He shares the record with Drew Brees (2011), Steve Young (1995), Rich Gannon (2002), Kurt Warner (2008) and Peyton Manning (2010). The most 30 completion games Brady has had in a season is five in 2007.



# TOM BRADY NEWS & NOTES

## BRADY NEAR THE TOP SINCE BECOMING THE PATRIOTS STARTER IN 2001

Since taking over as the Patriots starting quarterback in 2001, Tom Brady ranks second with 291 touchdown passes and third with 38,654 passing yards.

### Touchdowns Since 2001

Player	Team	Years	TDs
Peyton Manning	IND	2001-11	314
<b>Tom Brady</b>	<b>NE</b>	<b>2001-11</b>	<b>291</b>
Drew Brees	SD/NO	2001-11	265
Brett Favre	GB/NYJ/MIN	2001-10	253
Donovan McNabb	PHI/WAS/MIN	2001-11	205

### Passing Yards Since 2001

Player	Team	Years	Passing Yards
Peyton Manning	IND	2001-11	42,541
Drew Brees	SD/NO	2001-11	39,297
<b>Tom Brady</b>	<b>NE</b>	<b>2001-11</b>	<b>38,654</b>
Brett Favre	GB/NYJ/MIN	2001-10	37,132
Donovan McNabb	PHI/WAS/MIN	2001-11	32,963

## TOM BRADY EARNS 19TH AFC OFFENSIVE PLAYER OF THE WEEK AWARD

Tom Brady was named the AFC Offensive Player of the Week after throwing for 517 yards and four touchdowns, including a 99-yard touchdown pass to Wes Welker in Week 1 at Miami (9/12/11) and in Week 2 after a 423-yard effort with three touchdowns vs. San Diego (9/28/11). Brady has the second-most Player of the Week awards earned by a player since the accolade was instituted in 1984. He is the first player to earn AFC Offensive Player of the Week honors in back-to-back weeks to open a season. He joins Panthers kicker John Kasey (Special Teams, 1996) as the only players to garner consecutive Player of the Week laurels in Week 1 and Week 2 of the same year.

## THE PLAYERS WITH THE MOST CAREER PLAYER OF THE WEEK AWARDS

Player	Career	Team	POW Awards
Peyton Manning	1998-present	Colts	21
<b>Tom Brady</b>	<b>2000-present</b>	<b>Patriots</b>	<b>19</b>
Dan Marino	1983-1999	Dolphins	18
Brett Favre	1991-present	Packers, Jets, Vikings	16
John Elway	1983-1998	Broncos	15

## BRADY SETS NFL RECORD FOR MOST PASS ATTEMPTS WITHOUT AN INTERCEPTION

Tom Brady extended his streak to 358 consecutive regular season pass attempts without an interception in the season-opener before throwing his first interception since Oct. 17, 2010 in the Miami game (9/12). Brady eclipsed Bernie Kosar's record of 308 pass attempts on Dec. 26, 2010 at Buffalo.

### MOST CONSECUTIVE PASS ATTEMPTS WITHOUT AN INTERCEPTION

<b>358</b>	<b>Tom Brady (Patriots)</b>	<b>2010-11</b>
308	Bernie Kosar (Cleveland)	1990-91
294	Bart Starr (Green Bay)	1964-65
279	Jeff George (IND/ATL)	1993-94
277	Rich Gannon (Oakland)	2001
271	Jason Campbell (Washington)	2007-08

## BRADY HAD 11 STRAIGHT STARTS WITHOUT AN INTERCEPTION

Brady finished the 2010 season with 11 straight starts without an interception. That is the most consecutive starts without an interception in the NFL since the 1970 merger. The previous best was nine straight starts by Jason Campbell (2007-08) and Bernie Kosar (1991).

## BRADY IS PATRIOTS ALL-TIME LEADING PASSER

Tom Brady passed Drew Bledsoe in 2009 to become the Patriots all-time passing yardage leader and currently has 38,660 career passing yards.

### PATRIOTS ALL-TIME LEADING PASSERS

Player	YEARS	ATT	COMP	YARDS
<b>Tom Brady</b>	<b>2000-11</b>	<b>5,169</b>	<b>3,302</b>	<b>38,660</b>
Drew Bledsoe	1993-01	4,518	2,544	29,657
Steve Grogan	1975-90	3,593	1,879	26,886

## BRADY SETS NFL RECORD WITH AT LEAST TWO TOUCHDOWNS AND NO INTERCEPTIONS IN NINE STRAIGHT GAMES

Quarterback Tom Brady set an NFL record by throwing at least two touchdowns without an interception in each of the final nine games of the 2010 season. Brady passed Don Meredith's previous record of six straight games with two or more touchdowns and no interceptions (1965-66).

## BRADY LED NFL WITH 36 TDS IN 2010

Tom Brady finished with an NFL-leading 36 touchdown passes and a 9.0 TD/INT ratio.

### NFL Passing Touchdowns

Rank	Player	Passing TD	INT
<b>1</b>	<b>Tom Brady (NE)</b>	<b>36</b>	<b>4</b>
2	Drew Brees (NO)	33	22
3	Peyton Manning (IND)	33	17
4t	Eli Manning (NYG)	31	25
4t	Philip Rivers (SD)	30	13

## BRADY REACHES 3,000 YARDS IN 2011

Brady entered the Jets game on Nov. 13 with 2,703 yards and added 329 to set the NFL record for most yards through a team's first nine games with 3,032 yards. Brady joins Drew Brees (2011) as the only players to reach 3,000 yards passing in the first nine games of a season. It is Brady's ninth career 3,000-yard season.

### Most passing yards through a team's first nine games of a season

Player	Team	Year	Passing Yards
<b>Tom Brady</b>	<b>Patriots</b>	<b>2011</b>	<b>3,032</b>
Drew Brees	Saints	2011	3,004
Phillip Rivers	Chargers	2010	2,944
Rich Gannon	Raiders	2002	2,898
Dan Fouts	Chargers	1982	2,883
Peyton Manning	Colts	2009	2,872

## BRADY HAS SECOND MOST PASSING YARDS IN NFL HISTORY THROUGH TEN GAMES

Brady finished the game against Kansas City on Nov. 21 with 3,266 yards passing, a total that is the second highest in NFL history through a season's first 10 games, trailing only Drew Brees' 2011 total of 3,326 yards.

### MOST PASSING YARDS THROUGH FIRST 10 GAMES

Player	Team	Year	Yards
Drew Brees	Saints	2011	3,326
<b>Tom Brady</b>	<b>Patriots</b>	<b>2011</b>	<b>3,266</b>
Drew Brees	Saints	2008	3,251

## BRADY HAD 423 YARDS AS A FOLLOW-UP TO HIS 517 YARD PERFORMANCE IN MIAMI

In the season opener in Miami (9/12), Brady threw for 517 yards, becoming one of 11 passers in NFL history to break the 500-yard mark. In Week 2 against San Diego (9/18), Brady became the first of those 11 500-yard passers to follow up his 500-yard performance by throwing for 400 or more yards. Before Brady's performance against the Chargers, only Drew Brees (2006) had followed-up a 500-yard game with 300 or more passing yards.

## BRADY ON GOOD PACE IN 2011

Brady is on pace to finish the season with an NFL-record 5,221 passing yards with 3,916 so far in 2011. Only two NFL players have thrown for 5,000 or more yards in a season with Dan Marino's NFL record 5,084 in 1984 and Drew Brees' 5,069 in 2008. The most yards Brady has ever thrown in a season is 4,806 in 2007. After 12 games, Marino had 3,678 yards in 1984 and Brees had 3,870 after 12 games in 2008 during their 5,000-yard seasons.

### Most Passing Yards in a season

5,084	Dan Marino, Miami in 1984
5,069	Drew Brees, New Orleans in 2008
4,830	Kurt Warner, St. Louis in 2001



# PATRIOTS OFFENSIVE NOTES

## BRADY ON GOOD PACE PART 2

Brady has 30 touchdown passes through 12 games and is on pace for 40 touchdown passes. Brady has led the league in touchdowns passes three times in his career and can tie Len Dawson, Brett Favre, Johnny Unitas and Steve Young (4) for the most seasons leading the league in touchdown passes. Last season, Brady led the NFL with 36 touchdowns. He also led the NFL with a record 50 touchdowns in 2007 and 28 in 2002. If Brady reaches 40 touchdowns he will be just the second player in NFL history to have two seasons with 40 or more touchdowns. Dan Marino had 48 touchdowns in 1984 and 44 in 1986.

## BRADY IS ONE OF SEVEN TO THROW FOR CONSECUTIVE 400 YARD GAMES

Brady is one of just seven NFL quarterbacks to have back-to-back games with 400 or more passing yards.

### NFL RECORD FOR MOST CONSECUTIVE 400 OR MORE YARDS PASSING 2 Tom Brady, 2011

- 2 Cam Newton, Carolina, 2011
- 2 Matt Cassel, New England, 2008
- 2 Billy Volek, Tennessee, 2004
- 2 Phil Simms, N.Y. Giants, 1985
- 2 Dan Marino, Miami, 1984
- 2 Dan Fouts, San Diego, 1982

## CLASS OF 2000

Tom Brady was the seventh quarterback selected in the 2000 NFL Draft, by the Patriots in the sixth round with the 199<sup>th</sup> overall pick.

### Quarterbacks taken in the 2000 NFL Draft

Rd	Pk	Player	Taken By
1	18	Chad Pennington	NY Jets
3	65	Giovanni Carmazzi	San Francisco
5	163	Tee Martin	Pittsburgh
6	168	Marc Bulger	New Orleans
6	183	Spergon Wynn	Cleveland
6	199	Tom Brady	New England

## DEION BRANCH RETURNED TO THE PATRIOTS

Deion Branch was acquired by the Patriots in a trade with Seattle on Oct. 12, 2010. Originally a second-round pick of the Patriots in 2002, Branch was traded to Seattle in 2006 for a first round pick (Brandon Meriweather). Branch returned to a team that he helped win two Super Bowls. Branch was awarded the Pete Rozelle Trophy as the Most Valuable Player of Super Bowl XXXIX. His 11 receptions in the game tied the Super Bowl record, also achieved by Jerry Rice, Dan Ross and Wes Welker. On the day of Super Bowl XXXIX, Deion called a dozen of his former football coaches to thank them for the support that they gave him throughout his high school, junior college and college careers. Hours after talking to his coaches, he tied the Super Bowl record with 11 receptions and was named MVP of the game. Branch has turned in his biggest performances on the greatest stage in sports, leading all receivers in Super Bowls XXXVIII and XXXIX. He recorded a combined 21 receptions in the two games and owns two of the top seven receiving performances in Super Bowl history. His career reception total in the Super Bowl ranks third all-time, trailing only Jerry Rice (33) and Andre Reed (27).

## DEION BRANCH GOES OVER 100 YARDS

Deion Branch registered his 11<sup>th</sup> career 100-yard game and the eighth as a member of the Patriots after finishing with 125 yards on six receptions at Philadelphia (11/27). It is his second 100-yard game of 2011. He had eight receptions for 129 yards vs. San Diego (9/18), Branch's 129 yards against San Diego pushed him over 6,000 career receiving yards.

## DAN CONNOLLY HAS THE LONGEST KICKOFF RETURN EVER BY AN OFFENSIVE LINEMAN

Dan Connolly was named AFC Special Teams Player of the Week after he returned a kickoff 71 yards to the 4-yard line in the second quarter of the Patriots win vs. Green Bay on Dec. 19, 2010. According to the Elias Sports Bureau, it is the longest kickoff return by an offensive lineman in NFL history. The run by Connolly topped the 48-yard touchdown return by Atlanta's Mal Snider in 1969. The previous longest kickoff return for a Patriots offensive lineman was a 27-yard return by G Stephen Neal on Nov. 30, 2008 vs. Pittsburgh. Connolly's previous best was a 16-yard return vs. Miami on Nov. 8, 2009. Connolly's return set up a 2-yard touchdown pass from Tom Brady to Aaron Hernandez that cut the Packers' lead to 17-14. Joked T Matt Light, "Dan Connolly has the best average for a kickoff returner in the NFL. I couldn't believe it when I was watching it. But you put the ball in the hands of an offensive lineman, and, well, naturally [what Connolly did] is not a real shocker."

## JULIAN EDELMAN SETS FRANCHISE RECORD WITH A 94-YARD PUNT RETURN FOR A TOUCHDOWN

WR Julian Edelman set a franchise record with a 94-yard punt return for a touchdown in the second quarter vs. Miami (01/02/11). The Patriots' previous longest punt return was an 89-yard touchdown return by Mike Haynes vs. Buffalo on Nov. 7, 1976. Edelman returned his second career punt for a touchdown vs. Kansas City on Nov. 21, 2011 with a 72-yard return. He is the fourth Patriots player with two or more punt returns for a touchdown. He was named AFC Special Teams Player of the Week for his performance against Kansas City.

### Most Punt Return Touchdowns/Patriots Career

- 3 Troy Brown
- 3 Irving Fryar
- 2 Julian Edelman
- 2 Mike Haynes

## EDELMAN SETS PATRIOTS RECORD FOR BEST PUNT RETURN AVERAGE IN A SEASON

Edelman set a franchise record for the best punt return average in a single season with a 15.3-yard punt return average in 2010. The previous best was a 14.8 punt return average by Mack Herron in 1974. Edelman led the AFC and finished second in the NFL with a 15.3 punt return average. Chicago's Devin Hester led the NFL with a 17.1-yard average.

### Patriots Best Punt Return Average/Season

Player	Punt Rt Avg.	Year
Julian Edelman	15.3	2010
Mack Herron	14.8	1974
Troy Brown	14.2	2001

## EDELMAN HAS HIGHEST PUNT RETURN AVERAGE IN TEAM HISTORY

Edelman has returned 48 punts for 635 yards during his Patriots' career and leads the franchise with a 13.2-yard average.

### HIGHEST PUNT RETURN AVERAGE, PATRIOTS CAREER (20 Returns)

Player	Punt Rt Avg.	Year
Julian Edelman	13.2	2009-11(48-635)
Mack Herron	12.0	1973-75 (74-888)
Carl Garrett	11.3	1969-72 (43-487)
Wes Welker	10.6	2007-11 (89-942)

## EDELMAN GOES FROM STANDOUT QB TO WR

Edelman began his college football career with a year at the College of San Mateo (Calif.) before transferring to Kent State where as a senior he completed 56% of his passes (153 of 275 passes for 1,820 yards) with 13 touchdowns. He was also the leading rusher, gaining 1,551 yards on 215 attempts (an average of 7.5 yards per carry) and scoring 13 touchdowns. His offensive numbers broke Kent State's single-season record for total offense set by Joshua Cribbs in 2003.



# PATRIOTS OFFENSIVE NOTES

## EDELMAN GOES ON DEFENSE

Late in the fourth quarter of the Patriots' 37-16 win at the Jets (11/13), Edelman was pressed into service on defense and registered his first NFL tackle when he laid a hard hit on RB LaDainian Tomlinson.

## KEVIN FAULK IS HIGH ON THE CHARTS

Kevin Faulk has filled various roles since joining the team in 1999. He is the Patriots all-time leader in all-purpose yards with 12,325 and kickoff return yards (4,098) and is the Patriots' all-time leading return specialist, totaling 5,030 combined yards. He ranks fifth in rushing (3,595), fifth in receptions (430), 11th in pass receiving yards (3,700) and 21<sup>st</sup> in scoring (200). Faulk owns the longest non-touchdown kickoff return in team history when he covered 95 yards on a return against the New York Jets (11/15/99).



### PATRIOTS LEADERS / ALL-PURPOSE YARDS ALL-TIME

Player	Years	ALL-PURPOSE YARDS
<b>Kevin Faulk</b>	<b>2001-11</b>	<b>12,325</b>
Stanley Morgan	1977-89	11,468
Troy Brown	2001-07	11,053
Irving Fryar	1984-92	8,184

He is one of just six NFL players this past decade to total 3,000 rushing yards and 3,000 receiving yards. (Tiki Barber, Brian Westbrook, Marshall Faulk, Michael Pittman and LaDainian Tomlinson).

## FAULK IS THIRD ON ALL-TIME YARDS FROM SCRIMMAGE

Faulk is third on the Patriots all-time list with 7,295 yards from scrimmage.

### PATRIOTS LEADERS / YDS FROM SCRIMMAGE ALL-TIME

Player	Years	Rush-Yd	Rec.-Yd	Yd/Scrim.
Stanley Morgan	1977-1989	21-127	534-10352	10479
Sam Cunningham	1973-1982	1385-5453	210-1905	7358
<b>Kevin Faulk</b>	<b>1999-11</b>	<b>860-3595</b>	<b>430-3700</b>	<b>7295</b>
Tony Collins	1981-1987	1191-4647	261-2356	7003

Faulk has more total yards from scrimmage than any other Patriots player since 2001. Faulk has totaled 5,935 yards from scrimmage (2,798 rushing and 3,137 receiving).

## FAULK: FRANCHISE RB RECEPTIONS LEADER

Faulk is the Patriots' all-time leader in receptions by a running back, totaling 430 career receptions. His receiving total ranks fifth on the Patriots' overall receptions list. He is one of 26 running backs in NFL history to reach 400 receptions.

### RECEPTIONS BY PATRIOTS RUNNING BACKS

Player	Years	Rec.
<b>Kevin Faulk</b>	<b>1999-2011</b>	<b>430</b>
Tony Collins	1981-87	261
Sam Cunningham	1973-79, 1981-82	210
Larry Garron	1960-68	185

### ACTIVE NFL RB RECEIVING LEADERS

Rk	Player	Years	Rec.Yards.
1	LaDainian Tomlinson (SD/NYJ)	2001-2011	4,651
2	<b>Kevin Faulk (New England)</b>	<b>1999-2011</b>	<b>3,700</b>

## BENJARVUS GREEN-ELLIS IS HIGH ON THE TOUCHDOWN LIST SINCE 2010

Since the beginning of the 2010 season, RB BenJarvus Green-Ellis has 21 touchdown runs. Green-Ellis' total of 21 touchdowns since the beginning of 2010 are tied for the third most in the NFL.

### Most Rushing Touchdowns Since 2010

Player	Touchdowns
Adrian Peterson (Minnesota)	23
Arian Foster (Houston)	23
<b>BenJarvus Green-Ellis</b>	<b>21</b>
Rashard Mendenhall (Pitt.)	21
Michael Turner (Atlanta)	20

## GREEN-ELLIS MOVES INTO 7<sup>TH</sup> PLACE ON THE PATRIOTS ALL-TIME LIST WITH 2 TD AGAINST PHILADELPHIA

RB BenJarvus Green-Ellis had two rushing touchdowns against at Philadelphia (11/27) to move past Don Calhoun (23) into 7<sup>th</sup> place on the Patriots all-time rushing list. He now has 26 career touchdowns. Curtis Martin and Tony Collins are next on the list with 32 touchdowns. Green-Ellis is the 10th player in Patriots history to record 20 or more touchdowns in a New England uniform.

## GREEN-ELLIS IS NEARING BACK-TO-BACK 10 TOUCHDOWN SEASONS

Green-Ellis had 13 rushing touchdowns in 2010, the third highest total by a Patriots player, trailing only two 14-touchdown seasons by Curtis Martin (1995 and 1996). Corey Dillon also had a 13-touchdown season in 2006. Green-Ellis is the first undrafted rookie to score 10 or more rushing touchdowns in a season for the Patriots. He is the eighth player in team history to record double digit rushing touchdowns in a season. He enters this week's game with eight rushing touchdowns. He can become the third running back in team history with back-to-back 10-plus touchdown seasons. Corey Dillon with three straight (2004-06) and Curtis Martin (1995-96) are the others.

## GREEN-ELLIS' 13 TOUCHDOWNS IN 2010 TIED FOR FOURTH-BEST IN TEAM HISTORY

Green-Ellis' 13 touchdowns overall are tied for the fourth most overall in team history.

### MOST OVERALL TOUCHDOWNS IN A SEASON / PATRIOTS HISTORY

Player	Touchdowns	Year
Randy Moss (23 receiving)	23	2007
Curtis Martin (14 rushing, 3 receiving)	17	1996
Curtis Martin (14 rushing, 1 receiving)	15	1995
<b>BenJarvus Green-Ellis (13 rushing)</b>	<b>13</b>	<b>2010</b>
Randy Moss (13 receiving)	13	2009
Corey Dillon (13 rushing)	13	2006
Corey Dillon (12 rushing, 1 receiving)	13	2005
Corey Dillon (12 rushing, 1 receiving)	13	2004
Steve Grogan (12 rushing, 1 fumble)	13	1976
Stanley Morgan (12 receiving, 1 return)	13	1979
Antowain Smith (12 rushing, 1 rec.)	13	2001

## BENJARVUS GREEN-ELLIS – THE LAW FIRM

BenJarvus Green-Ellis earned the nickname the Law Firm from his Patriots teammates because of his multi-part name. He was signed by the Patriots as an undrafted free agent in 2008 out of the University of Mississippi. As a rookie, he recorded touchdowns in four straight games after being called up from the practice squad in October. His knack for finding the end zone has continued last season as he reached the end zone a career-high 13 times, including his first 2-touchdown performance vs. Minnesota (10/31). Green-Ellis also had a 112-yard rushing performance against the Vikings with 62 yards on the Patriots' final fourth quarter touchdown drive that extended a 3-point lead to a 10-point cushion in a 28-18 victory. Green-Ellis recalls the first time he heard the nickname "The Law Firm" -- it was on ESPN -- and joked that if he's the Law Firm that makes Patriots coach Bill Belichick the Supreme Court, and Robert Kraft the owner of the entire court.

## TIGHT ENDS MADE AN IMPACT IN 2010 AND CONTINUE TO GO STRONG IN 2011


Rob Gronkowski finished first among all rookie tight ends with 10 touchdown catches, while Aaron Hernandez ranked second with six in 2010 as rookies. Gronkowski and Hernandez are the first pair of rookie tight end teammates with at least five TD receptions in the same season in NFL history. Gronkowski has 13 touchdowns in 2011, while Hernandez has five. The tandem has totaled 18 touchdown receptions through 12 games this season, comprising more than half of Tom Brady's total of 30 scoring tosses. It is the first time in NFL history a tight end tandem has had five or more touchdowns in consecutive seasons.



# PATRIOTS OFFENSIVE NOTES

## GRONKOWSKI ON PACE TO SET PATRIOTS RECORD

Rob Gronkowski has 928 receiving yards on 65 receptions in 2011 and is on pace to finish with 87 receptions for 1,237 yards. The Patriots record for most receiving yards by a tight end is 1,174 by Ben Coates in 1994. The Patriots record for most receptions by a tight end is 96 by Coates in 1994. If Gronkowski reaches 1,000 yards it will be the 29<sup>th</sup> time in NFL history that a tight end has finished with 1,000 yards.



### Most Receiving Yards by a Patriots Tight End

Player	Yards	Year
Ben Coates	1,174	1994
Ben Coates	915	1995
Marv Cook	808	1991
Don Hasselbeck	808	1981

### Most Receptions by a Patriots Tight End

Player	Rec.	Year
Ben Coates	96	1994
Ben Coates	84	1995

Gronkowski's 2011 pace would land him with the 4th most receiving yards by a tight end in NFL history.

### Most Receiving Yards by Tight End in the NFL

Player	Yards	Year
Kellen Winslow (SD)	1,290	1980
Tony Gonzalez (KC)	1,258	2004
Todd Christiansen (Raiders)	1,247	1983
Jackie Smith (STL)	1,205	1967
Tony Gonzalez (KC)	1,203	2000
Pete Retzlaff (PHI)	1,190	1965
Ben Coates (NE)	1,174	1994

## GRONKOWSKI SETS MARK FOR OVERALL TOUCHDOWNS BY A TIGHT END; TIES ALL-TIME TIGHT END TOUCHDOWN RECEPTION MARK

Gronkowski added his 12th and 13th touchdown receptions of the season vs. Indianapolis (12/4) with an 11-yard score in the second quarter and a 21-yard touchdown in the third quarter to tie the NFL record for most touchdown receptions by a tight end. Vernon Davis (SF in 2009) and Antonio Gates (SD in 2004) also had 13 touchdown catches in a season. Including Gronkowski's 2-yard touchdown on a lateral in the third quarter (his third score of the day), Gronkowski has 14 total touchdowns this season – the highest number of combined touchdowns by a tight end in NFL history.

### MOST TOTAL TDs BY A TIGHT END IN A SINGLE NFL SEASON

TDs	Player	Team	Year	Notes
14	Rob Gronkowski	NE	2011	(13 pass, 1 rush)
13	Vernon Davis	SF	2009	(13 pass)
13	Antonio Gates	SD	2004	(13 pass)

### MOST TD RECEPTIONS BY A TIGHT END IN A SINGLE NFL SEASON

TDs	Player	Team	Year
13	Rob Gronkowski	NE	2011
13	Vernon Davis	SF	2009
13	Antonio Gates	SD	2004

## GRONKOWSKI BECOMES FIRST PATRIOTS TIGHT END TO RECORD A RUSHING TOUCHDOWN

Gronkowski scored a 2-yard touchdown on a lateral from Tom Brady in the third quarter vs. Indianapolis (12/4), becoming the first tight end in Patriots history to score a rushing touchdown. Gronkowski is the first NFL tight end to score a rushing touchdown since Tennessee's Bo Scaife had a 31-yard scoring run against Baltimore on Nov. 12, 2006. He is the first tight end since the 1970 merger to have two receiving touchdowns and a rushing touchdown in the same game.

## BACK-TO-BACK 10 TOUCHDOWN SEASONS

Gronkowski set a Patriots record with 10 touchdowns in 2010 and broke that record with his 11<sup>th</sup> touchdown reception at Philadelphia on Nov. 27. With back-to-back 10 touchdown seasons, Gronkowski is the second Patriots player to have back-to-back seasons with 10 or more touchdown reception seasons. Randy Moss had three straight from 2007-09. It is the fourth time in team history a player has had back-to-back 10-plus touchdown seasons overall, including Curtis Martin who had back-to-back seasons with 10-plus rushing touchdowns and Corey Dillon, who had three straight 10-plus touchdown rushing seasons.

### CONSECUTIVE 10-PLUS TOUCHDOWN SEASONS / PATRIOTS HISTORY

3 Randy Moss – 2007, 2008, 2009  
3 Corey Dillon – 2004, 2005, 2006

### 2 Rob Gronkowski - 2010, 2011

2 Curtis Martin – 1995, 1996

### MOST 10-PLUS TOUCHDOWN SEASONS / PATRIOTS HISTORY

3 Randy Moss – 2007, 2008, 2009  
3 Corey Dillon – 2004, 2005, 2006

### 2 Rob Gronkowski – 2001, 2011

2 Curtis Martin – 1995, 1996

2 Stanley Morgan – 1979, 1986

## GRONKOWSKI IS SECOND TIGHT END IN NFL HISTORY WITH BACK-TO-BACK 10-PLUS TD SEASONS

Gronkowski is the second tight end ever to have back to back 10-plus touchdown seasons, joining Antonio Gates (2004-05).

### CONSECUTIVE 10-PLUS TD SEASON BY A TE /NFL HISTORY

Rob Gronkowski 10 in 2010 and 13 in 2011

Antonio Gates 13 in 2004 and 10 in 2005

## GRONKOWSKI REACHED 20 TDS IN FEWEST GAMES AMONG TEs IN NFL HISTORY

With his two touchdowns vs. Kansas City (11/21), Gronkowski reached the 20 touchdown mark in just 26 career games, the fewest games among tight ends in NFL history.

### THE TIGHT ENDS TO REACH 20 TOUCHDOWN RECEPTIONS IN THE FEWEST GAMES

Player	Team	Games to 20 TD catches
Rob Gronkowski	Patriots	26
Mike Ditka	Chicago	31
Kellen Winslow	San Diego	35
Antonio Gates	San Diego	37

## GRONKOWSKI THIRD ON PATRIOTS LIST FOR TOUCHDOWNS BY A TIGHT END

Most Receiving Touchdowns by a Patriots Tight End

Player	TD	Years
Ben Coates	50	1991-99
Russ Francis	28	1975-88
Rob Gronkowski	23	2010-Present
Ben Watson	20	2004-09

## GRONKOWSKI HAS HIS SEVENTH GAME WITH 2 OR MORE TOUCHDOWNS

Gronkowski scored three touchdowns vs. Indianapolis (12/4) with two receiving and his first rushing touchdowns. It is his seventh game overall with two or more touchdowns and his fifth two-touchdown game of the 2011 season. It is his second three-touchdown game of his career. He had a career-high three touchdown receptions at Pittsburgh (11/14/10).

### MOST TOUCHDOWN CATCHES IN A SEASON BY A PATRIOTS TIGHT END

Player	Year	Rec	Yds	Avg	Lg	TD
Rob Gronkowski	2011	65	928	14.3	52t	13
Rob Gronkowski	2010	42	546	13	28	10
Ben Coates	1996	62	682	11	84t	9





# PATRIOTS OFFENSIVE NOTES

## GRONKOWSKI LEADS ALL TIGHT ENDS WITH 23 SINCE 2010

Gronkowski has 23 touchdowns since the start of the 2010 season, the most among all NFL tight ends during that time.

### Most Touchdowns by a Tight End Since 2010

#### Player Touchdowns

**Rob Gronkowski 23**

Jason Witten 14

Antonio Gates 14

### Most Touchdown Receptions Since 2010

#### Player Touchdowns

Calvin Johnson 24

**Rob Gronkowski 23**

Greg Jennings 21

Dwayne Bowe 19

## AARON HERNANDEZ LEARNS FROM HIS BROTHER

The relationship between Aaron Hernandez and his older brother D.J. has taken on many roles over the years: sibling, teammate, role model and surrogate father. They played high school football together – D.J. the star senior quarterback and Aaron, the athletic but not quite ready freshman. When their father passed away when Aaron was 17, he relied on his brother even more. "I just followed my brother's footsteps," he told the Providence Journal. "I just tried to follow his work ethic because he did everything the right way. He was always successful." D.J., now the quarterbacks coach at Brown, has tried to instill hard work and perseverance in his younger brother. It's paying off, as Aaron started last season as the youngest active player on an NFL roster and continues to thrive in the Patriots offense.

## HERNANDEZ HAS CAREER DAY IN 2011 OPENER

TE Aaron Hernandez had a career day with seven receptions for 103 receiving yards for his second NFL 100-yard game at Miami (9/12). He had 101 yards at the New York Jets on Sept. 19, 2010.

## HERNANDEZ SETS CAREER HIGH WITH EIGHT CATCHES VS. DALLAS

Hernandez caught eight passes for 68 yards and a game-winning touchdown against Dallas (10/16). Hernandez's eight receptions set a new career high. He previously had seven receptions against Miami (9/12/11) and against San Diego (9/18/11).

## CHAD OCHOCINCO NAME CHANGE

Chad Ochocinco was acquired by the Patriots in a trade with Cincinnati on July 29, 2011. He played as Chad Johnson for the first seven years of his Bengals career. He legally changed his last name to Ochocinco prior to the 2008 season. Upon joining the Patriots, TE Aaron Hernandez switched his jersey number from 85 to 81 to accommodate Ochocinco. Said Ochocinco on getting number 85 from Hernandez: "Nothing [exchanged]. It was Mr. Hernandez's way of greeting me here. He gave me the number, I didn't have to pay anything. I just shook his hand and said, 'Thank you.'"

## OCHOCINCO NEARS 11,000 YARDS

Ochocinco is 26<sup>th</sup> on the NFL's all-time list with 10,996 receiving yards. He needs four yards to the 26<sup>th</sup> player to reach 11,000 yards.

## 2011 FIRST ROUND PICK NATE SOLDER

It only took a day for Nate Solder to decide to change from his lifelong position of tight end to tackle after playing his freshman year at Colorado as a tight end. "My coaches came to me and said, 'You'd be an all right tight end, but you'd be an even better tackle,'" he told the Boston Globe. "I've always wanted to be great, so that's why I moved to tackle." He added over 30 pounds after his redshirt freshman season and was named the team's starting left tackle. He played in 2,540 of 2,542 offensive plays over the next three seasons at Colorado and has been an immediate contributor on the Patriots offensive line at right tackle. He's even had the chance to return to his tight end roots, occasionally filling in as the third tight end in short-yardage situations.

## MATTHEW SLATER: LIKE FATHER LIKE SON

Matthew Slater, drafted in 2008, is one of six sons of Hall of Fame members to be drafted in NFL history.

### HALL OF FAME FATHERS WITH SONS DRAFTED IN THE NFL

Jackie Slater (class of 2001) – son, Matthew Slater (NE)

Howie Long (class of 2000) – son, Chris Long (STL)

Bobby Bell (class of 1983) – son, Bobby Bell (NYJ)

Tony Dorsett (class of 1994) – son, Anthony Dorsett (HOU)

Bob Griese (class of 1990) – son, Brian Griese (DEN)

Kellen Winslow (class of 1995) – son, Kellen Winslow (CLE)

## GREETINGS FROM KAARST, GERMANY: SEBASTIAN VOLLMER MAKES HIS MARK

A native of Kaarst, Germany, Vollmer did not begin playing football until the age of 14 when he started playing for the Dusseldorf club team. Vollmer helped lead his German prep school team to two national football championships. His early football success landed him an appearance in the 2004 Global Junior Championships in San Diego, which led him to a scholarship at Houston. He spoke almost no English when he signed with Houston, but he became fluent in the language as he developed from a 250-pound tight end into a 315-pound lineman who started his final 25 games at tackle for the Cougars. Vollmer's collegiate career created interest from the NFL where the Patriots drafted him in the second round of the 2009 draft. Nicknamed Seabass, during his playing days at Houston. The nickname has carried over to the NFL.

## WATERS BEGAN HIS CAREER AS A TIGHT END

Despite going to five Pro Bowls as a guard, there was a time when even Brian Waters didn't know his position. He played tight end for three years in college at North Texas before becoming the team's starting defensive end, backup tight end and fill-in fullback as a senior. He was signed by Dallas as a rookie free agent tight end in 1999 but did not make the team. He was signed by Kansas City the following winter and was sent to the Berlin Thunder of NFL Europe as an offensive lineman. Waters returned to the NFL in 2000, making the Kansas City roster as an offensive lineman. Now with the Patriots, it's clear how Waters carved out a permanent position for himself in the NFL. Said Bill Belichick, "Every time I go by his locker he's studying his game plan. Very professional. I've really been impressed with not only the way he's performed, but just the way he's gone about his job. He adds a lot of quiet leadership."

## DANNY WOODHEAD HAS HIGHEST RUSHING AVERAGE

Danny Woodhead's career average of 5.142 is the best ever in franchise history among any players with at least 100 rushing attempts.

### PATRIOTS ALL-TIME LEADERS / RUSHING AVERAGE (Minimum 100 Attempts)

Name	Years	Att	Yds	Avg.	TD
<b>Danny Woodhead</b>	<b>2010-11</b>	<b>154</b>	<b>792</b>	<b>5.142</b>	<b>5</b>
Jim Plunkett	1971-75	159	817	5.138	9
Steve Grogan	1975-90	445	2176	4.890	35
Robert Weathers	1982-86	159	733	4.610	4
Sammy Morris	2007-10	334	1486	4.449	12
<b>BenJarvus Green-Ellis</b>	<b>2008-11</b>	<b>459</b>	<b>1922</b>	<b>4.187</b>	<b>25</b>

## WOODHEAD GOES FROM DIVISION II TO THE NFL

Danny Woodhead was a standout at Division II Chadron State in Nebraska. He averaged 178.9 yards per game and totaled 101 rushing touchdowns during his collegiate career. Woodhead's outstanding junior and senior seasons earned him two Harlon Hill Trophies, the Division II equivalent to the Heisman Trophy. He is one of just three players to ever win two or more Harlon Hill Trophies, joining Texas A&M University-Kingsville running back Johnny Bailey, who won it three times (1987-89) before playing six seasons in the NFL for the Bears, Cardinals, and Rams. Valdosta State University's Dusty Bonner was the only other player to win the Harlon Hill Trophy multiple times (2000 and 2001). Cincinnati Bengals running back Bernard Scott (2008—Abilene Christian) joins Woodhead as active NFL running backs who have won the award.



# WR Wes Welker News & Notes

## WELKER LEADS NFL IN RECEPTIONS SINCE 2007

Wes Welker leads the NFL with 525 receptions since the start of 2007. He is the first player to reach 300 receptions in his first 40 games with a new team. Welker is leading the NFL in 2011 with 93 receptions for 1,253 yards.



### 2007-PRESENT NFL REC. LEADERS

Player	Team	Rec.	Yds	TD
<b>Wes Welker</b>	<b>NE</b>	<b>525</b>	<b>5,789</b>	<b>30</b>
Brandon Marshall	DEN/MIA	456	5,634	29
Reggie Wayne	IND	449	5,981	34

## WELKER REACHES 1,000 YARDS FOR A PATRIOTS RECORD FOURTH TIME

Welker reached 1,000 yards for the fourth time as a member of the Patriots in the win at the New York Jets on Nov. 13, 2011. He now has 1,253 yards through 12 games. The four 1,000-yard seasons are the most by a Patriots receiver. Welker was tied with Randy Moss and Stanley Morgan with three 1,000-yard seasons.

### MOST 1,000-YARD RECEIVING SEASONS IN PATRIOTS HISTORY

#### 4 Wes Welker (2007-09, 11)

3 Randy Moss (2007-10)

3 Stanley Morgan 1977-89)

## EIGHTH TIME IN NFL HISTORY A PLAYER REACHES 1,000 YARDS IN THE NINTH GAME

Welker reached 1,000 yards in the ninth game of the season. It is an accomplishment that has happened just eight times in NFL history since the merger and for the first time since Torry Holt accomplished the feat with St. Louis in 2003. Isaac Bruce accomplished the feat two times. All eight times the accomplishment was reached in the ninth game of the season.

### PLAYERS WHO REACHED 1,000 RECEIVING YARDS BY TEAMS NINTH GAME OF THE SEASON

Player	Team	Year
<b>Wes Welker</b>	<b>Patriots</b>	<b>2011</b>
Torry Holt	St. Louis	2003
Isaac Bruce	St. Louis	2000
Marvin Harrison	Indianapolis	2000
Isaac Bruce	St. Louis	1995
Michael Irvin	Dallas	1995
Jerry Rice	San Francisco	1990
Wes Chandler	San Diego	1982

## WELKER BECOMES THIRD PATRIOT TO RECORD 500 RECEPTIONS

Welker (525) entered the Jets (11/13) game with 498 receptions as a member of the Patriots. He caught two passes in the second quarter to become the third Patriots Player to reach 500 receptions as a member of the Patriots, joining Troy Brown (557) and Stanley Morgan (534).

## WELKER BECOMES THE FASTEST PLAYER IN NFL HISTORY TO REACH 500 RECEPTIONS WITH ONE TEAM

Welker reached 500 receptions as a member of the Patriots in his 70<sup>th</sup> game with the team and became the fastest player to record 500 receptions with one team, surpassing Anquan Boldin (80 games with Arizona). He is the fourth player in NFL history with at least 500 catches in a five-year span. Only Marvin Harrison (five times), Cris Carter (twice) and Pro Football Hall of Famer Jerry Rice (once) have accomplished the feat.

### THE PLAYERS TO REACH 500 RECEPTIONS WITH ONE TEAM IN THE FEWEST GAMES

Player	Team	Games
<b>Wes Welker</b>	<b>New England</b>	<b>70</b>
Anquan Boldin	Arizona	80

## WELKER LEADS TEAM IN RECEPTIONS FOR RECORD FOURTH STRAIGHT YEAR IN 2010

Wes Welker became the first Patriots player to lead the team in receiving in four straight years after finishing 2010 with 86 receptions. He also led the team in receiving yards (848) for the third straight year. Welker suffered a knee injury in the 2009 regular-season finale at Houston and missed New England's postseason game vs. Baltimore. Welker returned from his injury well ahead of expectations and was back in the starting lineup for the season-opener in 2010.

## WELKER HAD THREE STRAIGHT 100 CATCH AND 1,000 YARD SEASONS

Welker registered his third straight season with at least 100 receptions (123) and 1,000 receiving yards (1,348) in 2009. Only four other NFL players have had three consecutive seasons of at least 100 receptions and 1,000 yards receiving: Marvin Harrison (4, 1999-02), Brandon Marshall (3, 2007-09), Herman Moore (3, 1995-97) and Jerry Rice (3, 1994-96).

## WELKER SEVEN RECEPTIONS FROM HIS FOURTH 100-RECEPTION SEASON

Welker needs seven more receptions for his fourth 100 reception season. Marvin Harrison and Jerry Rice are the only NFL players ever with four 100-reception seasons.

### MOST 100-RECEPTIONS SEASON IN NFL HISTORY

Player	100-reception seasons
Marvin Harrison	4
Jerry Rice	4
<b>Wes Welker</b>	<b>3</b>
Brandon Marshall	3
Herman Moore	3
Andre Johnson	3
Reggie Wayne	3

## WELKER: 7.2 CATCHES PER GAME SINCE 2007

Wes Welker is averaging 7.2 receptions per game since joining New England in 2007. His 7.2 average is the highest in the NFL during that time.

### MOST RECEPTIONS PER GAME SINCE 2007 (Minimum-20 games)

Player	Team	Average
<b>Wes Welker</b>	<b>New England Patriots</b>	<b>7.2</b>
Andre Johnson	Houston Texans	6.6
Brandon Marshall	Denver/Miami	6.3

## WELKER FINISHES WITH SECOND MOST RECEPTIONS. ON PACE TO MATCH THAT TOTAL IN 2011

Welker led the NFL with 123 receptions in 2009, despite missing two games and most of the season-finale due to an injury. He averaged 8.8 receptions in the 14 games he played. The 123 receptions are a Patriots record and match Herman Moore (Detroit in 1995) for the second most receptions in a single season in NFL history, behind Marvin Harrison's NFL record of 143 receptions in 2002. Welker enters this week's game with 93 reception and is on pace to finish with 124, which would be second all-time in NFL history.

### MOST RECEPTIONS IN A SEASON

Player	Team	Year	Receptions
Marvin Harrison	Indianapolis	2002	143
<b>Wes Welker</b>	<b>New England</b>	<b>2009</b>	<b>123</b>
Herman Moore	Detroit	1995	123

## WELKER IS STREAKING

Welker has a streak of 90 straight regular-season games with at least one reception. He has caught at least one pass in each of his 77 games with the Patriots, including four postseason games. The last time that Welker did not catch a pass in a game was December 24, 2005 when he was with Miami. He has caught at least one pass in 73 consecutive regular-season games with the Patriots to extend a franchise record. TE Ben Coates originally set the record with 63.



# WR WES WELKER/ DEFENSIVE NOTES

## WELKER TIES NFL RECORD FOR 10-PLUS CATCH GAMES IN A SEASON WITH SEVEN IN 2009

Welker had seven 10-plus reception games in 2009 season to tie the NFL record for most 10-plus reception games in a single season. Andre Johnson of Houston had seven 10-plus reception games in 2008.

### PATRIOTS MOST GAMES WITH 10-PLUS CATCHES No. of 10-plus reception games for the Patriots

Wes Welker	13
Ben Coates	5
Troy Brown	5

## WELKER ON PACE TO SET FRANCHISE RECORD IN 2011

Wes Welker had a career-high in receiving yards with 1,348 in 2009. It is the third highest in team history. Welker has 1,253 yards so far in 2011 and needs 241 to pass Randy Moss (1,493) for the franchise record. He needs 96 yards to set a new personal-high.

### PATRIOTS SINGLE-SEASON RECEIVING YARD LEADERS

Player	Season	Yds	Rec.	TD
Randy Moss	2007	1493	98	23
Stanley Morgan	1986	1491	84	10
<b>Wes Welker</b>	<b>2009</b>	<b>1348</b>	<b>123</b>	<b>4</b>
Randy Moss	2009	1264	83	13
<b>Wes Welker</b>	<b>2011</b>	<b>1253</b>	<b>93</b>	<b>8</b>

## WELKER IS AVERAGING JUST UNDER 8 RECEPTIONS PER GAME IN 2011

Wes Welker is averaging 7.8 receptions per game through the first 12 games with 93 receptions, which would be the third best in NFL history. The NFL record for highest average catches for per game in a season is 8.9 by Marvin Harrison in 2002. Harrison in 2002 and Welker in 2009 with 8.8 are the only NFL players to average 8.0 or more receptions per game.

### NFL Highest Average Per Game/Season

Player	Season	Average
Marvin Harrison (Indianapolis)	2002	8.9
<b>Wes Welker (Patriots)</b>	<b>2009</b>	<b>8.8</b>
<b>Wes Welker (Patriots)</b>	<b>2011</b>	<b>7.8</b>
Herman Moore (Detroit)	1995	7.7
Lionel Taylor (Denver)	1960	7.7

## WELKER TIES NFL RECORD WITH THREE GAMES OF 8 RECEPTIONS, 150 YARDS AND A TD

Welker is already tied with six other players as the only players in NFL history to have at least eight receptions, 150 receiving yards and at least one touchdown three times in a single season with three such games in 2011.

### PLAYERS TIED FOR NFL RECORD OF THREE GAMES WITH 8+ REC, 150+ YDS, AND 1+ TD IN A SINGLE SEASON

Wes Welker	2011
Randy Moss	2003
Tim Brown	1995
Isaac Bruce	1995
Jerry Rice	1993
Sterling Sharpe	1989
Roy Green	1984

## WELKER SETS FRANCHISE RECORD FOR RECEIVING YARDS; TIED TEAM MARK IN RECEPTIONS

Welker had a career-high 217 receiving yards to set a franchise record at Buffalo (9/25). The previous record was set by Terry Glenn when he had 214 at Cleveland on Oct. 3, 1999. It is the second 200-yard performance in franchise history. Welker's previous best was 192 yards vs. the New York Jets (11/22/09). Welker's 16 receptions at Buffalo are a personal best and are tied with Troy Brown for the franchise mark. Brown had 16 vs. Kansas City on Sept. 22, 2001. Welker previous best were the 15 he had vs. the New York Jets (11/22/09)

## WELKER TIED FOR THIRD AMONG ACTIVE PLAYERS WITH 12 10-PLUS RECEPTION GAMES

Welker now has 13 10-plus reception games in his career.

### Most Games with 10+ receptions/Active Players

15 Andre Johnson	12 Anquan Boldin
14 Reggie Wayne	12 Brandon Marshall
<b>13 Wes Welker</b>	

### MOST GAMES WITH 10+ RECEPTIONS IN NFL HISTORY

17 Jerry Rice	13 Tim Brown
16 Marvin Harrison	12 Anquan Boldin
15 Andre Johnson	12 Brandon Marshall
14 Cris Carter	
14 Reggie Wayne	
<b>13 Wes Welker</b>	

## KYLE ARRINGTON SCORES ON A 36-YARD INTERCEPTION RETURN

Kyle Arrington registered his first NFL interception and returned it 36 yards for a touchdown in the third quarter vs. Green Bay on Dec. 19, 2010. Arrington's interception return was his second touchdown of 2010. He scored when he returned a blocked field goal 35 yards for a touchdown at Miami on Oct. 4.

## ARRINGTON LEADS NFL WITH SEVEN INTERCEPTIONS

Arrington, who had just two interceptions during his entire college career at Hofstra, leads the NFL with a career-high seven interceptions. The last Patriots player to lead the league in interceptions was Asante Samuel with 10 in 2006. Arrington has two games in 2011 with two picks: at Buffalo on Sept. 25 and vs. Kansas City on Nov. 21.

### 2011 NFL INTERCEPTION LEADERS

Player	Team	Int	Yds	Avg	Lg	TD
<b>Kyle Arrington</b>	<b>NE</b>	<b>7</b>	<b>92</b>	<b>13.1</b>	<b>28</b>	<b>0</b>
Charles Woodson	GB	6	62	10.3	30t	1
Eric Weddle	SD	6	63	12.6	25	0
Carlos Rogers	SF	5	75	15	31t	1

## ANDRE CARTER TIED A PATRIOTS RECORD WITH 4.0 SACKS AT THE JETS IN 2011


Andre Carter tied a franchise record with 4.0 sacks at the Jets on Nov. 13, 2011. Julius Adams at Atlanta (12-4-77), Tony McGee at Baltimore (11-16-78) and Mike Hawkins vs. NY Jets (9-9-79) also had 4.0 sacks in a game. Carter's previous best was 2.5 at Carolina on Oct. 11, 2009 while with Washington. It is Carter's third game with two more sacks in 2011. He now has a team-leading 9.0 sacks. Carter was named AFC Defensive Player of the Week for his performance.

### CARTER IS AN IRONMAN

Carter leads all NFL defensive linemen in consecutive games played with 107. Houston's Antonio Smith is second with 104 consecutive games played.

## PATRICK CHUNG RECORDS HIS FIRST NFL BLOCKED PUNT AND BLOCKED FIELD GOAL

S Patrick Chung blocked a second half punt and field goal at Miami (10/04) to become the first NFL player to do both in a single game since Houston CB Ramon Walker had a blocked field goal and punt vs. New England on Nov. 23, 2003. Chung blocked a second half punt set up a touchdown run. Chung then blocked a 53-yard field goal attempt in the fourth quarter that was recovered by CB Kyle Arrington and returned for a touchdown. Chung was a two-time special teams player of the year during his college career at Oregon.





# PATRIOTS DEFENSIVE NOTES

## PATRICK CHUNG'S JOURNEY TO THE NFL

Long before S Patrick Chung picked up flag football as a teen, his mother, Jamaican recording artist Sophia George, had preached about being a tough man in a song. Her hit single, "Girlie Girlie" – a traditional reggae song about poking fun at a boy who was not man enough – topped the charts in 1985. Chung is aware that among his talents he was born with speed and agility - singing is not one of them. Chung, who possesses a great sense of pride in his unique heritage – his mother is Jamaican and his father is half Jamaican and half Chinese, was born in Jamaica and moved to California at age 12 where he started to play football as a freshman in high school. Chung went on to star at Oregon, where he holds the distinction of starting more games than any other defensive player in school history with 51 starts. He originally entered the draft as junior, but ultimately decided to return for his senior season. Pinned to the back of his locker is a reminder of the support he has gotten - a Jamaican flag that indicates his family's importance to him.

## GARY GUYTON HAD TWO DEFENSIVE TOUCHDOWNS IN 2010

LB Gary Guyton returned a fumble 35 yards for a touchdown at Chicago (12/12/10) and returned an interception 59 yards for a touchdown in the season-opener vs. Cincinnati (9/12/10). Guyton is the first Patriots player to score two defensive touchdowns in a season since LB Tedy Bruschi returned two interceptions for touchdowns in 2003.



## GUYTON AND ARRINGTON RETURN FIRST CAREER INTERCEPTIONS FOR SCORES

LB Gary Guyton intercepted his first pass vs. Cincinnati (9/12/10) and returned it 59 yards for a touchdown, and CB Kyle Arrington returned his first career interception vs. Green Bay (12/19/10) 36 yards for a touchdown. Guyton joins Kyle Arrington and as current Patriots' players that returned their first career interception for a touchdown.

## GUYTON HAS THE WORK ETHIC

Gary Guyton was not drafted into the NFL, but through a solid work ethic was able to make the 53-man roster and has been a solid player over the last three seasons for the Patriots. Taking a peek into his work history shows his work ethic goes beyond the football field. At the end of his rookie season, Guyton went back to Georgia Tech and worked as an office assistant at the school's research institute.

"I was an office assistant, right there at the desk," said Guyton, who worked for a small wage at Georgia Tech Research Institute. "Just a regular office assistant. Tech is my school and I enjoyed it."

"He's smart, well prepared," Bill Belichick said. "He understands. He's got a real good understanding of football. Not just his role, but where other people have to be. That's what you really want in a defensive signal-caller, someone that understands how it all works."

It's been a long road," Guyton said. "I have come far. I've achieved some things. But I don't look back, just forward."

## KYLE LOVE 'MINI-V' FOLLOWS WILFORK

Kyle Love has been looking up to Vince Wilfork since his days at Mississippi State, when his teammates dubbed him "Mini-V" for his resemblance to the Patriots defensive tackle. The nickname led Love to closely monitor Wilfork as he finished his playing days with the Bulldogs. Little did he know that he would get the chance to watch Wilfork from an even closer perspective – lined up next to him on the Patriots defensive line. "I stay close to that guy always. Watch me out here, I'm right beside him, no matter what," Love told the *Boston Globe*. Now that they're on the same team, Wilfork has become an even bigger influence, like a big brother, according to Love.

## STILL RECEIVING THE LOVE

Kyle Love continues to receive motivation from his father, retired Army colonel Anthony Love. Every game day, his father sends him a text message with words of encouragement to get him excited. His dad has been motivating him since middle school and the message has always remained the same: "Give the coaches a reason to keep you."

## MAYO LED NFL WITH 193 TOTAL TACKLES IN 2010

LB Jerod Mayo finished first in the NFL with a career-high 193 total tackles in 2010 with two 19-tackle games: vs. BLT (10/17) and vs. GB (12/19). His 193 tackles are the highest since LB Steve Nelson had 207 tackles in 1984 and are the third highest in team history. Mayo had 10 games in 2010 with 10-plus tackles.



## Patriots Single Season Tackle Leaders All-Time

Year	Player	Tackles
1983	LB Clayton Weishuhn	229
1984	LB Steve Nelson	207
<b>2010</b>	<b>LB Jerod Mayo</b>	<b>193</b>
1980	LB Steve Nelson	186

## MAYO IS A YOUNG LEADER

Jerod Mayo learned knowledge and discipline are the keys to success while spending afternoons with his three brothers under the supervision of their grandfather, Walter Johnson, a retired Air Force veteran of 30 years. While Mayo's mother worked two jobs, Johnson taught the boys discipline, responsibility and the value of life. Those lessons helped Mayo develop a work ethic and demeanor that has earned him the nickname of "Old Soul" from his teammates. His leadership skills and talent helped him become only the second Patriot to be named AFC Rookie of the Year, earning that title in 2008 to join Michael Haynes (1976).

## MAYO NAMED 2011 RON BURTON COMMUNITY SERVICE AWARD WINNER

Linebacker Jerod Mayo was named the 2011 Ron Burton Community Service Award winner at the Patriots Charitable Foundation's Annual Kickoff Gala on August 30. Upon receiving the award, Mayo recognized Myra Kraft's impact, saying, "Not only did she give with her funds and things like that, but her time. She was on the front lines, digging the holes, putting the trees up and things like that. Just seeing examples like that really means a lot to me." Mayo is a constant presence at Patriots Charitable Foundation activities, especially events that benefit children. In 2010, he launched the Mayo Bowl, an annual celebrity bowling fundraiser for Pitching in for Kids, a charity that helps improve the lives of children in New England.

## DEVIN MCCOURTY RECORDS SEVEN INTERCEPTIONS

CB Devin McCourty tied for second in the NFL and led all rookies with seven interceptions in 2010. The seven interceptions by a Patriots rookie are second to the eight by Mike Haynes in 1976.

## DOUBLE TROUBLE: CB DEVIN MCCOURTY

After being selected by the Patriots in the first round of the 2010 NFL Draft, CB Devin McCourty became part of a select group in league history. McCourty's identical twin brother, Jason, is a cornerback with Tennessee, selected in the sixth round of the 2009 NFL Draft. The two are the 12<sup>th</sup> set of twins to play in the NFL. Devin redshirted for the 2005 season and therefore was a year behind his brother in eligibility. McCourty is the second twin to suit up for the Patriots, after CB Kato Serwanga was a member of the team from 1998-2000. His twin brother Wasswa played for San Francisco and Minnesota from 1999-2001. According to McCourty's mother, the two can only be told apart by tiny scars on their faces left by chickenpox



# DEFENSIVE NOTES/SPECIAL TEAMS

## ROB NINKOVICH: WHERE DID HE COME FROM?

Rob Ninkovich's journey to the Patriots was not easy. He entered the league as a fifth-round pick of New Orleans in 2006 and was waived four times by New Orleans and Miami before landing in New England on Aug. 2, 2009. He spent the 2009 offseason trying to make the New Orleans team as a long snapper. Before coming to the Patriots he had appeared in just eight games over three years. He doubled that total in his first year in New England, appearing in 15 games in 2009 and his role on the team has grown since. He finished with 58 total tackles, four sacks, broke up three passes and had 11 special teams stops last season. He also had two interceptions, both against his former team, the Miami Dolphins. He tied for the AFC lead in fumble recoveries with three, with the most notable coming at San Diego on Oct. 24, when he returned a fumble 63 yards, marking the second longest fumble return in team history. He had his second 2-interception game at the New York Jets on Nov. 13, 2011 and returned his second pick 12 yards for a touchdown. Despite his success, Ninkovich told the Brockton Enterprise, "I don't want to get comfortable. You can't get comfortable because the first time you get comfortable, you're out of a job. I'm always uneasy. That keeps you going."

## NINKOVICH SCORED AS A TE IN COLLEGE

Ninkovich played some at tight end in college at Purdue and caught two touchdown passes with a 2-yard touchdown pass from Kansas City QB Kyle Orton and a 1-yard touchdown pass from current Indianapolis QB Curtis Painter.

## VINCE WILFORK REGISTERS FIRST CAREER INTERCEPTIONS

Vince Wilfork recorded his first career interception when he picked off QB Philip Rivers in the second quarter vs. San Diego (9/18). He had his second interception at Oakland (10/2) to join Anthony Pleasant (2001) as the only other Patriots defensive lineman to ever record two interceptions in the same season. Wilfork is one of four Patriots defensive lineman to ever record two interceptions overall, joining Pleasant, Richard Seymour and Henry Thomas.

## WILFORK WEARS HIS HEART ON HIS NECK

Wilfork wears No. 75 over his shoulder pads. Underneath hangs a gold chain locket for those who were number one in his heart: his parents. In 2002, parents David and Barbara Wilfork both passed away within five months of each other, leaving the then University of Miami star without his greatest support system. Wilfork, who lost his father to diabetes, has raised hundreds of thousands of dollars for diabetes-related causes. His annual draft day fundraiser, a bowling event he has held for seven years, is one of the signature fundraising events held by a pro athlete in New England. For his charity work, Wilfork was awarded the 2010 New England Patriots Ron Burton Community Service Award. While he will always cherish his National Championship and Super Bowl rings, his constant reminder lies closest to his heart, a picture of his late parents at their high school prom. "I carry them with me wherever I go," Wilfork said of his parents' keepsake. "My parents pushed me to be the best I could be. The things I do and my wife does, we do out of the kindness of our heart, and we do it for the community. I never look for anything in return. My teammates are my second family. My kids, my wife, the New England Patriots – that's all I have."

## GOSTKOWSKI SIXTH BEST EVER IN FG PCT.

Stephen Gostkowski's 84.2 field goal percentage is the sixth-best among NFL kickers all-time.

Player	Years	FGM	FGA	Pct.
Nate Kaeding	2004-11	173	200	86.5
Mike Vanderjagt	1998-06	230	266	86.5
Robbie Gould	2005-11	183	213	85.9
Shayne Graham	2001-11	212	247	85.8
Rob Bironas	2005-11	180	210	85.7
<b>Stephen Gostkowski</b>	<b>2006-11</b>	<b>133</b>	<b>158</b>	<b>84.2</b>
Matt Bryant	2002-11	193	230	83.9

## EVEN STEPHEN

Since joining the Patriots as a fourth-round draft choice in 2006, Stephen Gostkowski has connected on 84.2 percent of his regular-season field goal attempts (133-for-158), achieving the best field goal percentage in Patriots history.

## PATRIOTS ALL-TIME LEADERS / FIELD GOAL PCT.

Player	Years	FGM	FGA	Pct.
<b>Stephen Gostkowski</b>	<b>2006-11</b>	<b>133</b>	<b>158</b>	<b>.842</b>
Adam Vinatieri	1996-05	263	321	.819
Matt Bahr	1993-95	55	72	.764
Tony Franklin	1984-87	93	125	.744
Jason Staurovsky	1988-91	50	69	.724
John Smith	1974-83	128	191	.670

## GOSTKOWSKI IS GOOD IN THE FOURTH QUARTER

Gostkowski kicked two fourth-quarter field goals against the Giants (11/6), raising his streak to 34 consecutive successful fourth-quarter field goals. In his career, Gostkowski is 35 of 36 overall in fourth quarter field goals. His only fourth-quarter miss was in his second career game when he had a 29-yard try blocked at the Jets (9/17/06). Gostkowski's 34 consecutive fourth quarter field goals are the most since the statistic began to be tracked in 1991. Matt Stover had the second longest streak with 29 straight from 2005 through 2009.

## Highest Fourth Quarter Field Goal PCT. In NFL History

Player	Years	FGM	FGA	Pct.
<b>Stephen Gostkowski</b>	<b>2006-11</b>	<b>35</b>	<b>36</b>	<b>97.2</b>
Nick Folk	2007-11	36	38	94.7
Josh Brown	2003-11	63	68	92.6

## JAMES IHEDIGBO WILL ALWAYS HAVE HOPE

Amherst, Mass. native James Ihedigbo is the son of Apollos and Rose Ihedigbo, who came to Massachusetts from Nigeria, earned doctorate degrees from UMass and strived to improve the lives of many Africans back home. When James was in high school, his father returned to Africa to start the Nigerian-American Technical and Agricultural College. He worked to build the school for two years before dying in 2002 from kidney failure. In 2008, Ihedigbo, his mother and his four siblings kept his legacy alive by founding HOPE Africa, an organization that helps fund educational and medical efforts in Africa and supports the college his father started. As he told the Boston Herald, Ihedigbo hopes to "help students be what they dream they can be." He went a long way toward that goal in March 2011 when he traveled to Africa with three other NFL players, Amobi Okoye, Frank Okam and Connor Baldwin, and his mother, who serves as HOPE Africa's executive director. They brought 3,500 books, ran health clinics, taught kids American football and most of all, spread hope.

## ZOLTAN MESKO: COMING TO AMERICA

Rookie P Zoltan Mesko was born in Timosoara, Romania on the Romania-Hungary border. On Many occasions in 1989, during the communist revolutions, his family was forced to take cover to avoid gun shots from the armies. Even after the fall of the Berlin Wall, his family lived in poverty. His family left Romania when his father won a United States Permanent Resident Card (green card) in the Diversity Immigrant Visa Lottery in 1997 when Mesko was 11.

## MESKO DISCOVERS FOOTBALL

An avid soccer player from his days in Romania, Mesko had a strong leg. It was only when he came to America that he discovered his leg could take him places. In eighth grade, Mesko was playing kickball in the gym when he kicked the ball so high that he broke a light fixture. He was given a choice: pay for the light fixture or play football. With his family still struggling with money and football being a more popular sport than soccer at his school, the choice was an obvious one—Mesko decided to play football. His leg would land him numerous Division I scholarships and admission offers from Ivy League schools. From these, Mesko chose to play football at Michigan.



# WINNINGEST PRO SPORTS TEAM SINCE 2001

## PATRIOTS ARE WINNINGEST PRO SPORTS FRANCHISE SINCE 2001

The Patriots level of sustained success is unmatched in professional sports over the last 10 years. Since the 2001 season, the Patriots have won 75.6 percent of their regular season games (130-42), compiling the highest winning percentage in major American professional sports over that period. Since 2001, there have been 142 franchises that have fielded teams in the five major American sports leagues (NFL, MLB, NBA, NHL and MLS) and the Patriots have won with more frequency than any other team over that period.

## HIGHEST WINNING PERCENTAGE IN MAJOR AMERICAN PROFESSIONAL SPORTS, 2001-PRESENT

(Regular Season – Includes National Football League, Major League Baseball, National Basketball Association, National Hockey League and Major League Soccer)  
Records updated through games of December 5, 2011

Rk	Team	Lg	W	L	T/OTL	Pct.
<b>1</b>	<b>New England Patriots</b>	<b>NFL</b>	<b>130</b>	<b>42</b>	<b>0</b>	<b>0.756</b>
2	Miami Fusion*	MLS	16	5	5	0.712
3	San Antonio Spurs	NBA	576	243	0	0.703
4	Dallas Mavericks	NBA	569	251	0	0.694
5	Detroit Red Wings	NHL	467	192	104	0.680
6	Pittsburgh Steelers	NFL	115	56	1	0.672
7	Indianapolis Colts	NFL	115	57	0	0.669
8	Los Angeles Lakers	NBA	521	299	0	0.635
9	Green Bay Packers	NFL	108	64	0	0.628
10	San Jose Sharks	NHL	425	232	104	0.627
11	Philadelphia Eagles	NFL	106	65	1	0.619
12	Vancouver Canucks	NHL	423	252	89	0.612
13	Seattle Sounders FC	MLS	44	24	26	0.606
14	New Jersey Devils	NHL	420	258	85	0.606
15	New York Yankees	MLB	1070	709	0	0.601
16	Dallas Stars	NHL	401	254	109	0.596
17	Ottawa Senators	NHL	402	266	97	0.589
18	Baltimore Ravens	NFL	101	71	0	0.587
19	Phoenix Suns	NBA	481	339	0	0.587
20	Detroit Pistons	NBA	480	340	0	0.585
21	Philadelphia Flyers	NHL	383	263	115	0.579
22	Boston Bruins	NHL	380	262	121	0.577
23	San Diego Chargers	NFL	98	74	0	0.570
24	Boston Red Sox	MLB	1014	767	0	0.569
25	Buffalo Sabres	NHL	386	282	96	0.568
26	Boston Celtics	NBA	465	355	0	0.567
27	Nashville Predators	NHL	377	285	102	0.560
28	St. Louis Cardinals	MLB	994	787	0	0.558
29	Anaheim Ducks	NHL	371	287	106	0.555
30	Calgary Flames	NHL	372	289	103	0.554
31	Montreal Canadiens	NHL	373	290	102	0.554
32	Colorado Avalanche	NHL	376	293	96	0.554
33	Houston Dynamo	MLS	73	53	60	0.554
34	Philadelphia Phillies	MLB	984	797	0	0.552
35	Los Angeles/Anaheim Angels	MLB	984	798	0	0.552
36	Atlanta Braves	MLB	977	803	0	0.549
37	Toronto Maple Leafs	NHL	365	293	107	0.547
38	Chicago Bears	NFL	94	78	0	0.547
39	Los Angeles Galaxy	MLS	140	110	82	0.545
40	Washington Capitals	NHL	362	294	107	0.545
41	Minnesota Wild	NHL	362	294	109	0.544
42	Houston Rockets	NBA	446	374	0	0.544
43	Utah Jazz	NBA	445	375	0	0.543
44	New York Rangers	NHL	363	299	100	0.542
45	Denver Broncos	NFL	93	79	0	0.541
46	New Orleans Saints	NFL	93	79	0	0.541
47	Orlando Magic	NBA	441	379	0	0.538
48	Oakland A's	MLB	954	827	0	0.536
49	New York Giants	NFL	92	80	0	0.535
50	Minnesota Twins	MLB	950	832	0	0.533

**NOTES:** This analysis uses NFL rules when calculating winning percentage, counting ties as a half-win and a half-loss. For NHL teams, overtime losses (OTL) and ties from 2001-2004 (the NHL abolished ties in 2005-2006 and instituted a shootout system) are counted as ties when calculating winning percentage.

\*The Miami Fusion were contracted following the 2001 MLS season.

## HIGHEST WINNING PERCENTAGE AMONG BOSTON-AREA MAJOR PROFESSIONAL SPORTS TEAMS, 2001-PRESENT

(Rankings listed below are each team's overall ranking among the 142 major American pro sports teams)

Records updated through games of December 5, 2011

Rank	Team	Lg.	W	L	T/OTL	Pct.
<b>1</b>	<b>New England Patriots</b>	<b>NFL</b>	<b>130</b>	<b>42</b>	<b>0</b>	<b>0.756</b>
22	Boston Bruins	NHL	380	262	121	0.577
24	Boston Red Sox	MLB	1014	767	0	0.569
26	Boston Celtics	NBA	465	355	0	0.567
90	New England Revolution	MLS	119	126	88	0.489



# THE TEAM OF THE DECADE

When Robert Kraft purchased the New England Patriots in 1994, few would have thought that 17 years later the franchise would be the undisputed team of the decade in the first decade of the new millennium. Kraft brought a winning vision to the organization and dedicated his resources to building a consistent winner. On Jan. 27, 2000, Kraft hired Bill Belichick to coach the team, and three months later the team drafted then-unheralded quarterback Tom Brady, putting the final pieces in place for the Patriots to become the most successful NFL team of the 2000s. Below is a look at the accomplishments of the Patriots during the first decade of the new millennium that earned the Patriots the "Team of the Decade" moniker.

## THE PATRIOTS' UNMATCHED NFL SUCCESS FROM 2000-2009

### Super Bowl Titles

New England	3
Pittsburgh	2
Baltimore	1
Indianapolis	1
New Orleans	1
N.Y. Giants	1
Tampa Bay	1

### Conference Titles

New England	4
Indianapolis	2
N.Y. Giants	2
Pittsburgh	2
10 Teams	1

### Division Titles

New England	7
Indianapolis	6
Philadelphia	5
Pittsburgh	5
San Diego	5

**Note:** The Patriots also finished tied for the division lead twice during the 2000s but lost the division title on tiebreakers in 2002 and 2008.

### Playoff Wins

New England	14
Philadelphia	10
Pittsburgh	10
Indianapolis	9
Baltimore	8

### Playoff Winning Percentage

Team	W	L	Pct.
New England	14	4	.777
New Orleans	5	2	.714
Pittsburgh	10	4	.714
Arizona	4	2	.667
Carolina	5	3	.625
Baltimore	8	5	.615

### Playoff Games Played

New England	18
Philadelphia	18
Indianapolis	17
Pittsburgh	14
Baltimore	13
N.Y. Giants	11

### Overall Wins

(Includes Regular Season and Playoffs)

New England	126
Indianapolis	124
Pittsburgh	113
Philadelphia	113
Baltimore	100

### Overall Winning Percentage

(Includes Regular Season and Playoffs)

Team	W	L	T	Pct.
New England	126	52	0	.708
Indianapolis	124	53	0	.701
Pittsburgh	113	60	1	.652
Philadelphia	113	64	1	.638
Green Bay	98	71	0	.580

### Most Victories in a Season (Inc. Playoffs), 2000-09

Team	Year	W
New England	2007	18
New England	2003	17
New England	2004	17
Baltimore	2000	16
St. Louis	2001	16
Pittsburgh	2004	16
Indianapolis	2006	16
Indianapolis	2009	16
New Orleans	2009	16

### Most Victories in a Single Regular Season, 2000-09

Team	Year	W
New England	2007	16
Pittsburgh	2004	15
New England	2003	14
New England	2004	14
Indianapolis	2005	14
Indianapolis	2009	14
St. Louis	2001	14

### Playoff Games Hosted

New England	9
Philadelphia	9
Pittsburgh	8
Indianapolis	8

### Major Sports League Titles, 2000-09

Los Angeles Lakers	NBA	4
New England Patriots	NFL	3
San Antonio Spurs	NBA	3
Boston Red Sox	MLB	2
Detroit Red Wings	NHL	2
Houston Dynamo	MLS	2
Los Angeles Galaxy	MLS	2
New Jersey Devils	NHL	2
New York Yankees	MLB	2
Pittsburgh Steelers	NFL	2
San Jose Earthquakes	MLS	2

### Major Sports Conference Titles, 2000-09

Los Angeles Lakers	NBA	6
New England Patriots	NFL	4
New England Revolution	MLS	4
Los Angeles Galaxy	MLS	4
New York Yankees	MLB	4
Detroit Red Wings	NHL	3
New Jersey Devils	NHL	3
San Antonio Spurs	NBA	3

### Seasons of NFL Playoff Advancement

Philadelphia	7
New England	6
Pittsburgh	5
Baltimore	4
Indianapolis	4
Green Bay	3
Oakland	3
Seattle	3
New Orleans	3



# PATRIOTS HOME DOMINANCE



Since the Patriots moved to Gillette Stadium in 2002, they have celebrated more regular season and postseason wins than any other team in the NFL. The Patriots have the highest point differential at home in that time and are among the top three offensive and defensive leaders at home. The Patriots home dominance is especially strong against NFC teams.

REGULAR SEASON HOME RECORD SINCE 2002					
Rank	Team	W	L	T	Pct.
1	<b>New England</b>	<b>65</b>	<b>13</b>	<b>0</b>	<b>0.833</b>
2	Baltimore	59	19	0	0.756
3	Indianapolis	57	21	0	0.731
4	Pittsburgh	56	21	1	0.723
5	San Diego	53	25	0	0.679

HOME PLAYOFF RECORD SINCE 2002 (MIN. 5 GAMES)					
Rank	Team	W	L	T	Pct.
1	Seattle	5	1		0.833
2	<b>New England</b>	<b>7</b>	<b>2</b>		<b>0.778</b>
3	Philadelphia	5	2		0.714
3	Pittsburgh	5	2		0.714
5	Indianapolis	6	3		0.667

HOME RECORD SINCE 2002 (INCLUDING PLAYOFFS)					
Rank	Team	W	L	T	Pct.
1	<b>New England</b>	<b>72</b>	<b>15</b>	<b>0</b>	<b>0.828</b>
2	Baltimore	59	21	1	0.738
3	Pittsburgh	62	23	0	0.729
4	Indianapolis	63	24	0	0.724
5	San Diego	55	28	0	0.663

HOME RECORD AFTER HALLOWEEN SINCE 2002					
Rank	Team	W	L	T	Pct.
1	<b>New England</b>	<b>33</b>	<b>8</b>	<b>0</b>	<b>0.805</b>
2	Green Bay	31	10	0	0.756
3	Baltimore	34	11	0	0.755
4	Indianapolis	35	13	0	0.729
5	San Diego	30	14	0	0.682

HOME RECORD VS. NFC SINCE 2002					
Rank	Team	W	L	T	Pct.
1	<b>New England</b>	<b>18</b>	<b>2</b>	<b>0</b>	<b>0.900</b>
2	Pittsburgh	16	2	1	0.868
3	Baltimore	18	3	0	0.857
4t	Indianapolis	14	6	0	0.700
4t	Jacksonville	14	6	0	0.700

HOME RECORD VS DIVISIONAL OPPONENTS SINCE 2002					
Rank	Team	W	L	T	Pct.
1	<b>New England</b>	<b>23</b>	<b>5</b>	<b>0</b>	<b>0.821</b>
1	Indianapolis	23	5	0	0.821
3	Seattle	21	7	0	0.750
3	Green Bay	21	7	0	0.750
5	Pittsburgh	21	8	0	0.724
5	San Diego	21	9	0	0.724
7	Minnesota	20	9	0	0.690

POINT DIFFERENTIAL AT HOME SINCE 2002		
Rank	Team	Point Differential
1	<b>New England</b>	<b>795</b>
2	Baltimore	676
3	San Diego	577
4	Pittsburgh	566
5	Indianapolis	562

POINTS ALLOWED PER GAME AT HOME SINCE 2002		
Rank	Team	Points Allowed
1	Baltimore	15.7
2	<b>New England</b>	<b>16.5</b>
3	Pittsburgh	17.2
4	New York Jets	18.0
5	Green Bay	18.5

POINTS SCORED PER GAME AT HOME SINCE 2002		
Rank	Team	Points Scored
1	San Diego	27.6
2	<b>New England</b>	<b>26.7</b>
3	Green Bay	26.4
4	Indianapolis	26.2
5	New Orleans	25.3





# PATRIOTS FOOTBALL NETWORK

The **Patriots Football Network** (PFN) is the full portfolio of media offerings from the three-time Super Bowl Champion New England Patriots. PFN provides Patriots content produced both in-house and with media partners spanning print, television, radio and the Internet.

## PATRIOTS ALL ACCESS

**T** Emmy-Award winning Patriots All Access airs weekly throughout the season on WBZ, Channel 4 in Boston and regional affiliates. Patriots All Access features exclusive, behind-the-scenes access and in-depth weekly features on Patriots players and personnel. Hosted by WBZ's Steve Burton, the show features weekly sit-downs with Coach Bill Belichick, including the popular "Belestrator" segment where the coach breaks down upcoming opponents. Fridays at 7:00 p.m. and Sundays at 9:00 a.m. on **TV 38 in Boston; WNAC-TV in Providence**; Saturdays at 12:05 a.m. on **WMUR-TV in Manchester, N.H.** Saturdays at 5:00 a.m. on **WMTW-TV in Portland, Maine**; Saturdays at 5:00 p.m. on **WCTX-TV in Hartford, Conn.** Saturdays at 7:00 p.m. on **WFXQ-TV in Springfield, Mass.**; Sundays at 11:00 a.m. on **WVII-TV in Bangor, Maine**



## TOTALLY PATRIOTS



**T**otally Patriots is a unique, one of a kind Patriots show aimed for the next generation of Patriots fans. This weekly, youth oriented football show allows school aged fans unprecedented access to their favorite players, enabling them to ask questions in a relaxed, informal setting.

### PATRIOTS TODAY AND PATRIOTS THIS WEEK

**PATRIOTS TODAY:** Available daily at Patriots.com and on Verizon Fios on Demand, as well as on Verizon wireless' VCAST.

**PATRIOTS THIS WEEK:** Saturdays 10:30 p.m. on Comcast Sports Net.

*Patriots Today* gives fans a daily, in-depth look at the club that is unmatched by any other outlet. The show is hosted by Lyndsay Petruny with daily reports from Brian Lowe and twice-weekly analysis from PFW's Paul Perillo. This daily Webcast is dedicated exclusively to the Patriots and provides daily features, reports and commentary that will satisfy every fan's daily Patriots fix. Every Saturday (TBA) on Comcast Sports Net, Lyndsay Petruny will bring you *Patriots This Week*, providing a thorough recap of each week's developments.

### PATRIOTS.COM NEWS

Patriots.com features daily updates and exclusive content from the writers of *Patriots Football Weekly*, offering everything from breaking news to player features and the popular "Ask PFW" postings.

### VIDEO

The first professional sports team website to offer streaming video provides Patriots fans with a variety of exclusive video content. Visitors can choose their channel and watch exclusive video from news to cheerleaders. Patriots.com also features video of every Patriots press conference, including postgame press conferences and Coach Belichick's weekday media updates.

### AUDIO

Patriots Web Radio programming is available exclusively on Patriots.com beginning at noon each day, Monday through Friday. Kicking off the programming lineup is PFW In Progress, a daily online program that features candid commentary from the writers of *Patriots Football Weekly*. Following PFW In Progress is Patriots Playbook, hosted by John Rooke, featuring items from around the NFL. Stay tuned for the debut of new shows during the 2009 season. Patriots.com also offers streaming audio of every Patriots press conference, as well as archives of Patriots.com Radio shows. Patriots.com provides podcasts of Patriots.com radio offerings as well as exclusive content.

### PATRIOTS MONDAY ON WEEI

WEEI Sports Radio broadcasts Patriots Monday each week, offering fans unique insight and analysis from Coach Belichick and Tom Brady in addition to other Patriots players. WEEI will broadcast Patriots Monday live from Gillette Stadium each Monday, kicking off with Dennis & Callahan at 6:00 a.m.

### PATRIOTS FRIDAY ON WEEI

WEEI Sports Radio broadcasts Patriots Friday each week, offering fans a look ahead at the weekend's game, match ups and rivalries. Various Patriots players will be featured on air. WEEI will broadcast Patriots Fridays each week throughout the season, kicking off with Dennis & Callahan at 6:00 a.m., followed by Mutt and Merloni at 10:00 a.m. and The Big Show with Glenn Ordway and Michael Holley from 2:00 to 6:00 p.m.

### 98.5 THE SPORTS HUB PATRIOTS RADIO NETWORK

A new era in Patriots Radio history began in 2009, with the move of the game broadcasts to 98.5 FM, Boston's Sports Hub. The transition to Boston's new all-sports radio station insures that Patriots fans will continue to hear every kick, block and tackle in stereo, and without static, in crystal-clear FM quality. Fans all over New England will be able to listen in to any of 36 stations on the Safety Insurance 98.5 The Sports Hub Patriots Radio Network, starting with Patriots Preview three hours before kickoff, and capped off with Patriots Postgame for three hours after the final gun.



#### FLAGSHIP STATION 98.5 FM Boston's Sports Hub

#### MASSACHUSETTS

WAQY	Springfield	102.1 FM
WBEC	Pittsfield	1420 AM
WPKZ	Fitchburg	1280 AM
WNAW	N. Adams	1230 AM
WBSM	New Bedford	1420 AM
WPVQ	Greenfield	95.3 FM
WSAR	Fall River	1480 AM
WWFX	Worcester	100.1 FM
WXTK	Hyannis	95.1 FM

#### MAINE

WEBB	Augusta	98.5 FM
WWMJ	Bangor	95.7 FM
WBLM	Portland	102.9 FM
WEGP	Presque Isle	1390 AM

#### CONNECTICUT

WCCC	Hartford	106.9 FM
WMOS	New London	102.3 FM
WINY	Putnam	1350 AM
WGCH	Greenwich	1490 AM

#### NEW HAMPSHIRE

WTPL	Concord	107.7 FM
WSAQ	Hampton	102.1 FM
WHQV	Laconia	104.9 FM
WKNE	Keene	99.1 FM
WSHK	Portsmouth	105.3 FM
WGHM	Nashua	1590 AM
WPKQ	N. Conway	103.7 FM
WGAM	Manchester	1250 AM

#### RHODE ISLAND

WPRO	Providence	630 AM
WEAN	Providence	99.7 FM

#### NEW YORK

WCKL	Catskill	560 AM
------	----------	--------

#### VERMONT

WBTN	Bennington	1370 AM
WORK	Barre	107.1 FM
WKVT	Brattleboro	92.7 FM
WCPV	Burlington	101.3 FM
WEXP	Rutland	101.5 FM
WMOO	Derby Center	92.1 FM
WSTJ	St Johnsbury	1340 AM
WMXR	Woodstock	93.9 FM



# 2011 OFFENSIVE STATISTICS

## WON 9, LOST 3

09/12 W 38-24	at Miami	66,860
09/18 W 35-21	San Diego	68,756
09/25 L 31-34	at Buffalo	68,174
10/02 W 31-19	at Oakland	62,572
10/09 W 30-21	New York Jets	68,756
10/16 W 20-16	Dallas	68,756
10/30 L 17-25	at Pittsburgh	64,424
11/06 L 20-24	New York Giants	68,756
11/13 W 37-16	at New York Jets	79,088
11/21 W 34- 3	Kansas City	68,756
11/27 W 38-20	at Philadelphia	69,144
12/04 W 31-24	Indianapolis	68,756
12/11	at Washington	
12/18	at Denver	
12/24	Miami	
01/01	Buffalo	

TOTAL FIRST DOWNS	297	276
Rushing	74	67
Passing	200	194
Penalty	23	15
3rd Down: Made/Att	65/142	70/158
3rd Down Pct.	45.8	44.3
4th Down: Made/Att	5/8	6/14
4th Down Pct.	62.5	42.9
POSSESSION AVG.	28:33	31:27
TOTAL NET YARDS	5086	4945
Avg. Per Game	423.8	412.1
Total Plays	802	804
Avg. Per Play	6.3	6.2
NET YARDS RUSHING	1287	1225
Avg. Per Game	107.3	102.1
Total Rushes	322	292
NET YARDS PASSING	3799	3720
Avg. Per Game	316.6	310.0
Sacked/Yards Lost	21/117	27/174
Gross Yards	3916	3894
Att./Completions	459/306	485/310
Completion Pct.	66.7	63.9
Had Intercepted	10	17
PUNTS/AVERAGE	42/46.2	52/45.9
NET PUNTING AVG.	42/40.8	52/38.7
PENALTIES/YARDS	70/611	89/711
FUMBLES/BALL LOST	9/5	10/6
TOUCHDOWNS	43	28
Rushing	11	9
Passing	30	18
Returns	2	1

* SCORE BY PERIODS	Q1	Q2	Q3	Q4	OT	PTS
TEAM	61	108	89	104	0	362
OPPONENTS	40	56	43	108	0	247

* SCORING	TD-Ru	Pa	Rt	K-PAT	FG	S	PTS	
Gostkowski	0	0	0	42/42	20/24	0	102	
R. Gronkowski	14	1	13	0	0	84	84	
Green-Ellis	8	8	0	0	0	48	48	
Welker	8	0	8	0	0	48	48	
Hernandez	5	0	5	0	0	30	30	
Branch	4	0	4	0	0	24	24	
Edelman	1	0	0	1	0	6	6	
Ninkovich	1	0	0	1	0	6	6	
Ridley	1	1	0	0	0	6	6	
Vereen	1	1	0	0	0	6	6	
Woodhead	0	0	0	0	0	2	2	
TEAM	43	11	30	2	42/42	20/24	0	362
OPPONENTS	28	9	18	1	27/27	16/18	2	247

2-Pt Conv: Woodhead, TM 1-1, OPP 0-1  
 SACKS: A. Carter 9, Anderson 7,  
 Ninkovich 4.5, Wilfork 2.5, Love 2, Chung 1,  
 Pryor 0.5, Wright 0.5, TM 27, OPP 21  
 FUM/LOST: Brady 4/2, Edelman 2/1,  
 Hernandez 1/1, Slater 1/1, Welker 1/0

* RUSHING	No.	Yds	Avg	Long	TD
Green-Ellis	156	599	3.8	18	8
Woodhead	57	245	4.3	12	0
Ridley	48	231	4.8	33t	1
Brady	24	82	3.4	13	0
Vereen	15	57	3.8	19	1
Faulk	13	45	3.5	9	0
Welker	3	23	7.7	19	0
Edelman	3	2	0.7	5	0
R. Gronkowski	1	2	2.0	2t	1
Hernandez	1	2	2.0	2	0
Hoyer	1	-1	-1.0	-1	0
TEAM	322	1287	4.0	33t	11
OPPONENTS	292	1225	4.2	41	9

* RECEIVING	No.	Yds	Avg	Long	TD
Welker	93	1253	13.5	99t	8
R. Gronkowski	65	928	14.3	52t	13
Hernandez	54	523	9.7	30	5
Branch	48	665	13.9	63	4
Woodhead	14	131	9.4	16	0
Ochocinco	12	213	17.8	53	0
Green-Ellis	6	74	12.3	25	0
Faulk	6	33	5.5	18	0
Edelman	3	27	9.0	11	0
Ridley	3	13	4.3	8	0
Slater	1	46	46.0	46	0
Underwood	1	10	10.0	10	0
TEAM	306	3916	12.8	99t	30
OPPONENTS	310	3894	12.6	58	18

* INTERCEPTIONS	No.	Yds	Avg	Long	TD
Arrington	7	92	13.1	28	0
Wilfork	2	47	23.5	28	0
Ninkovich	2	30	15.0	18	1
Molden	1	27	27.0	27	0
Guyton	1	17	17.0	17	0
Brown	1	2	2.0	2	0
Mayo	1	2	2.0	2	0
Adams	1	0	0.0	0	0
Chung	1	0	0.0	0	0
TEAM	17	217	12.8	28	1
OPPONENTS	10	153	15.3	42	1

* PUNTING	No.	Yds	Avg	Net	TB	In	Lg	B
Mesko	42	1940	46.2	40.8	2	15	58	0
TEAM	42	1940	46.2	40.8	2	15	58	0
OPPONENTS	52	2385	45.9	38.7	2	20	64	0

* PUNT RETURNS	Ret	FC	Yds	Avg	Long	TD
Edelman	21	6	251	12.0	72t	1
Welker	8	4	82	10.3	25	0
TEAM	29	10	333	11.5	72t	1
OPPONENTS	21	13	186	8.9	26	0

* KICKOFF RETURNS	No.	Yds	Avg	Long	TD
Edelman	12	284	23.7	37	0
Woodhead	12	252	21.0	34	0
Ridley	7	152	21.7	32	0
Slater	3	54	18.0	22	0
R. Gronkowski	1	11	11.0	11	0
McCourty	1	24	24.0	24	0
Ninkovich	1	10	10.0	10	0
TEAM	37	787	21.3	37	0
OPPONENTS	45	991	22.0	88	0

* FIELD GOALS	1-19	20-29	30-39	40-49	50+
Gostkowski	1/ 1	8/ 9	4/ 5	6/ 8	1/1
TEAM	1/ 1	8/ 9	4/ 5	6/ 8	1/1
OPPONENTS	0/ 0	11/12	2/ 2	3/ 4	0/0

Gostkowski: (48N,20G) (22G,47G) (23G) (44G) (44G,  
 24G,28G) (31G,26G) (46G,42N) (27N,32G,45G) (50G,36G,  
 27G) (21G,19G) (39N,45G) (39G)  
 OPP: (20G) ( ) (42G,28G) (28G,26G) ( ) (48G,22G,26G)  
 (33G,21G,23G,44N) (22G) (24N) (26G) (43G,22G) (31G)

* PASSING	Att	Cmp	Yds	Cmp%	Yds/Att	TD	TD%	Int	Int%	Long	Sack/Lost	Rating
Brady	459	306	3916	66.7	8.53	30	6.5	10	2.2	99t	21/ 117	105.9
TEAM	459	306	3916	66.7	8.53	30	6.5	10	2.2	99t	21/ 117	105.9
OPPONENTS	485	310	3894	63.9	8.03	18	3.7	17	3.5	58	27/ 174	86.6



# 2011 DEFENSIVE STATISTICS

Tackle Statistics based on Coaches Film Review

PLAYER Name	TACKLES			SACKS			INTERCEPTIONS				FUMBLES				SP. TEAMS				
	TT	UT	A	S/	Yds	QH	Int/	Yds	TD	PD	FF	FR/	Yds	TD	TT	UT	A	FF	FR
Jerod Mayo	67	43	24	0.0	0.0	3	1	2	0	2	1	0	0	0	0	0	0	0	0
Devin McCourty	65	50	15	0.0	0.0	0	0	0	0	3	0	0	0	0	3	2	1	0	0
Kyle Arrington	62	41	21	0.0	0.0	0	7	92	0	12	0	1	0	0	8	5	3	0	0
Patrick Chung	60	38	22	1.0	3.0	1	1	0	0	4	0	0	0	0	2	1	1	0	0
Vince Wilfork	59	33	26	2.5	17.0	7	2	47	0	3	1	0	0	0	0	0	0	0	0
James Ihedigbo	52	36	16	0.0	0.0	0	0	0	0	1	0	0	0	0	4	2	2	0	0
Andre Carter	51	32	19	9.0	65.0	19	0	0	0	1	1	0	0	0	0	0	0	0	0
Brandon Spikes	48	35	13	0.0	0.0	1	0	0	0	1	0	0	0	0	0	0	0	0	0
Gary Guyton	46	33	13	0.0	0.0	0	1	17	0	1	0	0	0	0	0	0	0	0	0
Rob Ninkovich	45	33	12	4.5	20.0	8	2	30	1	4	0	1	0	0	0	0	0	0	1
Kyle Love	39	25	14	2.0	11.0	3	0	0	0	0	0	1	0	0	0	0	0	0	0
Sergio Brown	22	19	3	0.0	0.0	0	1	2	0	1	0	0	0	0	7	4	3	0	0
Antwaun Molden	22	16	6	0.0	0.0	0	1	27	0	2	0	0	0	0	9	7	2	0	0
Mark Anderson	21	15	6	7.0	49.0	9	0	0	0	1	1	0	0	0	0	0	0	0	0
Tracy White	19	15	4	0.0	0.0	0	0	0	0	0	0	0	0	0	13	10	3	0	0
Leigh Bodden	16	14	2	0.0	0.0	0	0	0	0	4	0	0	0	0	0	0	0	0	0
Josh Barrett	14	9	5	0.0	0.0	0	0	0	0	0	0	0	0	0	3	3	0	0	0
Brandon Deaderick	13	8	5	0.0	0.0	0	0	0	0	0	0	0	0	0	0	0	0	0	0
Gerard Warren	13	6	7	0.0	0.0	2	0	0	0	0	0	1	0	0	0	0	0	0	0
Dane Fletcher	9	7	2	0.0	0.0	4	0	0	0	0	0	0	0	0	3	3	0	0	0
Nate Jones	9	7	2	0.0	0.0	0	0	0	0	1	0	0	0	0	0	0	0	0	0
Shaun Ellis	8	5	3	0.0	0.0	1	0	0	0	0	0	0	0	0	0	0	0	0	0
Phillip Adams	8	8	0	0.0	0.0	1	1	0	0	1	0	0	0	0	0	0	0	0	0
Niko Koutouvides	8	6	2	0.0	0.0	0	0	0	0	0	0	0	0	0	6	5	1	0	1
Matthew Slater	7	7	0	0.0	0.0	0	0	0	0	0	1	0	0	0	12	10	2	0	0
Albert Haynesworth	6	3	3	0.0	0.0	2	0	0	0	0	0	0	0	0	0	0	0	0	0
Julian Edelman	6	5	1	0.0	0.0	0	0	0	0	0	0	0	0	0	0	0	0	0	0
Sterling Moore	6	6	0	0.0	0.0	0	0	0	0	0	0	0	0	0	0	0	0	0	0
Jeff Tarpinian	4	4	0	0.0	0.0	0	0	0	0	0	0	0	0	0	8	5	3	0	0
Myron Pryor	3	2	1	0.5	4.5	3	0	0	0	0	0	0	0	0	0	0	0	0	0
Ras-I Dowling	3	2	1	0.0	0.0	0	0	0	0	0	0	0	0	0	0	0	0	0	0
A.J. Edds	2	1	1	0.0	0.0	0	0	0	0	0	0	0	0	0	0	0	0	0	0
Mike Wright	1	0	1	0.5	4.0	1	0	0	0	0	0	0	0	0	0	0	0	0	0
Jermaine Cunningham	1	0	1	0.0	0.0	0	0	0	0	0	0	0	0	0	0	0	0	0	0
Stephen Gostkowski	0	0	0	0.0	0.0	0	0	0	0	0	0	0	0	0	4	2	2	0	0
Zoltan Mesko	0	0	0	0.0	0.0	0	0	0	0	0	0	0	0	0	1	0	1	0	0
Danny Woodhead	0	0	0	0.0	0.0	0	0	0	0	0	0	0	0	0	4	2	2	0	0
Ross Ventrone	0	0	0	0.0	0.0	0	0	0	0	0	0	0	0	0	1	1	0	0	0
Shane Vereen	0	0	0	0.0	0.0	0	0	0	0	0	0	0	0	0	1	0	1	0	0
BenJarvus Green-Ellis	0	0	0	0.0	0.0	0	0	0	0	0	0	0	0	0	2	2	0	0	0
Danny Aiken	0	0	0	0.0	0.0	0	0	0	0	0	0	0	0	0	4	3	1	0	0
<b>TOTALS</b>	<b>815</b>	<b>564</b>	<b>251</b>	<b>27.0</b>	<b>173.5</b>	<b>65</b>	<b>17</b>	<b>217</b>	<b>1</b>	<b>42</b>	<b>5</b>	<b>4</b>	<b>0</b>	<b>0</b>	<b>95</b>	<b>67</b>	<b>28</b>	<b>0</b>	<b>2</b>

FUMBLES - LOST (9-5)				
	No.	Lost	Rec	O.B.
Tom Brady	4	2	1	0
Julian Edelman	2	1	1	0
Aaron Hernandez	1	1	0	0
Matthew Slater	1	1	0	0
Wes Welker	1	0	0	0
Antwaun Molden	0	0	1	0
<b>TOTALS</b>	<b>9</b>	<b>5</b>	<b>3</b>	<b>0</b>
MISC. OFFENSIVE STATS				
	Tkl	Ast	FF	FR
Deion Branch	2	0	0	0
BenJarvus Green-Ellis	1	0	0	0
Rob Gronkowski	2	0	0	0
Matt Light	1	1	0	0
Nate Solder	1	0	0	0
Sebastian Vollmer	1	0	0	0
Wes Welker	0	1	0	0
Danny Woodhead	2	0	0	0
<b>TOTALS</b>	<b>10</b>	<b>2</b>	<b>0</b>	<b>0</b>

KEY	
TT-Total Tackles	Int/Yds-Interceptions/Yards Returned
UT-Unassisted Tackles	PD-Passes Defensed
A-Assisted Tackles	FF-Forced Fumbles

BLOCKED KICKS			
	XP	FG	P
<b>Totals</b>			



# 2011 New England Patriots Roster

AS OF DECEMBER 6, 2011

## ALPHABETICAL ROSTER

#	NAME	POS	HT	WT	BORN	YR	COLLEGE	H.S. HOMETOWN
48	Aiken, Danny	LS	6-4	252	8/28/1988	R	Virginia	Roanoke, Va.
95	Anderson, Mark	DE	6-4	255	5/26/1983	6	Alabama	Tulsa, Okla.
24	Arrington, Kyle	CB	5-10	196	8/12/1986	3	Hofstra	Accokeek, Md.
97	Brace, Ron	DL	6-3	330	12/18/1986	3	Boston College	Worcester, Mass.
12	Brady, Tom	QB	6-4	225	8/3/1977	12	Michigan	San Mateo, Calif.
84	Branch, Deion	WR	5-9	195	7/18/1979	10	Louisville	Albany, Ga.
31	Brown, Sergio	S	6-2	210	5/22/1988	2	Notre Dame	Maywood, Ill.
61	Cannon, Marcus	OL	6-5	358	5/6/1988	R	Texas Christian	Odessa, Texas
93	Carter, Andre	DE	6-4	255	5/12/1979	11	California	San Jose, Calif.
25	Chung, Patrick	S	5-11	212	8/19/1987	3	Oregon	Rancho Cucamonga, Calif.
63	Connolly, Dan	OL	6-4	313	9/2/1982	6	Southeast Missouri St.	St. Louis, Mo.
96	Cunningham, Jermaine	LB	6-3	260	4/24/1988	2	Florida	Stone Mountain, Ga.
71	Deaderick, Brandon	DL	6-4	305	8/19/1987	2	Alabama	Elizabethtown, Ky.
11	Edelman, Julian	WR	5-10	198	5/22/1986	3	Kent State	Redwood City, Calif.
94	Ellis, Shaun	DE	6-5	290	6/24/1977	12	Tennessee	Anderson, S.C.
33	Faulk, Kevin	RB	5-8	202	6/5/1976	13	Louisiana State	Carencro, La.
52	Fletcher, Dane	LB	6-2	244	9/14/1986	2	Montana State	Bozeman, Montana
3	Gostkowski, Stephen	K	6-1	215	1/28/1984	6	Memphis	Madison, Miss.
42	Green-Ellis, BenJarvus	RB	5-11	215	7/2/1985	4	Mississippi	New Orleans, La.
87	Gronkowski, Rob	TE	6-6	265	5/14/1989	2	Arizona	Pittsburgh, Pa.
59	Guyton, Gary	LB	6-3	245	11/14/1985	4	Georgia Tech	Hinesville, Ga.
81	Hernandez, Aaron	TE	6-1	245	11/6/1989	2	Florida	Bristol, Conn.
8	Hoyer, Brian	QB	6-2	215	10/13/1985	3	Michigan State	North Olmsted, Ohio
44	Ihedigbo, James	S	6-1	215	12/3/1983	5	Massachusetts	Northampton, Mass.
23	Jones, Nate	DB	5-10	185	6/15/1982	8	Rutgers	Scotch Plains, N.J.
90	Koutouvides, Niko	LB	6-2	238	3/25/1981	8	Purdue	New Britain, Conn.
72	Light, Matt	T	6-4	305	6/23/1978	11	Purdue	Greenville, Ohio
74	Love, Kyle	DL	6-1	310	11/18/1986	2	Mississippi State	Fairburn, Ga.
15	Mallett, Ryan	QB	6-6	238	6/5/1988	R	Arkansas	Texarkana, Texas
70	Mankins, Logan	G	6-4	310	3/10/1982	7	Fresno State	Catheys Valley, Calif.
51	Mayo, Jerod	LB	6-1	245	2/23/1986	4	Tennessee	Hampton, Va.
32	McCourty, Devin	CB	5-10	193	8/13/1987	2	Rutgers	Montvale, N.J.
65	McDonald, Nick	OL	6-4	316	6/27/1987	2	Grand Valley State	Salinas, Calif.
14	Mesko, Zoltan	P	6-5	231	3/16/1986	2	Michigan	Twinsburg, Ohio
27	Molden, Antwaun	CB	6-1	198	1/23/1985	4	Eastern Kentucky	Cleveland, Ohio
29	Moore, Sterling	DB	5-10	205	2/3/1990	R	Southern Methodist	Antioch, Calif.
50	Ninkovich, Rob	LB	6-2	255	2/1/1984	6	Purdue	Blue Island, Ill.
85	Ochoincio, Chad	WR	6-1	192	1/9/1978	11	Oregon State	Miami, Fla.
22	Ridley, Stevan	RB	5-11	225	1/27/1989	R	Louisiana State	Natchez, Miss.
18	Slater, Matthew	WR	6-0	200	9/9/1985	4	UCLA	Anaheim, Calif.
77	Solder, Nate	T	6-8	319	4/12/1988	R	Colorado	Buena Vista, Colo.
55	Spikes, Brandon	LB	6-2	250	9/3/1987	2	Florida	Shelby, N.C.
64	Thomas, Donald	OL	6-4	310	9/25/1985	4	Connecticut	New Haven, Conn.
10	Underwood, Tiquan	WR	6-1	183	2/17/1987	3	Rutgers	New Brunswick, N.J.
34	Vereen, Shane	RB	5-9	205	5/2/1989	R	California	Valencia, Calif.
76	Vollmer, Sebastian	T	6-8	315	7/10/1984	3	Houston	Kaarst, Germany
98	Warren, Gerard	DL	6-4	325	7/25/1978	10	Florida	Lake Butler, Fla.
54	Waters, Brian	G	6-3	320	2/18/1877	12	North Texas	Waxahachie, Texas
83	Welker, Wes	WR	5-9	185	5/1/1981	8	Texas Tech	Oklahoma City, Okla.
62	Wendell, Ryan	C	6-2	290	3/4/1986	3	Fresno State	Diamond Bar, Calif.
58	White, Tracy	LB	6-0	230	4/14/1981	9	Howard	St. Stephen, S.C.
75	Wilfork, Vince	DL	6-2	325	11/4/1981	8	Miami (Fla.)	Boynton Beach, Fla.
39	Woodhead, Danny	RB	5-8	195	1/25/1985	4	Chadron State	North Platte, Neb.

## NUMERICAL ROSTER

#	NAME	POS
3	Stephen Gostkowski	K
8	Brian Hoyer	QB
10	Tiquan Underwood	WR
11	Julian Edelman	WR
12	Tom Brady	QB
14	Zoltan Mesko	P
15	Ryan Mallett	QB
18	Matthew Slater	WR
22	Stevan Ridley	RB
23	Nate Jones	DB
24	Kyle Arrington	CB
25	Patrick Chung	S
27	Antwaun Molden	CB
29	Sterling Moore	DB
31	Sergio Brown	S
32	Devin McCourty	CB
33	Kevin Faulk	RB
34	Shane Vereen	RB
39	Danny Woodhead	RB
42	BenJarvus Green-Ellis	RB
44	James Ihedigbo	S
48	Danny Aiken	LS
50	Rob Ninkovich	LB
51	Jerod Mayo	LB
52	Dane Fletcher	LB
54	Brian Waters	G
55	Brandon Spikes	LB
58	Tracy White	LB
59	Gary Guyton	LB
61	Marcus Cannon	OL
62	Ryan Wendell	C
63	Dan Connolly	OL
64	Donald Thomas	OL
65	Nick McDonald	OL
70	Logan Mankins	G
71	Brandon Deaderick	DL
72	Matt Light	T
74	Kyle Love	FLA
75	Vince Wilfork	DL
76	Sebastian Vollmer	T
77	Nate Solder	T
81	Aaron Hernandez	TE
83	Wes Welker	WR
84	Deion Branch	WR
85	Chad Ochoincio	WR
87	Rob Gronkowski	TE
90	Niko Koutouvides	LB
93	Andre Carter	DE
94	Shaun Ellis	DE
95	Mark Anderson	DE
96	Jermaine Cunningham	LB
97	Ron Brace	DL
98	Gerard Warren	DL

## PRACTICE SQUAD

#	NAME	POS	HT	WT	BORN	YR	COLLEGE	H.S. HOMETOWN
49	Carter, Markell	LB	6-4	248	12/21/1989	R	Central Arkansas	Bartlesville, Okla.
68	Kopa, Matt	OL	6-6	303	2/25/1987	2	Stanford	Elk Grove, Calif.
45	Mills, Garrett	TE	6-1	235	10/12/1983	6	Tulsa	Tulsa, Okla.
47	Rivera, Mike	LB	6-2	252	1/10/1986	1	Kansas	Shawnee Mission, Kan.
69	Silvestro, Alex	DE	6-3	267	11/15/1988	R	Rutgers	Gibbstown, N.J.
35	Ventrone, Ross	S	5-8	190	8/27/1986	1	Villanova	Pittsburgh, Pa.
41	Williams, Malcolm	DB	5-11	200	11/22/1987	R	Texas Christian	Grand Prairie, Texas

## PRACTICE SQUAD

#	NAME	POS
35	Ross Ventrone	S
41	Malcolm Williams	DB
45	Garrett Mills	TE
47	Mike Rivera	LB
49	Markell Carter	LB
68	Matt Kopa	OL
69	Alex Silvestro	DE

## RESERVE/INJURED LIST

#	NAME	POS	HT	WT	BORN	YR	COLLEGE	H.S. HOMETOWN
30	Barrett, Josh	S	6-2	225	11/22/1984	4	Arizona State	Reno, Nev.
47	Cox, Christian	LB	6-3	250	12/11/1985	R	Utah	Bountiful, Utah
21	Dowling, Ras-I	CB	6-1	198	5/9/1988	R	Virginia	Chesapeake, Va.
69	Hix, Kyle	OL	6-7	325	9/23/1988	R	Texas	Aledo, Tex.
67	Koppen, Dan	C	6-2	296	9/12/1979	9	Boston College	Whitehall, Pa.
26	Lockett, Bret	DB	6-1	220	10/7/1986	3	UCLA	Diamond Bar, Calif.
60	Ohmberger, Rich	OL	6-2	300	2/14/1986	3	Penn State	East Meadow, N.Y.
91	Pryor, Myron	DL	6-1	310	6/13/1986	3	Kentucky	Louisville, Ky.
53	Tarpinian, Jeff	LB	6-3	238	10/16/1987	R	Iowa	Omaha, Neb.
99	Wright, Mike	DL	6-4	295	3/1/1982	7	Cincinnati	Cincinnati, Ohio

## RESERVE/INJURED LIST

#	NAME	POS
21	Ras-I Dowling	CB
26	Bret Lockett	DB
30	Josh Barrett	S
47	Christian Cox	LB
53	Jeff Tarpinian	LB
60	Rich Ohmberger	OL
67	Dan Koppen	C
69	Kyle Hix	OL
91	Myron Pryor	DL
99	Mike Wright	DL

## RESERVE/MILITARY LIST

#	NAME	POS	HT	WT	BORN	YR	COLLEGE	H.S. HOMETOWN
15	White, Shun	WR	5-8	195	12/9/1985	1	Navy	Memphis, Tenn.

## RESERVE/MILITARY LIST

#	NAME	POS
15	Shun White	WR

## HEAD COACH: BILL BELICHICK

**ASSISTANTS:** Josh Boyer, Defensive Backs; Moses Cabrera, Assistant Strength and Conditioning; Ivan Fears, Running Backs; Brian Ferentz, Tight Ends; Brian Flores, Defensive Assistant; George Godsey, Offensive Assistant; Patrick Graham, Linebackers; Pepper Johnson, Defensive Line; Harold Nash, Head Strength and Conditioning; Bill O'Brien, Offensive Coordinator/Quarterbacks; Scott O'Brien, Special Teams; Chad O'Shea, Receivers; Matt Patricia, Safeties; Dante Scarnecchia, Assistant Head Coach/Offensive Line



# 2011 Numerical Roster

December 6, 2011

3	Stephen Gostkowski	K	6-1	215	27	6	Memphis	D4b-06
8	Brian Hoyer	QB	6-2	215	26	3	Michigan State	FA-09
10	Tiquan Underwood	WR	6-1	183	24	3	Rutgers	FA-11
11	Julian Edelman	WR	5-10	198	25	3	Kent State	D7a-09
12	Tom Brady	QB	6-4	225	34	12	Michigan	D6b-00
14	Zoltan Mesko	P	6-5	231	25	2	Michigan	D5-10
15	Ryan Mallett	QB	6-6	238	23	R	Arkansas	D3b-11
18	Matthew Slater	WR	6-0	200	26	4	UCLA	D5-08
22	Stevan Ridley	RB	5-11	225	22	R	Louisiana State	D3a-11
23	Nate Jones	DB	5-10	185	29	8	Rutgers	FA-11
24	Kyle Arrington	CB	5-10	196	25	3	Hofstra	FA-09
25	Patrick Chung	S	5-11	212	24	3	Oregon	D2a-09
27	Antwaun Molden	CB	6-1	198	26	4	Eastern Kentucky	CW(HOU)-11
29	Sterling Moore	DB	5-10	205	21	R	Southern Methodist	FA-11
31	Sergio Brown	S	6-2	210	23	2	Notre Dame	FA-10
32	Devin McCourty	CB	5-10	193	24	2	Rutgers	D1-10
33	Kevin Faulk	RB	5-8	202	35	13	Louisiana State	D2-99
34	Shane Vereen	RB	5-9	205	22	R	California	D2b-11
39	Danny Woodhead	RB	5-8	195	26	4	Chadron State	FA-10
42	BenJarvus Green-Ellis	RB	5-11	215	26	4	Mississippi	FA-08
44	James Ihedigbo	S	6-1	214	28	5	Massachusetts	FA-11
48	Danny Aiken	LS	6-4	252	23	R	Virginia	CW(BUF)-11
50	Rob Ninkovich	LB	6-2	255	27	6	Purdue	FA-09
51	Jerod Mayo	LB	6-1	245	25	4	Tennessee	D1-08
52	Dane Fletcher	LB	6-2	244	25	2	Montana State	FA-10
54	Brian Waters	G	6-3	320	34	12	North Texas	FA-11
55	Brandon Spikes	LB	6-2	250	24	2	Florida	D2c-10
58	Tracy White	LB	6-0	230	30	9	Howard	TR(PHI)-10
59	Gary Guyton	LB	6-3	245	26	4	Georgia Tech	FA-08
61	Marcus Cannon	OL	6-5	358	23	R	Texas Christian	D5a-11
62	Ryan Wendell	C	6-2	290	25	3	Fresno State	FA-08
63	Dan Connolly	OL	6-4	313	29	6	Southeast Missouri St.	FA(JAX)-08
64	Donald Thomas	OL	6-4	310	26	4	Connecticut	FA-11
65	Nick McDonald	OL	6-4	316	24	2	Grand Valley State	FA-11
70	Logan Mankins	G	6-4	310	29	7	Fresno State	D1-05
71	Brandon Deaderick	DL	6-4	305	24	2	Alabama	D7b-10
72	Matt Light	T	6-4	305	33	11	Purdue	D2-01
74	Kyle Love	DL	6-1	310	25	2	Mississippi State	FA-10
75	Vince Wilfork	DL	6-2	325	30	8	Miami (Fla.)	D1a-04
76	Sebastian Vollmer	T	6-8	315	27	3	Houston	D2d-09
77	Nate Solder	T	6-8	319	23	R	Colorado	D1-11
81	Aaron Hernandez	TE	6-1	245	22	2	Florida	D4-10
83	Wes Welker	WR	5-9	185	30	8	Texas Tech	TR(MIA)-07
84	Deion Branch	WR	5-9	195	32	10	Louisville	TR(SEA)-10
85	Chad Ochocinco	WR	6-1	192	33	11	Oregon State	TR(CIN)-11
87	Rob Gronkowski	TE	6-6	265	22	2	Arizona	D2a-10
90	Niko Koutouvides	LB	6-2	238	30	8	Purdue	FA-11
93	Andre Carter	DE	6-4	255	32	11	California	FA-11
94	Shaun Ellis	DE	6-5	290	34	12	Tennessee	FA-11
95	Mark Anderson	DE	6-4	255	28	6	Alabama	FA-11
96	Jermaine Cunningham	LB	6-3	260	23	2	Florida	D2b-10
97	Ron Brace	DL	6-3	330	24	3	Boston College	D2b-09
98	Gerard Warren	DL	6-4	325	33	10	Florida	FA-11

## PRACTICE SQUAD

#	NAME	POS	HT	WT	AGE	YR	COLLEGE	HOW ACQ.
35	Ross Ventrone	S	5-8	190	25	1	Villanova	FA-10
41	Malcolm Williams	DB	5-11	200	24	R	Texas Christian	D7-11
45	Garrett Mills	TE	6-1	235	28	6	Tulsa	FA-11
47	Mike Rivera	LB	6-2	252	25	1	Kansas	FA-11
49	Markell Carter	LB	6-4	248	21	R	Central Arkansas	D6-11
68	Matt Kopa	OL	6-6	303	24	2	Stanford	FA-11
69	Alex Silvestro	DE	6-3	267	23	R	Rutgers	FA-11

## RESERVE/INJURED LIST

#	NAME	POS	HT	WT	AGE	YR	COLLEGE	INJURY (IR date)
21	Ras-I Dowling	CB	6-1	198	23	R	Virginia	hip (10/29/11)
26	Bret Lockett	DB	6-1	220	25	3	UCLA	groin (8/23/11)
30	Josh Barrett	S	6-2	225	27	4	Arizona State	calf (11/9/11)
47	Christian Cox	LB	6-3	250	25	R	Utah	neck (8/19/11)
53	Jeff Tarpinian	LB	6-3	238	24	R	Iowa	head (11/24/11)
60	Rich Ohrmberger	OL	6-2	300	25	3	Penn State	(9/3/11)
67	Dan Koppen	C	6-2	296	32	9	Boston College	leg (9/21/11)
69	Kyle Hix	OL	6-7	325	23	R	Texas	shoulder (8/7/11)
91	Myron Pryor	DL	6-1	310	25	3	Kentucky	shoulder (9/21/11)
99	Mike Wright	DL	6-4	295	29	7	Cincinnati	concussion (10/13/11)

## RESERVE/MILITARY LIST

#	NAME	POS	HT	WT	AGE	YR	COLLEGE	DATE
15	Shun White	WR	5-8	195	25	1	Navy	(8/17/09)



# 2011 Positional Roster

December 6, 2011

## DEFENSE (24)

#	NAME	POS	HT	WT	BORN	YR	COLLEGE	H.S. HOMETOWN
<b>DEFENSIVE LINE (8)</b>								
95	Anderson, Mark	DE	6-4	255	3/26/1983	6	Alabama	Tulsa, Okla.
97	Brace, Ron	DL	6-3	330	12/18/1986	3	Boston College	Worcester, Mass.
93	Carter, Andre	DE	6-4	255	5/12/1979	11	California	San Jose, Calif.
71	Deaderick, Brandon	DL	6-4	305	8/19/1987	2	Alabama	Elizabethtown, Ky.
94	Ellis, Shaun	DE	6-5	290	6/24/1977	12	Tennessee	Anderson, S.C.
74	Love, Kyle	DL	6-1	310	11/18/1986	2	Mississippi State	Fairburn, Ga.
98	Warren, Gerard	DL	6-4	325	7/25/1978	10	Florida	Lake Butler, Fla.
75	Wilfork, Vince	DL	6-2	325	11/4/1981	8	Miami (Fla.)	Boynton Beach, Fla.
<b>LINEBACKER (8)</b>								
96	Cunningham, Jermaine	LB	6-3	260	4/24/1988	2	Florida	Stone Mountain, Ga.
52	Fletcher, Dane	LB	6-2	244	9/14/1986	2	Montana State	Bozeman, Montana
59	Guyton, Gary	LB	6-3	245	11/14/1985	4	Georgia Tech	Hinesville, Ga.
90	Koutouvides, Niko	LB	6-2	238	3/25/1981	8	Purdue	New Britain, Conn.
51	Mayo, Jerod	LB	6-1	245	2/23/1986	4	Tennessee	Hampton, Va.
50	Ninkovich, Rob	LB	6-2	255	2/1/1984	6	Purdue	Blue Island, Ill.
55	Spikes, Brandon	LB	6-2	250	9/3/1987	2	Florida	Shelby, N.C.
58	White, Tracy	LB	6-0	230	4/14/1981	9	Howard	St. Stephen, S.C.
<b>DEFENSIVE BACK (8)</b>								
24	Arrington, Kyle	CB	5-10	196	8/12/1986	3	Hofstra	Accokeek, Md.
31	Brown, Sergio	S	6-2	210	5/22/1988	2	Notre Dame	Maywood, Ill.
25	Chung, Patrick	S	5-11	212	8/19/1987	3	Oregon	Rancho Cucamonga, Calif.
44	Ihedigbo, James	S	6-1	214	12/3/1983	5	Massachusetts	Northampton, Mass.
23	Jones, Nate	DB	5-10	185	6/15/1982	8	Rutgers	Scotch Plains, N.J.
32	McCourty, Devin	CB	5-10	193	8/13/1987	2	Rutgers	Montvale, N.J.
27	Molden, Antwaun	CB	6-1	198	1/23/1985	4	Eastern Kentucky	Cleveland, Ohio
29	Moore, Sterling	DB	5-10	205	2/3/1990	R	Southern Methodist	Antioch, Calif.

## OFFENSE (26)

#	NAME	POS	HT	WT	BORN	YR	COLLEGE	H.S. HOMETOWN
<b>OFFENSIVE LINE (10)</b>								
61	Cannon, Marcus	OL	6-5	358	5/6/1988	R	Texas Christian	Odessa, Texas
63	Connolly, Dan	OL	6-4	313	9/2/1982	6	Southeast Missouri St.	St. Louis, Mo.
72	Light, Matt	T	6-4	305	6/23/1978	11	Purdue	Greenville, Ohio
70	Mankins, Logan	G	6-4	310	3/10/1982	7	Fresno State	Catheys Valley, Calif.
65	McDonald, Nick	OL	6-4	316	6/27/1987	2	Grand Valley State	Salinas, Calif.
77	Solder, Nate	T	6-8	319	4/12/1988	R	Colorado	Buena Vista, Co.
64	Thomas, Donald	OL	6-4	310	9/25/1985	4	Connecticut	New Haven, Conn.
76	Vollmer, Sebastian	T	6-8	315	7/10/1984	3	Houston	Kaarst, Germany
54	Waters, Brian	G	6-3	320	2/18/1977	12	North Texas	Waxahachie, Texas
62	Wendell, Ryan	C	6-2	290	3/4/1986	3	Fresno State	Diamond Bar, Calif.
<b>QUARTERBACK (3)</b>								
12	Brady, Tom	QB	6-4	225	8/3/1977	12	Michigan	San Mateo, Calif.
8	Hoyer, Brian	QB	6-2	215	10/13/1985	3	Michigan State	North Olmsted, Ohio
15	Mallett, Ryan	QB	6-6	238	6/5/1988	R	Arkansas	Texarkana, Texas
<b>WIDE RECEIVER (6)</b>								
84	Branch, Deion	WR	5-9	195	7/18/1979	10	Louisville	Albany, Ga.
11	Edelman, Julian	WR	5-10	198	5/22/1986	3	Kent State	Redwood City, Calif.
85	Ochocinco, Chad	WR	6-1	192	1/9/1978	11	Oregon State	Miami, Fla.
18	Slater, Matthew	WR	6-0	200	9/9/1985	4	UCLA	Anaheim, Calif.
10	Underwood, Tiquan	WR	6-1	183	2/17/1987	3	Rutgers	New Brunswick, N.J.
83	Welker, Wes	WR	5-9	185	5/1/1981	8	Texas Tech	Oklahoma City, Okla.
<b>RUNNING BACK (5)</b>								
33	Faulk, Kevin	RB	5-8	202	6/5/1976	13	Louisiana State	Carencro, La.
42	Green-Ellis, BenJarvus	RB	5-11	215	7/2/1985	4	Mississippi	New Orleans, La.
22	Ridley, Stevan	RB	5-11	225	1/27/1989	R	Louisiana State	Natchez, Miss.
34	Vereen, Shane	RB	5-9	205	5/2/1989	R	California	Valencia, Calif.
39	Woodhead, Danny	RB	5-8	195	1/25/1985	4	Chadron State	North Platte, Ne.
<b>TIGHT END (2)</b>								
87	Gronkowski, Rob	TE	6-6	265	5/14/1989	2	Arizona	Pittsburgh, Pa.
81	Hernandez, Aaron	TE	6-1	245	11/6/1989	2	Florida	Bristol, Conn.

## SPECIALISTS (3)

#	NAME	POS	HT	WT	BORN	YR	COLLEGE	H.S. HOMETOWN
<b>SPECIALISTS (3)</b>								
48	Aiken, Danny	LS	6-4	252	8/28/1988	R	Virginia	Roanoke, Va.
3	Gostkowski, Stephen	K	6-1	215	1/28/1984	6	Memphis	Madison, Miss.
14	Mesko, Zoltan	P	6-5	231	3/16/1986	2	Michigan	Twinsburg, Ohio

## RESERVE/INJURED (10)

#	NAME	POS	HT	WT	BORN	YR	COLLEGE	H.S. HOMETOWN
<b>RESERVE/INJURED (10)</b>								
30	Barrett, Josh	S	6-2	225	11/22/1984	4	Arizona State	Reno, Nev.
47	Cox, Christian	LB	6-3	250	12/11/1985	R	Utah	Bountiful, Utah
21	Dowling, Ros-I	CB	6-1	198	5/9/1988	R	Virginia	Chesapeake, Va.
69	Hix, Kyle	OL	6-7	325	9/23/1988	R	Texas	Aledo, Texas
67	Koppen, Dan	C	6-2	296	9/12/1979	9	Boston College	Whitehall, Pa.
26	Lockett, Brett	DB	6-1	220	10/7/1986	3	UCLA	Diamond Bar, Calif.
60	Ohmberger, Rich	OL	6-2	300	2/14/1986	3	Penn State	East Meadow, N.Y.
91	Pryor, Myron	DL	6-1	310	6/13/1986	3	Kentucky	Louisville, Ky.
53	Tarpinian, Jeff	LB	6-3	238	10/16/1987	R	Iowa	Omaha, Neb.
99	Wright, Mike	DL	6-4	295	3/1/1982	7	Cincinnati	Cincinnati, Ohio

## RESERVE/MILITARY (1)

#	NAME	POS	HT	WT	BORN	YR	COLLEGE	H.S. HOMETOWN
<b>RESERVE/MILITARY (1)</b>								
15	White, Shun	WR	5-8	195	12/9/1985	1	Navy	Memphis, Tenn.



# How The Patriots Were Built

UPDATED: December 6, 2011

<u>YEAR</u>	<u>DRAFTEES (24)</u>	<u>VETERAN FREE AGENTS (14)</u>	<u>WAIVERS (2) / TRADES (4)</u>	<u>ROOKIE AND FIRST-YEAR FREE AGENTS (9)</u>
1999	Kevin Faulk (2)			
2000	Tom Brady (6b)			
2001	Matt Light (2)			
2004	Vince Wilfork (1a)			
2005	Logan Mankins (1)			
2006	Stephen Gostkowski (4b)			
2007			Wes Welker (fa)(tr-MIA)	
2008	Jerod Mayo (1) Matthew Slater (5)	Dan Connolly (fa)(JAX)		BenJarvus Green-Ellis (fa) Gary Guyton (fa)
2009	Patrick Chung (2a) Ron Brace (2b) Sebastian Vollmer (2d) Julian Edelman (7a)	Rob Ninkovich (5)(NO)		Kyle Arrington (fa) (PHI) Brian Hoyer (fa) Ryan Wendell (fa)
2010	Devin McCourty (1) Rob Gronkowski (2a) Jermaine Cunningham (2b) Brandon Spikes (2c) Aaron Hernandez (4) Zoltan Mesko (5) Brandon Deaderick (7)	Danny Woodhead (fa)(NYJ)	Deion Branch (2) (tr-SEA) Tracy White (fa) (tr-PHI)	Sergio Brown (fa) Dane Fletcher (fa) Kyle Love (fa)
2011	Nate Solder (1) Shane Vereen (2b) Stevan Ridley (3a) Ryan Mallett (3b) Marcus Cannon (5a)	Mark Anderson (5)(CHIC) Andre Carter (1)(SF) Shaun Ellis (1)(NYJ) James Ihedigbo (fa)(NYJ) Nate Jones (7)(DAL) Niko Koutouvides (4)(SEA) Nick McDonald (fa)(GB) Donald Thomas (6)(MIA) Tiquan Underwood (7)(JAX) Gerard Warren (1)(CLE) Brian Waters (fa)(DAL)	Danny Aiken (fa) CW (BUF) Chad Ochocinco (2) (tr-CIN) Antwaun Molden (3) CW (HOU)	Sterling Moore (fa) (OAK)

**NOTE:** Team in parenthesis is the player's prior team  
 (#) – indicates round drafted  
 (fa) – indicates non-drafted free agents

**RESERVE/INJURED (10)**

Josh Barrett (7)  
 Christian Cox (fa)  
 Ras-I Dowling (2a)  
 Kyle Hix (fa)  
 Dan Koppen (5)  
 Bret Lockett (CW)  
 Rich Ohrnberger (4)  
 Myron Pryor (6b)  
 Jeff Tarpinian (fa)  
 Mike Wright (fa)

**RESERVE/N.F.I. (1)**

Marcus Cannon (5a)

**RESERVE/MILITARY (1)**

Shun White (fa)



# 2011 Transactions

UPDATED: December 6, 2011

## JANUARY, 2011

1/18/2011	Butler, Carson	Signed
1/18/2011	Crompton, Jonathan	Signed
1/18/2011	Farnham, Buddy	Signed
1/18/2011	Favorite, Marlon	Signed
1/18/2011	Jenkins, Darnell	Signed
1/18/2011	Turner, Thad	Signed
1/18/2011	Ventrone, Ross	Signed
1/19/2011	Austin, Thomas	Signed
1/19/2011	Maneri, Steve	Signed

## FEBRUARY, 2011

2/14/2011	Mankins, Logan	Designated Franchise Player
-----------	----------------	-----------------------------

## MARCH, 2011

3/2/2011	Neal, Setphen	Announced his retirement
3/3/2011	Arrington, Kyle	Tendered contract
3/3/2011	Green-Ellis, BenJarvus	Tendered contract
3/3/2011	Page, Jarrad	Tendered contract
3/4/2011	Stroud, Marcus	Signed

## APRIL, 2011

4/28/2011	Solder, Nate	Drafted
4/29/2011	Dowling, Ras-I	Drafted
4/29/2011	Vareen, Shane	Drafted
4/29/2011	Ridley, Stevan	Drafted
4/29/2011	Mallett, Ryan	Drafted
4/30/2011	Canoon, Marcus	Drafted
4/30/2011	Smith, Lee	Drafted
4/30/2011	Carter, Markell	Drafted
4/30/2011	Williams, Malcolm	Drafted

## JULY, 2011

7/27/2011	Berry, Mike	Signed
7/27/2011	Coulson, Ryan	Signed
7/27/2011	Hix, Kyle	Signed
7/27/2011	Koepplin, Kyle	Signed
7/27/2011	Lavarias, Aaron	Signed
7/27/2011	Leonard, Anthony	Signed
7/27/2011	Nurse, Clay	Signed
7/27/2011	Ross, Jeremy	Signed
7/27/2011	Silvestro, Alex	Signed
7/27/2011	Tarpinian, Jeff	Signed
7/27/2011	Woods, Corey	Signed
7/27/2011	Yeatman, Will	Signed
7/27/2011	Carter, Markell	Signed/Draft Choice
7/27/2011	Smith, Lee	Signed/Draft Choice
7/27/2011	Barnes, Tyree	Reinstated from Military Reserve
7/27/2011	Kettani, Eric	Reinstated from Military Reserve
7/28/2011	Ridley, Stevan	Signed/Draft Choice
7/28/2011	Williams, Malcolm	Signed/Draft Choice
7/29/2011	Mallett, Ryan	Signed/Draft Choice
7/29/2011	Cannon, Marcus	Signed/Draft Choice
7/29/2011	Banta-Cain, Tully	Released
7/29/2011	Carter, Tony	Released
7/29/2011	Crumpler, Alge	Released
7/29/2011	Kaczur, Nick	Released
7/29/2011	Stroud, Marcus	Released
7/29/2011	Warren, Ty	Released
7/29/2011	Coulson, Ryan	Released
7/29/2011	Haynesworth, Albert	Acquired via trade (WAS)
7/29/2011	Ochocinco, Chad	Acquired Via trade (CIN)
7/30/2011	Williams, Steve	Signed
7/30/2011	Faulk, Kevin	Signed
7/30/2011	Arrington, Kyle	Signed
7/30/2011	Mankins, Logan	Signed Franchise Tender
7/30/2011	Morris, Sammy	Signed
7/30/2011	McGowan, Brandon	Signed
7/30/2011	White, Tacy	Signed
7/30/2011	Leonard, Anthony	Released

## AUGUST, 2011

8/2/2011	Dowling, Ras-I	Signed/Draft Choice
8/2/2011	Vareen, Shane	Signed/Draft Choice
8/2/2011	Crompton, Jonathan	Released
8/2/2011	Cox, Christian	Signed
8/2/2011	Light, Matt	Signed
8/3/2011	Green-Ellis, BenJarvus	Signed
8/3/2011	Morris, Chris	Signed
8/3/2011	Compas, Jonathan	Signed

## AUGUST, 2011

8/3/2011	Medlin, Richard	Signed
8/3/2011	Berry, Mike	Released
8/3/2011	Clayton, Thomas	Released
8/4/2011	Solder, Nate	Signed/Draft Choice
8/5/2011	Anderson, Mark	Signed
8/5/2011	Favorite, Marlon	Released
8/7/2011	Turner, Thad	Released
8/7/2011	Hix, Kyle	Placed on Reserve/Injured (shoulder)
8/8/2011	Carter, Andre	Signed
8/8/2011	Ellis, Shaun	Signed
8/8/2011	Warren Gerard	Signed
8/8/2011	McGowan, Brandon	Released
8/10/2011	Wetterer, Mark	Claimed off Waivers (CIN)
8/10/2011	Ventrone, Ross	Released
8/13/2011	Roth, Zach	Signed
8/13/2011	Morris, Chris	Released
8/13/2011	Williams, Steve	Released
8/14/2011	Koutouvides, Niko	Signed
8/19/2011	LeVoir, Mark	Released
8/19/2011	Cox, Christian	Paced on Reserve/Injured (neck)
8/19/2011	Ihedigbo, James	Signed
8/20/2011	Brown, Ricky	Signed
8/21/2011	Mills, Garrett	Signed
8/21/2011	Lockett, Bret	Released
8/21/2011	Roth, Zach	Released
8/22/2011	Lockett, Bret	Placed on Reserve/Injured (groin)
8/24/2011	Berry, Mike	Signed
8/29/2011	Underwood, Tiquan	Signed
8/29/2011	Ventrone, Ross	Signed
8/29/2011	Barnes, Tyree	Released
8/29/2011	Jenkins, Darnell	Released
8/29/2011	Katula, Matt	Released
8/29/2011	Koepplin, Chris	Released
8/29/2011	Mills, Garrett	Released
8/29/2011	Nurse, Clay	Released
8/29/2011	Sanders, James	Released
8/29/2011	Weston, Kade	Released
8/29/2011	Wetterer, Mark	Released
8/29/2011	Wilhite, Jonathan	Released
8/29/2011	Williams, Malcolm	Released
8/30/2011	Dearth, James	Signed
8/30/2011	Murrell, Marques	Released
8/30/2011	Ross, Jeremy	Released

## SEPTEMBER, 2011

9/1/2011	Molden, Antwaun	Claimed off Waivers (HOU)
9/2/2011	Brown, Ricky	Released
9/2/2011	Berry, Mike	Released
9/2/2011	Butler, Carson	Released
9/2/2011	Compas, Jonathan	Released
9/2/2011	Farnham, Buddy	Released
9/2/2011	Medlin, Richard	Released
9/2/2011	Richard, Darryl	Released
9/2/2011	Woods, Corey	Released
9/3/2011	Brace, Ron	Placed on Reserve/PUP
9/3/2011	Deaderick, Brandon	Placed on Reserve/PUP
9/3/2011	Faulk, Kevin	Placed on Reserve/PUP
9/3/2011	Cannon, Marcus	Placed on Reserve/N.F.I.
9/3/2011	Ohmberger, Rich	Placed on Reserve/Injured
9/3/2011	Austin, Thomas	Released
9/3/2011	Carter, Markell	Released
9/3/2011	Cohen, Landon	Released
9/3/2011	Kettani, Eric	Released
9/3/2011	Koutouvides, Niko	Released
9/3/2011	Lavarias, Aaron	Released
9/3/2011	Meriweather, Brandon	Released
9/3/2011	Moore, Erci	Released
9/3/2011	Morris, Sammy	Released
9/3/2011	Silvestro, Alex	Released
9/3/2011	Smith, Lee	Released
9/3/2011	Tate, Brandon	Released
9/3/2011	Underwood, Tiquan	Released
9/3/2011	Ventrone, Ross	Released
9/3/2011	Yeatman, Will	Released
9/4/2011	Waters, Brian	Signed
9/4/2011	Dearth, James	Released
9/4/2011	Maneri, Steve	Released
9/4/2011	Aiken, Danny	Claimed off Waivers (BUF)





# 2011 Transactions

## CONTINUED

### SEPTEMBER 2011

9/5/2011 Carter, Markell Signed to the Practice Squad  
 9/5/2011 Kettani, Eric Signed to the Practice Squad  
 9/5/2011 Kopa, Matt Signed to the Practice Squad  
 9/5/2011 Lavarius, Aaron Signed to the Practice Squad  
 9/5/2011 McDonald, Nick Signed to the Practice Squad  
 9/5/2011 Taylor, Kerry Signed to the Practice Squad  
 9/5/2011 Ventrone, Ross Signed to the Practice Squad  
 9/5/2011 Welch, Thomas Signed to the Practice Squad  
 9/7/2011 Edds, A.J. Claimed off Waivers (MIA)  
 9/7/2011 Gronkowski, Dan Signed  
 9/7/2011 Butler, Darius Released  
 9/7/2011 Warren, Gerard Released  
 9/12/2011 Welch, Thomas Signed from the Practice Squad  
 9/12/2011 Tarpinian, Jeff Released  
 9/14/2011 Thomas, Donald Signed  
 9/14/2011 Mills, Garrett Signed to the Practice Squad  
 9/14/2011 Tarpinian, Jeff Signed to the Practice Squad  
 9/14/2011 Lavarius, Aarons Released from the Practice Squad  
 9/14/2011 Welch, Thomas Released  
 9/15/2011 Welch, Thomas Signed to the Practice Squad  
 9/15/2011 McDonald, Nick Released from the Practice Squad  
 9/16/2011 McDonald, Nick Signed to the Practice Squad  
 9/16/2011 Taylor, Kerry Released from the Practice Squad  
 9/21/2011 Adams, Phillip Signed  
 9/21/2011 Cohen, Landon Signed  
 9/21/2011 Koppen, Dan Placed on Reserve/Injured (leg)  
 9/21/2011 Pryor, Myron Placed on Reserve/Injured (shoulder)  
 9/22/2011 Tarpinian, Jeff Signed from the Practice Squad  
 9/22/2011 Edds, A.J. Released  
 9/22/2011 Victorian, Josh Signed to the Practice Squad  
 9/23/2011 Gronkowski, Dan Released  
 9/24/2011 Ventrone, Ross Signed from the Practice Squad  
 9/24/2011 Edds, A.J. Signed to the Practice Squad  
 9/27/2011 Cohen, Landon Released  
 9/28/2011 Warren, Gerard Signed  
 9/28/2011 Silvestro, Alex Signed to the Practice Squad

### OCTOBER, 2011

10/1/2011 Welch, Thomas Signed from the Practice Squad  
 10/1/2011 Ventrone, Ross Released  
 10/4/2011 Ventrone, Ross Signed to the Practice Squad  
 10/5/2011 Moore, Sterling Signed to the Practice Squad  
 10/5/2011 Victorian, Josh Released from the Practice Squad  
 10/7/2011 Victorian, Josh Signed to the Practice Squad  
 10/7/2011 Kettani, Eric Released from the Practice Squad  
 10/8/2011 Ventrone, Ross Signed from the Practice Squad  
 10/8/2011 Adams, Phillip Released  
 10/10/2011 Welch, Thomas Released  
 10/11/2011 Gronkowski, Dan Signed  
 10/12/2011 Welch, Thomas Signed to the Practice Squad  
 10/13/2011 Adams, Phillip Signed  
 10/13/2011 Wright, Mike Placed on Reserve/Injured (concussion)  
 10/14/2011 Harrison, Marcus Signed  
 10/14/2011 Adams, Phillip Released  
 10/15/2011 Moore, Sterling Signed from the Practice Squad  
 10/15/2011 Harrison, Marcus Released  
 10/17/2011 Moore, Sterling Released  
 10/17/2011 Ventrone, Ross Released  
 10/18/2011 Adams, Phillip Signed  
 10/19/2011 Ventrone, Ross Signed  
 10/19/2011 Moore, Sterling Signed to the Practice Squad  
 10/25/2011 Williams, Malcolm Signed to the Practice Squad  
 10/25/2011 Victorian, Josh Released from the Practice Squad  
 10/28/2011 Bodden, Josh Released  
 10/28/2011 Victorian, Josh Signed to the Practice Squad  
 10/28/2011 Williams, Malcolm Released from the Practice Squad  
 10/29/2011 Faulk, Kevin Activited from the Reserve/PUP  
 10/29/2011 Deaderick, Brandon Activited from the Reserve/PUP  
 10/29/2011 Dowling, Ras-I Placed on Reserve/Injured (hip)

### NOVEMBER, 2011

11/3/2011 Ventrone, Ross Released  
 11/4/2011 Williams, Malcom Signed to the Practice Squad  
 11/4/2011 Victorian, Josh Released from the Practice Squad  
 11/5/2011 Brace, Ron Activated from the Reserve/PUP  
 11/8/2011 Underwood, Tiquaan Signed  
 11/8/2011 Gronkowski, Dan Released  
 11/8/2011 Haynesworth, Albert Released  
 11/8/2011 Welch, Thomas Released from the Practice Squad

### NOVEMBER, 2011

11/9/2011 Barrett, Josh Placed on Reserve/Injured (calf)  
 11/9/2011 Koutouvides, Niko Signed  
 11/9/2011 Moore, Sterling Signed from the Practice Squad  
 11/9/2011 Rivera, Mike Signed to the Practice Squad  
 11/9/2011 Ventrone, Ross Signed to the Practice Squad  
 11/9/2011 Victorian, Josh Signed to the Practice Squad  
 11/9/2011 Williams, Malcolm Released from the Practice Squad  
 11/12/2011 Ventrone, Ross Signed from the Practice Squad  
 11/12/2011 Underwood, Tiquaan Released  
 11/15/2011 Cannon, Marcus Activited from Reserve/NFI  
 11/15/2011 Williams, Malcolm Signed to the Practice Squad  
 11/15/2011 Ventrone, Ross Released  
 11/17/2011 Ventrone, Ross Signed to the Practice Squad  
 11/17/2011 Victorian, Josh Released from the Practice Squad  
 11/21/2011 Ventrone, Ross Signed from the Practice Squad  
 11/21/2011 Thomas, Donald Released  
 11/23/2011 Thomas, Donald Signed  
 11/23/2011 Ventrone, Ross Released  
 11/23/2011 Victorian, Josh Signed to the Practice Squad  
 11/24/2011 Underwood, Tiquaan Signed  
 11/24/2011 Ventrone, Ross Signed to the Practice Squad  
 11/24/2011 Victorian, Josh Released from the Practice Squad  
 11/24/2011 Tarpinian, Jeff Placed on Reserve/Injured (head)  
 11/29/2011 Adams, Phillip Released  
 11/30/2011 Jones, Nate Signed

### DECEMBER, 2011

12/3/2011 McDonald, Nick Signed from the Practice Squad  
 12/3/2011 Price, Taylor Released



# UNOFFICIAL DEPTH CHART

Unofficial depth chart compiled by Patriots media relations, December 6, 2011

## OFFENSE

<b>WR:</b> 83 Wes Welker	11 Julian Edelman	18 Matthew Slater
<b>LT:</b> 72 Matt Light	<u>77 Nate Solder</u>	
<b>LG:</b> 70 Logan Mankins	62 Ryan Wendell	65 Nick McDonald
<b>C:</b> 63 Dan Connolly	62 Ryan Wendell	65 Nick McDonald
<b>RG:</b> 54 Brian Waters	64 Donald Thomas	
<b>RT:</b> 76 Sebastian Vollmer	<u>77 Nate Solder</u>	<u>61 Marcus Cannon</u>
<b>TE:</b> 87 Rob Gronkowski	81 Aaron Hernandez	
<b>WR:</b> 84 Deion Branch	85 Chad Ochocinco	10 Tiquan Underwood
<b>QB:</b> 12 Tom Brady	8 Brian Hoyer	<u>15 Ryan Mallett</u>
<b>RB:</b> 39 Danny Woodhead	<u>22 Stevan Ridley</u>	33 Kevin Faulk
<b>RB:</b> 42 BenJarvus Green-Ellis	<u>34 Shane Vereen</u>	

## DEFENSE

<b>LE:</b> 94 Shaun Ellis	98 Gerard Warren	
<b>DT</b> 75 Vince Wilfork	97 Ron Brace	
<b>DT</b> 74 Kyle Love	97 Ron Brace	
<b>RE:</b> 93 Andre Carter	95 Mark Anderson	71 Brandon Deaderick
<b>LB:</b> 50 Rob Ninkovich	52 Dane Fletcher	
<b>LB:</b> 51 Jerod Mayo	59 Gary Guyton	58 Tracy White
<b>LB:</b> 55 Brandon Spikes	96 Jermaine Cunningham	90 Niko Koutouvides
<b>LCB:</b> 32 Devin McCourty	27 Antwaun Molden	
<b>RCB:</b> 24 Kyle Arrington	23 Nate Jones	
<b>S:</b> 44 James Ihedigbo	31 Sergio Brown	
<b>S:</b> 25 Patrick Chung	<u>29 Sterling Moore</u>	

## SPECIAL TEAMS

<b>K:</b> 3 Stephen Gostkowski	
<b>P:</b> 14 Zoltan Mesko	
<b>H:</b> 14 Zoltan Mesko	8 Brian Hoyer
<b>PR:</b> 11 Julian Edelman	
<b>KR:</b> 18 Matthew Slater	11 Julian Edelman
<b>LS:</b> 48 <u>Danny Aiken</u>	

## PRONUNCIATION GUIDE

Brandon Deaderick	DEAD-er-rick	Zoltan Mesko	ZOLE-tahn
Stephen Gostkowski	gust-OW-ski	Stevan Ridley	STEE-ven
James Ihedigbo	ee-HEAD-dee-bow	Nate Solder	SOLD-er
Niko Koutouvides	Nee-koh KOO-tah-VEE-dees	Tiquan Underwood	tie-KWAN
Jerod Mayo	je-ROD	Shane Vereen	vuh-REEN