



PATRIOTS-FALCONS

SERIES HISTORY

The Patriots and the Atlanta Falcons will clash this week for the first time since 2005 and for the 12th time in team history. Atlanta will be making their first trip ever to Gillette Stadium. The last time the Falcons traveled to Foxboro was during their 1998 Super Bowl run when they beat the Patriots 41-10 on November 8, 1998 at Foxboro Stadium. The last two games between the teams were played



at the Georgia Dome. The Patriots beat Atlanta 24-10 (11/4/01) and 31-28 (10/9/05).

Prior to those wins, the Patriots had suffered four straight losses to the Falcons, dating back to 1989. The series is tied at 2-2 in games played in Foxborough. The series began in 1972, when the Patriots claimed a 21-20 victory at Schaefer Stadium on Carl Garrett's fourth-quarter touchdown run.



Overall Record – Falcons 6, Patriots 5

Date	Result	Score	H/A	Stadium
09/24/72	W	21-20	H	Schaefer Stadium
12/04/77	W	16-10	A	Atlanta-Fulton County Stadium
09/14/80	L	21-37	H	Schaefer Stadium
10/30/83	L	13-24	A	Atlanta-Fulton County Stadium
11/02/86	W	25-17	H	Sullivan Stadium
10/15/89	L	15-16	A	Atlanta-Fulton County Stadium
11/29/92	L	0-34	A	Georgia Dome
10/01/95	L	17-30	A	Georgia Dome
11/08/98	L	10-41	H	Foxboro Stadium
11/04/01	W	24-10	A	Georgia Dome
10/9/05	W	31-28	A	Georgia Dome

SERIES BREAKDOWN

Overall Record	5-6
Home Record	2-2
Schaefer/Sullivan/Foxboro Stadium	2-2
Gillette Stadium	0-0
Away Record	3-4
Atlanta-Fulton County Stadium	1-2
Georgia Dome	2-2
Bill Belichick vs. Atlanta Falcons (2-0 with NE)	2-1
Mike Smith vs. New England Patriots	0-0
Total Points Falcons 267, Patriots 193	
Current Streak Patriots, 2 win	

TALE OF THE TAPE

2009 Regular Season	New England	Atlanta
Record	1-1	2-0
Divisional Standings	2nd	1 st
Total Yards Gained	740	652
Total Offense (Rank)	370.0 (9)	326.0 (17)
Rush Offense	78.0 (26)	109.5 (15)
Pass Offense	292.0 (4)	216.5 (17)
Points Per Game	17.0	23.5
Total Yards Allowed	530	699
Total Defense (Rank)	265.0 (4)	249.5 (22)
Rush Defense	103.5 (14)	120.0 (20)
Pass Defense	161.5 (6)	229.5 (18)
Points Allowed/Game	20.0	13.5
Possession Avg.	33:59	28:48
Sacks Allowed/Yards Lost	1/10	2/16
Sacks Made/Yards	6/52	5/25
Passing TD/Int. (off.)	2/2	5/1
Passing TD/Int. (def.)	3/0	2/2
Total Touchdowns Scored	3	6
Penalties Against/Yards	17/144	10/75
Punts/Avg.	7/37.6	7/43.4

Turnover Differential

0

+4

CONNECTIONS

- **Falcons Owner & CEO Arthur Blank** received a B.S. Degree in Business Administration from Babson College located in Wellesley, Mass.
- Falcons **General Manager Thomas Dimitroff** was a scout for the Patriots from 2002-2007.
- **Paul Bordeau**, offensive line coach for the Atlanta Falcons, also coached the offensive line for the Patriots from 1997-1998, as well as an O-Line coach earlier in his career at Boston College, Maine and Dartmouth.
- Falcons defensive line coach **Ray Hamilton** was a fixture on the Patriots defensive line from 1973-1981, and was an assistant defensive line coach with the Pats from 1985-1989 and head defensive line coach from 1997-1999.
- Falcons Asst. Director of Player Personnel **Lionel Vital** served in the same position with the Patriots from 2001-2004.
- Patriots **LB Eric Alexander** and Falcons **DT Jonathan Babineaux** both grew up in Port Arthur, Texas.
- Patriots **CB Terrence Wheatley** and Falcons **OG Justin Blalock** were raised in Plano, Texas.
- Patriots **DB Jonathan Wilhite** and Falcons **S Eric Brock** roamed the defensive backfield for Auburn from 2005-2007 while Falcons **CB David Irons** was their teammate in 2005-2006.
- Patriots **TE Benjamin Watson**, Falcons **LB Tony Gilbert**, **FB Vernon Haynes** and **QB DJ Shockley** were teammates at Georgia from 2001-2002.
- Patriots **RB Kevin Faulk** and Falcons **C Todd McClure** were teammates at LSU from 1995-1998.
- Patriots **RB Fred Taylor** and Falcons **LB Mike Peterson** were college teammates at Florida from 1995-1997 and with the Jacksonville Jaguars from 2003-2008.
- Falcons **QB Chris Redman** and Patriots **DL Myron Pryor** both hail from Louisville, KY.
- Falcons **QB Matt Ryan** attended Boston College and won ACC Player of the year during his senior campaign in 2007.
- Patriots rookie **DL Ron Brace** and Falcons **QB Matt Ryan** were teammates at BC from 2005-2007.
- Patriots **S Brandon Meriweather** and Falcons **CB Glenn Sharpe** were teammates at Miami from 2004-2006.
- Falcons **DT Vance Walker** and Patriots **LB Gary Guyton** were teammates at Georgia Tech from 2005-2007. Both were teammates with Patriots **TE Michael Matthews** in 2005.
- Falcons **FB Ovie Mughelli** and Patriots **LB Adalius Thomas** were teammates on the Baltimore Ravens from 2003-2005
- Falcons **TE Jason Rader** was a member of the Patriots practice squad in 2007.
- Patriots **G Kendal Simmons** and Falcons **FB Verron Haynes** were teammates on the Pittsburgh Steelers from 2002-2007.
- Falcons **LB Coy Wire**, **DT Jason Jefferson**, **LS Mike Schneck** and Patriots **WR Sam Aiken** were teammates on the Buffalo Bills from 2005-2006.
- Patriots **LB Rob Ninkovich** and Falcons **CB Edmond Miles** were teammates on the Miami Dolphins in 2007.
- Patriots **TE Chris Baker** and Falcons **DE John Abraham** both played for the New York Jets from 2002-2005.
- Patriots **P Chris Hanson** and **RB Fred Taylor** and Falcons **S Jamaal Fudge**, **LB Tony Gilbert** and **LB Mike Peterson** played for the Jacksonville Jaguars in 2006.



PATRIOTS-FALCONS

LAST MEETING: PATRIOTS 31, FALCONS 28

October 9, 2005 ★ Georgia Dome (Att: 71,079)

	1	2	3	4	Final
New England Patriots	14	0	14	3	—31
Atlanta Falcons	0	13	0	15	—28

The Patriots improved to 3-2 on the season with a final-minute victory over the Falcons in Atlanta. In a game in which the Patriots controlled the first and third quarters and the Falcons had the better of the second and fourth quarters, New England had the final say, as a 29-yard field goal by Adam Vinatieri with 17 seconds left gave the Patriots a memorable win over a team that advanced to the NFC title game the year before.

The Patriots offense had one of its most productive games in recent memory, totaling 483 net yards of offense, the most since compiling a 496-yard performance against Kansas City on Sept. 22, 2002. New England scored 31 points against a Falcons defense that had allowed an average of just 14.3 points per game in its first four contests. Additionally, the Patriots allowed just one sack against a Falcons defense that entered the game with an NFL-leading 17 sacks through the first four games.

New England controlled the first quarter, taking a 14-0 lead on a 6-yard touchdown run by Patrick Pass and a 45-yard touchdown reception by Daniel Graham. Tom Brady was a 5-for-5 in the quarter for 120 yards and a touchdown, recording a perfect 158.3 passer rating.

The second quarter saw the Falcons claw their way back into the game, scoring on a 2-yard pass from Matt Schaub to fullback Justin Griffith to cut the New England lead to 14-7. Atlanta then converted a pair of field goals in the final 1:30 of the first half to head to the locker room with the score 14-13 in favor of the Patriots.

New England began the second half with a purpose, scoring a quick touchdown on a 2-play drive that consisted of a 45-yard catch by Graham followed by a 33-yard touchdown toss to tight end Benjamin Watson that gave the Patriots a 21-13 advantage. New England once again used the big play to its advantage later on in the quarter, as Bethel Johnson hauled in a 55-yard touchdown on a high arcing throw from Brady to put New England in command, 28-13.

Just as they had in the second quarter, Atlanta used the fourth quarter to throw a counterpunch to the Patriots' attack. The Falcons cut the lead to 28-20 on a 25-yard hookup between Schaub and tight end Alge Crumpler early in the final period. The teams traded possessions before the Falcons tied the game at 28 with a 14-yard toss from Schaub to Dez White and a 2-point conversion from Schaub to Brian Finneran. That play set the stage for the dramatic finish, as New England got the ball at its own 36-yard line and used 3:35 to drive down to the Atlanta 11-yard line, putting Vinatieri in position to win the game with a final-minute boot for the second time in three weeks.

PASSING PERFORMANCES

Tom Brady will start against the Atlanta Falcons for the third time in his career.

Tom Brady vs. Atlanta Falcons (2-0)

Date	A	C	Yd	%	TD	IRating	W/L	Score
11/07/01	31	21	250	.677	3	0 124.4	W	24-10
10/09/05	27	22	350	.815	3	1 140.4	W	31-28

MOSS ALL-TIME VS. ATLANTA

DATE	OPPONENT	REC	Yds	AVG	Lg	TD
9/12/1999	@Atl	3	24	8.0	9	0
12/1/2002	Atl	9	134	14.9	40	0
10/5/2003	@Atl	5	81	16.2	32t	2

FIRST TIME VISITORS

The Falcons will make their first appearance at Gillette Stadium, becoming the 30th different opponent to travel to the Patriots' state-of-the-art facility for a regular-season or playoff game. New England holds an all-time record of 25-4 against first-time visitors to Gillette Stadium and has won 21 of its last 22 games against teams making their inaugural appearance there. Following this week's game, only one club has not yet appeared at Gillette Stadium for a regular-season or playoff game (Carolina).

FIRST-TIME VISITORS TO GILLETTE STADIUM (25-4)

(Regular-season and playoff games)

Date	Opponent	W/L	Score
09/09/02	Pittsburgh Steelers	W	30-14
09/22/02	Kansas City Chiefs	W ot	41-38
10/13/02	Green Bay Packers	L	10-28
10/27/02	Denver Broncos	L	16-24
11/24/02	Minnesota Vikings	W	24-17
12/08/02	Buffalo Bills	W	27-17
12/22/02	New York Jets	L	17-30
12/29/02	Miami Dolphins	W ot	27-24
10/05/03	Tennessee Titans	W	38-30
10/12/03	New York Giants	W	17-6
10/26/03	Cleveland Browns	W	9-3
11/16/03	Dallas Cowboys	W	12-0
12/14/03	Jacksonville Jaguars	W	27-13
01/19/04*	Indianapolis Colts	W	24-14
10/17/04	Seattle Seahawks	W	30-20
11/28/04	Baltimore Ravens	W	24-3
12/12/04	Cincinnati Bengals	W	35-28
01/02/05	San Francisco 49ers	W	21-7
09/08/05	Oakland Raiders	W	30-20
10/02/05	San Diego Chargers	L	17-41
11/20/05	New Orleans Saints	W	24-17
12/17/05	Tampa Bay Buccaneers	W	28-0
11/26/06	Chicago Bears	W	17-13
12/03/06	Detroit Lions	W	28-21
12/17/06	Houston Texans	W	40-7
10/28/07	Washington Redskins	W	52-7
11/25/07	Philadelphia Eagles	W	31-28
10/26/08	St. Louis Rams	W	23-16
12/21/08	Arizona Cardinals	W	47-7

*-AFC Championship Game

NOTE: Atlanta and Carolina, have not played a regular-season or playoff game at Gillette Stadium, but Carolina has appeared at Gillette Stadium in the preseason.

PATRIOTS VS. NFC

The Patriots have been successful against NFC teams in recent seasons, compiling a 31-5 (.861) record against the conference since 2001, including a 3-1 record in Super Bowls. The Patriots have won 15 straight regular-season games over NFC teams dating back to 2005. New England has not lost a regular-season game to an NFC team since Sept. 18, 2005, falling on the road to the Carolina Panthers, 27-17. The Patriots finished 4-0 against NFC competition last season, defeating the San Francisco 49ers 30-21 on Oct. 5, beating the St. Louis Rams 23-16 on Oct. 26, defeating the Seattle Seahawks 24-21 on Dec. 7 and defeating the Arizona Cardinals 47-7 on Dec. 21.

PATRIOTS VS. NFC SOUTH

The Patriots play each of the teams from the NFC South this season as part of the NFL's schedule rotation that was implemented in 2002. New England lost its first game against the division, dropping a 27-17 decision at Carolina in Week Two in 2005. Following that loss, the Patriots have not lost to an NFC team. The Patriots hold an all-time mark of 19-13 (including postseason) against the four teams that make up the NFC South.



LAST WEEK :PATRIOTS-JETS

JETS 16, PATRIOTS 9

September 20, 2009 ★ Giants Stadium

	1	2	3	4	Final
New England Patriots	3	6	0	0	— 9
New York Jets	0	3	10	3	— 16

Quarterback Tom Brady was unable to register his 30th career comeback when the New York Jets stopped two Patriots drives in the final five minutes to gain a 16-9 victory. It marked the Jets first win against the Patriots at the Meadowlands since the 2000 season.

Down 16-9, the Patriots started a drive at their own 20-yard line with 5:01 remaining. After failing to convert a third-and-one situation from its own 34-yard line, the Patriots were forced to punt. The New England defense held the Jets on the ensuing series and got the ball back at the 10-yard line with 1:48 left to play and a chance to send the game into overtime. The Jets' defense knocked away Brady's fourth-down pass to WR Joey Galloway, and the Jets were able run off the last minute to seal the victory.

The Patriots offense was held without a touchdown for the first time since a 21-0 shutout at Miami in 2006. The Patriots only scores came off three field goals by K Stephen Gostkowski. Gostkowski connected on a 45-yard field goal in the first quarter, and a 25-yarder and a 29-yarder in the second quarter.

Gostkowski's last field goal in the second half came after a third-down pass from Brady was tipped and then almost grabbed in the back of the end zone by WR Randy Moss, who could not hold on to the ball after being hit in the back.

The Patriots took a 9-3 lead into the half with the Jets gaining just 57 yards of total offense. Rookie QB Mark Sanchez was held to just three completions for 15 yards in the half.

The Jets opened the second half by scoring ten points on their first two drives to take a 13-9 lead. After taking the second half kickoff to midfield, Sanchez completed a 45-yard pass to WR Jerricho Cotchery on the first play to give New York a first down at the 11-yard line. Two plays later, Sanchez connected with TE Dustin Keller for the go-ahead touchdown on a nine-yard score for a 10-9 lead. After stopping New England on three-straight plays, the Jets started their next drive at its own 45-yard line. Sanchez converted a big third-and-nine play that helped the Jets get into range for a field goal to extend their lead to 13-9 midway through the third quarter. New England missed a scoring opportunity later in the third quarter when they drove to the New York 36-yard line. Two consecutive delay of game penalties pushed the Patriots out of scoring position.

Sanchez completed two more third-down plays on a Jets drive late in the third that ended with a fourth quarter field goal by New York for a 16-9 lead.

While Brady was without one of his favorite targets due to an injury to Wes Welker, rookie WR Julian Edelman had a big game in his debut. He caught eight passes for 98 yards, including five receptions of 10 or more yards.

BRADY PASSES GROGAN ON THE ALL-TIME LIST

Tom Brady entered the Jets game needing 63 passing yards to move past Steve Grogan (26,886) into sole possession of second place on the Patriots All-Time passing list. He completed a 29-yard pass to WR Julian Edelman in the second quarter to pass Grogan. Brady finished the game with 216 yards and now has 27,040 career passing yards. Drew Bledsoe is the all-time leader with 29,657 yards.

BRADY ENDS STREAK AT 21

Brady ended his streak at 21 consecutive wins, which is the second longest winning streak for an NFL quarterback in the super Bowl era and one behind QB Jim McMahon's streak of 22.

Brady also had a separate streak of 18 consecutive regular-season wins that spanned from 2003 into the 2004 season, which is the third-longest in NFL annals.

QUARTERBACK	WIN STREAK	YEARS
Jim McMahon, Chicago	22	1984-87
Tom Brady, New England	21	2006-2009
Tom Brady, New England	18	2003-04
Ben Roethlisberger, Pittsburgh	15	2004-05
Many Tied	14	

EDELMAN MAKES HIS DEBUT

Seventh-round pick WR Julian Edelman made his NFL debut and was in the starting lineup when the Patriots opened in a three-wide receiver set. Edelman finished with a team-leading eight receptions for 98 yards.

Edelman's first career catch came on a screen pass that went for 10 yards in the first quarter to help get in position for Stephen Gostkowski's 45-yard field goal. He caught a 29-yard pass in the second quarter to set up Gostkowski's 25-yard field goal. He caught a 19-yard pass to get into Jets territory during the Patriots' final drive in the first half that ended in a 29-yard Gostkowski field goal.

EDELMAN HAD 5 CATCHES OF 10 OR MORE YARDS

Edelman caught five passes of 10 yards or more with a 10-yard catch in the first quarter, a 29-yarder and a 19-yard catch in the second quarter. He added a 15-yard catch and an 18-yard catch in the fourth quarter.

TAYLOR CLOSES IN ON RIGGINS ON NFL LIST

Fred Taylor entered the Jets game needing 56 yards rushing to move past RB John Riggins (11,352) into 15th place on the NFL's All-Time Rushing list. He gained 46 yards against the Jets to improve to 11,342 yards and needs 11 yards to pass Riggins. San Diego's LaDarian Tomlinson is ranked 14th on the list with 11,815 rushing yards.

GALLOWAY MAKES A START

Joey Galloway made his first start as a member of the Patriots when he started in place of Wes Welker, who was inactive for the game. Galloway's first reception as a Patriot was an 18-yard reception in the first quarter. Galloway finished with five receptions for 53 yards. Galloway needs 13 receptions to become the 30th player in NFL history with 700 career receptions. Galloway now needs 237 yards receiving to become the 21st player in NFL history with 11,000 yards.

QUICK HITS

- The Patriots failed to score a touchdown for the first time since Dec. 10, 2006 in a 21-0 loss at Miami.
- The Patriots played their last regular-season game at the Meadowlands.
- Wes Welker was not active for the game due to an injury.
- Shawn Springs made his first start for the Patriots when the team opened in the nickel defense.



INSIDE THE NUMBERS

MILESTONES APPROACHING

1

The number of wins the Patriots need to reach 400 total wins. New England's all-time record is 399-368-9.

1

The number of touchdown passes QB Tom Brady needs to become the 27th NFL player to throw for 200 touchdowns.

8

The number of wins in home-openers at Gillette Stadium. The Patriots are a perfect 8-0 in home-openers at Gillette Stadium.

13

The number of times QB Tom Brady has earned AFC Offensive Player of the Week honors, after earning the award for his 378-yard passing effort in the Patriots come-from-behind 25-24 win on opening week.

13

The number of receptions WR Joey Galloway needs to become the 30th player in NFL history with 700 career receptions.

12

The number of field goals K Stephen Gostkowski needs to take over fourth place on the Patriots' all-time field goal list.

15

The number of touchdown receptions Randy Moss needs to become the second player in NFL history with 150 receiving touchdowns. Moss can join Jerry Rice (197) as the only players in NFL history with 150 receiving touchdowns. In 11 seasons, Moss has 135 touchdown receptions.

41

The number of receptions WR Randy Moss needs to become the 10th player in NFL history to surpass 900 career receptions.

207

The number of rushing yards RB Kevin Faulk needs to pass Dan Calhoun (3,391 yards) for fifth place on the Patriots all-time rushing list.

237

The number of receiving yards WR Joey Galloway needs to become the 21st player in NFL history with 11,000 yards receiving.

634

The number of yards WR Randy Moss needs to become the seventh player in NFL history to reach 14,000 yards. Moss is in ninth place all-time with 13,366 receiving yards.

2618

The number of passing yards QB Tom Brady needs to pass all-time leader Drew Bledsoe.

PATRIOTS HALL OF FAME

1

The number of contributors in the Patriots Hall of Fame after Chairman and CEO Robert Kraft inducted William H. "Billy" Sullivan, the team's founder this year.

2

The number of Patriots Hall of Famers who also won League MVP honors (Gino Cappelletti in 1964 and Jim Nance in 1966).

4

The number of Patriots Hall of Famers who are also in the Pro Football Hall of Fame (John Hannah, Andre Tippett, Mike Haynes and Nick Buoniconti).

14

The number of players in the Patriots Hall of Fame following the induction of former RB Jim Nance.

104.1

The average number of rushing yards Nance had per game during his MVP season in 1966, which still remains a Patriots single-season record.

STREAKING

7

The number of consecutive seasons in which the Patriots have won nine or more regular-season games. They are the only team in the NFL to have won at least nine games in each of the last seven seasons entering 2009.

12

The number of consecutive regular-season games the Patriots have won when a New England player has a 100-yard rushing game. The last time New England lost a game in which one of its runners broke the 100-yard mark was on Dec. 20, 2004, when the Patriots lost 29-28 at Miami despite a 121-yard effort by Corey Dillon.

15

The number of consecutive regular-season victories the Patriots have recorded against NFC teams, a streak that dates back to 2005.

162

The number of consecutive home games the Patriots have sold out. The streak includes every preseason, regular-season and playoff game since the 1994 regular-season opener.

THE KRAFT ERA

3

The number of Super Bowl championships the Patriots have won since Robert Kraft purchased the team in 1994. That mark is the highest total in the NFL over that span. Only Denver (2; 1997 and 1998) and Pittsburgh (2; 2005 and 2008) have won multiple Super Bowl titles since 1994.

5

The number of conference championships the Patriots have won since Robert Kraft purchased the team in 1994. That mark is the highest total in the NFL over that span. Pittsburgh has won three conference titles since 1994.

17

The number of playoff games the Patriots have won since Robert Kraft purchased the team in 1994. That mark is the highest total in the NFL over that span. Pittsburgh ranks second with 15 playoff wins over that span.

24

The number of playoff games the Patriots have appeared in since 1994. The mark is the highest in the NFL, ahead of the 23 games played by Pittsburgh.

THE BELICHICK ERA

4

Bill Belichick is one of just four head coaches to win three championships since the Super Bowl era began following the 1966 season. Coach Belichick joins three members of the Pro Football Hall of Fame in the exclusive club (Chuck Knoll 4, Joe Gibbs 3, and Bill Walsh 3). Belichick is the only coach to win three Super Bowls in the post-1993 salary cap era.

8

The number of consecutive home-opening wins in Belichick's nine Patriots seasons.

98-32

The Patriots' regular-season record since 2001 under Head Coach Bill Belichick. Under Belichick, the Patriots have won 75.4 percent of their regular-season games, recording the highest winning percentage of any major American professional sports team over that span.

117

The number of wins Coach Belichick has recorded since becoming Patriots head coach in 2000, including the post-season.



PATRIOTS FOOTBALL NETWORK

The **Patriots Football Network** (PFN) is the full portfolio of media offerings from the three-time Super Bowl Champion New England Patriots. PFN provides Patriots content produced both in-house and with media partners spanning print, television, radio and the Internet.

PATRIOTS ALL ACCESS

T Emmy-Award winning Patriots All Access airs weekly throughout the season on WBZ, Channel 4 in Boston and regional affiliates. Patriots All Access features exclusive, behind-the-scenes access and in-depth weekly features on Patriots players and personnel. Hosted by WBZ's Steve Burton, the show features weekly sit-downs with Coach Bill Belichick, including the popular "Belestrator" segment where the coach breaks down upcoming opponents.



Saturdays at 7:00 p.m and Sundays at 10:00 a.m. on **WBZ-TV Channel 4 in Boston**

Sundays at 10:00 a.m. on **WNAC-TV in Providence**; Saturdays at 12:05 a.m. on **WMUR-TV in Manchester, N.H.**

Saturdays at 5:00 a.m. on **WMTW-TV in Portland, Maine**; Saturdays at 5:00 p.m. on **WCTX-TV in Hartford, Conn.**

Saturdays at 7:00 p.m. on **WFXQ-TV in Springfield, Mass.**; Sundays at 11:00 a.m. on **WVII-TV in Bangor, Maine**

TOTALLY PATRIOTS



Totally Patriots, a youth-oriented football show, airs each Sunday morning on WSBK, Channel 38 in Boston. Each week, Totally Patriots allows the next generation of Patriots fans unprecedented access to their favorite players, enabling them to ask questions in a relaxed, informal setting. The program also includes the opportunity to win college scholarships by writing weekly essays on the Patriots.

PATRIOTS TODAY AND PATRIOTS THIS WEEK

PATRIOTS TODAY: Available daily at Patriots.com and on Verizon Fios on Demand

PATRIOTS THIS WEEK: Saturdays at 10:00 p.m. on WSBK Channel 38 *Patriots Today* gives fans a daily, in-depth look at the club that is unmatched by any other outlet. The show is hosted by Kristina Akra with daily reports from Brian Lowe and twice-weekly analysis from PFW's Paul Perillo. This daily Webcast is dedicated exclusively to the Patriots and provides daily features, reports and commentary that will satisfy every fan's daily Patriots fix. Every Saturday night during the season on Channel 38, Kristina Akra will bring you *Patriots This Week*, providing a thorough recap of each week's developments.

PATRIOTS.COM NEWS

Patriots.com features daily updates and exclusive content from the writers of *Patriots Football Weekly*, offering everything from breaking news to player features and the popular "Ask PFW" postings.

VIDEO

The first professional sports team website to offer streaming video provides Patriots fans with a variety of exclusive video content. Visitors can choose their channel and watch exclusive video from news to cheerleaders. Patriots.com also features video of every Patriots press conference, including postgame press conferences and Coach Belichick's weekday media updates.

AUDIO

Patriots Web Radio programming is available exclusively on Patriots.com beginning at noon each day, Monday through Friday. Kicking off the programming lineup is PFW In Progress, a dailly online program that features candid commentary from the writers of *Patriots Football Weekly*. Following PFW In Progress is Patriots Playbook, hosted by John Rooke, featuring items from around the NFL. Stay tuned for the debut of new shows during the 2009 season. Patriots.com also offers streaming audio of every Patriots press conference, as well as archives of Patriots.com Radio shows. Patriots.com provides podcasts of Patriots.com radio offerings as well as exclusive content.

PATRIOTS MONDAY ON WEEI

WEEI Sports Radio broadcasts Patriots Monday each week, offering fans unique insight and analysis from Coach Belichick and Tom Brady in addition to other Patriots players. WEEI will broadcast Patriots Monday live from Gillette Stadium each Monday, kicking off with Dennis & Callahan at 6:00 a.m.

PATRIOTS FRIDAY ON WEEI

WEEI Sports Radio broadcasts Patriots Friday each week, offering fans a look ahead at the weekend's game, match ups and rivalries. Various Patriots players will be featured on air. WEEI will broadcast Patriots Fridays each week throughout the season, kicking off with Dennis & Callahan at 6:00 a.m., followed by Dale & Holley at 10:00 a.m. and The Big Show with Glenn Ordway from 2:00 to 6:00 p.m.

98.5 THE SPORTS HUB PATRIOTS RADIO NETWORK

A new era in Patriots Radio history begins this season, with the move of the game broadcasts to 98.5 FM, Boston's Sports Hub. The transition to Boston's new all-sports radio station insures that Patriots fans will continue to hear every kick, block and tackle in stereo, and without static, in crystal-clear FM quality. Fans all over New England will be able to listen in to any of 36 stations on the Safety Insurance 98.5 The Sports Hub Patriots Radio Network, starting with Patriots Preview three hours before kickoff, and capped off with Patriots Postgame for three hours after the final gun.



FLAGSHIP STATION 98.5 FM Boston's Sports Hub

MASSACHUSETTS

WAQY	Springfield	102.1 FM
WBEC	Pittsfield	1420 AM
WPKZ	Fitchburg	1280 AM
WNAW	N. Adams	1230 AM
WBSM	New Bedford	1420 AM
WPVQ	Greenfield	95.3 FM
WSAR	Fall River	1480 AM
WSBS	Gt. Barrington	860 AM
WWFX	Worcester	100.1 FM
WXTK	Hyannis	95.1 FM

MAINE

WEBB	Augusta	98.5 FM
WWMJ	Bangor	95.7 FM
WBLM	Portland	102.9 FM
WEGP	Presque Isle	1390 AM

CONNECTICUT

WCCC	Hartford	106.9 FM
WXML	New London	104.7 FM
WINY	Putnam	1350 AM
WGCH	Greenwich	1490 AM

NEW HAMPSHIRE

WTPL	Concord	107.7 FM
WSAK	Hampton	102.1 FM
WWHQ	Laconia	101.5 FM
WKNE	Keene	99.1 FM
WSHK	Portsmouth	105.3 FM
WSMN	Nashua	1590 AM
WPKQ	N. Conway	103.7 FM
WGAM	Manchester	1250 AM

RHODE ISLAND

WPRO	Providence	630 AM
WEAN	Providence	99.7 FM

VERMONT

WBTV	Bennington	1370 AM
WORK	Barre	107.1 FM
WKVT	Brattleboro	92.7 FM
WEAV	Burlington	960 AM
WIKE	Newport	1490 AM
WEXP	Rutland	101.5 FM
WSTJ	St Johnsbury	1340 AM
WMMR	Woodstock	93.9 FM



ROBERT KRAFT NEWS & NOTES

Since Robert Kraft purchased the team in 1994, the Patriots have experienced one of the most dramatic turnarounds in the history of sports. In 15 seasons of ownership, Kraft has transformed one of the league's least successful clubs into what many observers view as a model NFL franchise. In the five seasons immediately preceding his purchase (1989-93), the Patriots were a moribund team, winning just 19 of 80 games (.311 pct.) and recording the worst record in the NFL over that span. When he bought the franchise on Jan. 21, 1994, Kraft announced his intention to bring a championship to New England, a tall order considering the team's previous success rate. But under Kraft's leadership, the Patriots have won eight division titles, five conference crowns and three Super Bowl championships. The Patriots have made five Super Bowl appearances since Kraft purchased the team, a period during which no other NFL franchise has earned more than three berths.



	Pre-Kraft 1960-93	1989-93	Kraft Era 1994-09
Overall Record	225-276-9	19-61	174-92
Winning Pct.	.450	.311	.654
Super Bowl Titles	0	0	3
Conference Titles	1	0	5
Division Titles	3	0	8
Playoff Seasons	5	0	10
Playoff Record	4-6	--	17-7
Home Playoff Games	1	0	11
Home Playoff Record	0-1	--	11-0

A CHAMPIONSHIP TRADITION

The Patriots, the Los Angeles Lakers and the San Antonio Spurs are the only teams from the four major professional sports leagues to have won three titles since 2001.

MULTIPLE LEAGUE CHAMPIONSHIPS SINCE 2001

Team	League	Titles
New England Patriots	NFL	3
Los Angeles Lakers	NBA	3
San Antonio Spurs	NBA	3
Boston Red Sox	MLB	2

CHAMPIONSHIP GAME/SERIES APPEARANCES SINCE 1994

Team	League	Appearances
New York Yankees	MLB	6
Los Angeles Lakers	NBA	6
Detroit Red Wings	NHL	6
New England Patriots	NFL	5
San Antonio Spurs	NBA	4
New Jersey Devils	NHL	4

SELLOUT STREAK

In the early 1990s, the Patriots seemed destined for relocation until Robert Kraft's purchase of the team rejuvenated local interest. In 1991, the season ticket base was just 17,635, barely enough to support the club. Now, the season-ticket base stands at a capped total of 61,759 and more than 50,000 fans are on a waiting list. The Patriots have sold out 162 consecutive home games (dating back to the 1994 regular-season opener).

SUCCESS STORY

Since Robert Kraft purchased the team in 1994, the Patriots have been one of the NFL's elite franchises. Over the first 15-plus years of Kraft's ownership, the Patriots own the NFL's highest winning percentage and have won more Super Bowl titles, more conference championships and more playoff games than any other NFL team.

SINCE ROBERT KRAFT PURCHASED THE TEAM IN 1994...

TOTAL VICTORIES SINCE 1994 (Incl. Postseason)

New England Patriots	174
Pittsburgh Steelers	167
Green Bay Packers	161
Indianapolis Colts	157
Denver Broncos	155
Philadelphia Eagles	145

WINNING PERCENTAGE SINCE 1994 (Incl. Postseason)

Team	W	L	T	Pct.
New England Patriots	174	92	0	.654
Pittsburgh Steelers	167	97	1	.632
Green Bay Packers	161	101	0	.615
Denver Broncos	155	100	0	.608
Indianapolis Colts	157	104	0	.602
Philadelphia Eagles	145	115	2	.557
Minnesota Vikings	140	115	0	.549

SUPER BOWL CHAMPIONSHIPS SINCE 1994

New England Patriots	3
Pittsburgh Steelers	2
Denver Broncos	2
9 Teams	1

CONFERENCE CHAMPIONSHIPS SINCE 1994

New England Patriots	5
Pittsburgh Steelers	3
Denver Broncos	2
Green Bay Packers	2
St. Louis Rams	2
16 Teams	1

PLAYOFF VICTORIES SINCE 1994

New England Patriots	17
Pittsburgh Steelers	15
Green Bay Packers	11
Philadelphia Eagles	11
Indianapolis Colts	9

PLAYOFF GAMES PLAYED SINCE 1994

New England Patriots	24
Pittsburgh Steelers	23
Green Bay Packers	20
Philadelphia Eagles	20
Indianapolis Colts	19
Denver Broncos	13
San Francisco 49ers	13

PLAYOFF SEASONS SINCE 1994 (Including 2008)

Indianapolis Colts	11
New England Patriots	10
Green Bay Packers	10
Pittsburgh Steelers	9
Philadelphia Eagles	9
Dallas Cowboys	8

PLAYOFF WINNING PERCENTAGE SINCE 1994

Team	W	L	Pct.
New England Patriots	17	7	.708
Arizona Cardinals	4	2	.666
Pittsburgh Steelers	15	8	.652
Baltimore Ravens	7	4	.636
Denver Broncos	8	5	.615
Carolina Panthers	6	4	.600

SINCE ROBERT KRAFT PURCHASED THE TEAM IN 1994...

SINCE ROBERT KRAFT PURCHASED THE TEAM IN 1994...



BILL BELICHICK NEWS & NOTES

THE HEAD COACH

Overall Record: 154-91 (.628)
Regular Season: 139-87 (.615)
Postseason: 15-4 (.789)
With Patriots overall: 117-46 (.718)
Overall since 2001: 112-35 (.762)
Super Bowl Titles: 5 (86, 90, 01, 03, 04)
Conf. Titles: 7 (86, 90, 96, 01, 03, 04, 07)
Division Titles: 13 (75, 78, 86, 89, 90, 96, 98, 01, 03, 04, 05, 06, 07)



Bill Belichick is the only head coach in NFL history to win three Super Bowl titles in a four-year span. Belichick spent 20 years as an assistant coach in the NFL and this is his 15th season as a head coach. According to the Elias Sports Bureau he is the only man in NFL history to serve 20 or more seasons as an assistant coach and at least 15 seasons as a head coach. Over a 100-game span from 2003-08, Belichick directed the team to an 82-18 record, marking the best 100-game span for any team in NFL history. In the 2007 season, Belichick led the Patriots to the fourth undefeated and untied regular season in the NFL's 88-year history and the first since the NFL established a 16-game schedule in 1978. He has led the Patriots to the Super Bowl four times in the last eight seasons and has produced six division championships in the last eight seasons, including five straight from 2003-07. Belichick's Patriots teams own the all-time NFL records for consecutive total victories (21 from 2003-04), consecutive regular-season victories (21 from 2006-08) and consecutive playoff victories (10 from 2001-05). Belichick owns the second best postseason record in NFL history (15-4) and is the winningest NFL head coach since 2001 (111-34). From 2003-04, he directed the Patriots to back-to-back Super Bowl titles while posting consecutive 17-win campaigns. Belichick has spent more seasons in the league than any other current NFL head coach, and in that time has been a part of five Super Bowl championship teams. His overall record of 117-45 with the Patriots gives him the most victories and the best winning percentage of any head coach in franchise history.

ELITE COMPANY

Bill Belichick is one of nine NFL head coaches to win three or more championships since the league began postseason play in 1933. With the Patriots' victory in Super Bowl XXXIX, Belichick joined an exclusive club in which each of the eight other members has been enshrined in the Pro Football Hall of Fame.

HEAD COACHES WITH THREE OR MORE NFL TITLES

(Listed alphabetically)

Head Coach	Championship Team(s)
Bill Belichick	New England Patriots
Paul Brown	Cleveland Browns
Weeb Ewbank	Baltimore Colts, New York Jets
Joe Gibbs	Washington Redskins
George Halas	Chicago Bears
Curly Lambeau	Green Bay Packers
Vince Lombardi	Green Bay Packers
Chuck Noll	Pittsburgh Steelers
Bill Walsh	San Francisco 49ers

BELICHICK'S PATRIOTS RENAISSANCE

Any successful project requires a sound plan, and once head coach Bill Belichick implemented his design on the Patriots, his approach has given him the best record of any NFL head coach who has coached at least 20 games since 2001.

NFL COACHES' RECORDS SINCE 2001

Coach	Team	W	L	T	Pct.
Bill Belichick	NE	112	35	0	.762
Tony Dungy	TB/IND	101	41	0	.711
Mike Tomlin	PIT	26	12	0	.684
Bill Cowher	PIT	70	35	1	.665
Wade Phillips	ATL/DAL	25	13	0	.658
Andy Reid	PHI	91	53	1	.631
Mike Martz	STL	46	29	0	.613
Mike Sherman	GB	50	36	0	.581

BELICHICK WINS 100th REGULAR-SEASON GAME WITH PATRIOTS

The Patriots' victory over Oakland on Dec. 14, 2008 was Bill Belichick's 100th regular-season victory as Patriots head coach. His 100th victory came in his 142nd regular-season game as head coach, and only three NFL coaches have won their 100th game with a team in fewer tries – Oakland's John Madden (136 games), Miami's Don Shula (137) and Cleveland's Paul Brown (138).

AMONG THE GREATS

Coach Belichick has recorded 154 career wins and is one of 17 coaches in NFL history to win 150 or more games. Belichick owns a career winning percentage of .628, placing fourth in NFL history among all NFL coaches with at least 150 career victories. Belichick trails only George Halas (.671), Don Shula (.665) and Joe Gibbs (.629) on that list.

TOP WINNING PERCENTAGE AMONG HEAD COACHES WITH AT LEAST 150 WINS (INCL. POSTSEASON)

Head Coach	Team(s)	Years	W	L	T	Pct.
George Halas	CHI	1920-29,33-41,46-55,58-67	324	151	31	.671
Don Shula	BAL/MIA	1963-95	347	173	6	.665
Joe Gibbs	WAS	1981-92,04-07	171	101	0	.629
Bill Belichick	CLV/NE	1991-95,00-09	154	91	0	.628
Curly Lambeau	GB/CHC/WAS	1921-53	229	134	22	.623

NOTE: Winning percentage calculated using current NFL rules, counting a tie as a half-win, half-loss.

SUPER SUCCESS

Bill Belichick is one of just four head coaches to win three Super Bowl championships. Belichick is the only coach to win three Super Bowls in the post-1993 salary cap era.

MOST SUPER BOWL VICTORIES

HEAD COACH	TEAM	TITLES	SEASONS
Chuck Noll	PIT	4	1974, 1975, 1978, 1979
Bill Belichick	NE	3	2001, 2003, 2004
Joe Gibbs	WAS	3	1982, 1987, 1991
Bill Walsh	SF	3	1981, 1984, 1988

NOTE: Sorted by most recent championship. Super Bowls have determined NFL champion since 1966.

PLAYOFF SUCCESS

Coach Belichick has won 15 career playoff games, a total that is the fifth-highest by a head coach in NFL history.

MOST PLAYOFF WINS BY AN NFL HEAD COACH

Coach	Team(s)	Wins
Tom Landry	Dallas Cowboys	20
Don Shula	Baltimore Colts, Miami Dolphins	19
Joe Gibbs	Washington Redskins	17
Chuck Noll	Pittsburgh Steelers	16
Bill Belichick	Cleveland Browns, New England Patriots	15

POSTSEASON PROWESS

Bill Belichick is the second winningest head coach in NFL playoff history, trailing only the legendary Vince Lombardi, whose name is emblazoned on the Super Bowl trophy.

BEST POSTSEASON RECORDS IN NFL HISTORY

Head Coach	Team(s)	W	L	Pct.
Vince Lombardi	GB/WAS	9	1	.900
Bill Belichick	CLE/NE	15	4	.789

TOPS IN TEAM HISTORY

Bill Belichick is the most successful head coach in Patriots history. He has recorded more wins (117) and a higher winning percentage (.718) than any of the 13 previous head coaches.

WINNINGEST HEAD COACHES IN PATRIOTS HISTORY

Coach	Years	Career Winning Pct.	Overall W-L-T	Playoff W-L
Bill Belichick	2000-09	.718	117-46-0	14-3
Raymond Berry	1984-89	.554	51-41-0	3-2
Pete Carroll	1997-99	.549	28-23-0	1-2
Ron Meyer	1982-84	.529	18-16-0	0-1



QB TOM BRADY NEWS & NOTES

RECORDING SUCCESS

Tom Brady has quarterbacked the Patriots to victories in 88 of his 113 career regular-season starts, compiling a .779 winning percentage and giving him the best record of any quarterback in the Super Bowl Era (since 1966). Including his 14-3 record in the playoffs, he is 102-28 (.785) as a starter.



TOP WINNING PERCENTAGES IN SUPER BOWL ERA

(Since 1966, Minimum 50 Starts, Regular Season Only)

Player	Team(s)	Years	W	L	T	Pct.
Tom Brady	NE	2000-09	88	25	0	.779
Roger Staubach	DAL	1969-79	85	29	0	.746
Joe Montana	SF/KC	1979-94	117	47	0	.713

ACTIVE QUARTERBACKS WINNING PERCENTAGE

Minimum 32 Starts (two full seasons), Regular Season Only

Quarterback	Team(s)	W	L	T	Pct.
Tom Brady	NE	88	25	0	.779
Philip Rivers	SD	26	9	0	.743
Ben Roethlisberger	PIT	41	17	0	.707
Peyton Manning	IND	108	55	0	.663
Donovan McNabb	PHI	75	39	0	.658
Brett Favre	GB/NYJ/MIN	162	93	0	.635
Jake Delhomme	CAR	39	29	0	.574

MOST VICTORIES / FIRST 100 STARTS IN SUPER BOWL ERA

Player	Team(s)	1st Start	100th Start	Wins
Tom Brady	NE	9/30/01	10/14/07	76
Roger Staubach	DAL	9/20/70	9/16/79	76
Ken Stabler	OAK/HOU	10/17/71	9/21/80	72
Terry Bradshaw	PIT	9/20/70	11/27/78	68
Brett Favre	GB	9/27/92	10/25/98	68
Joe Montana	SF	12/2/79	9/18/88	68

TOM BRADY'S RECORD AS A STARTER

	Reg. Season	Playoffs	Total
Overall:	88-25	14-3	102-28
Home:.....	47-10	8-0	55-10
Road:.....	41-15	6-3*	47-18*

By Yardage Total

Less than 200:.....	21-11	3-0	24-11
200-299:.....	45-12	9-2	54-14
300 or more:.....	22-2	2-1	24-3

Other Records

On Artificial Turf.....	38-2	4-1	42-3
Temp. Below 40.....	19-2	8-0	27-2
Thanksgiving or later.....	34-6	14-3	48-9
Leading at Halftime:.....	68-3	10-2	78-5
Leading after 3 Qtrs:.....	71-1	9-2	80-3
Overtime:.....	6-0	1-0	7-0
Final margin <7 pts:.....	25-4	6-2	31-6
Final margin <4 pts:.....	16-4	6-1	22-5
Passer rating >100.0:.....	45-1	6-0	51-1

*-Includes three Super Bowls at neutral sites

WINNINGEST COACH/QB TANDEM

Bill Belichick and Tom Brady are 88-25 (.779) as a head coach-starting quarterback tandem, marking the best winning percentage of any coach-quarterback tandem since the 1970 AFL-NFL Merger. In the playoffs, the tandem is 14-3 (.824), for an overall record of 102-28 (.785).

WINNINGEST COACH/QB TANDEM SINCE 1970

(Regular Season Only)

Quarterback/Head Coach	Team	W	L	T	Pct.
Tom Brady/Bill Belichick	NE	88	25	0	.779
Ken Stabler/John Madden	OAK	60	19	1	.756
Jim McMahon/Mike Ditka	CHI	46	15	0	.754
Peyton Manning/Tony Dungy	IND	73	24	0	.753

BRADY CLOSING IN ON ELITE COMPANY

Tom Brady passed Steve Grogan into second place on the Patriots all-time list at the Jets (9/20/09) and needs 2,618 yards to pass Drew Bledsoe and take over first place in franchise history.

PATRIOTS ALL-TIME LEADING PASSERS

Player	YEARS	ATT	COMP	YARDS
Drew Bledsoe	1993-01	4,518	2,544	29,657
Tom Brady	2000-09	3,706	2,340	27,040
Steve Grogan	1975-90	3,593	1,879	26,886

30,000 YARDS PASSING WITHIN REACH

Brady needs 2,960 yards to reach the 30,000-yard milestone. Four players may hit the 30,000-yard mark in 2009: Brady, Donovan McNabb (Philadelphia, 29,399), Kurt Warner (Arizona, 29,122) and Drew Brees (New Orleans, 26,927). If all of those players reach the milestone then the NFL List will expand to 33 players in NFL History.

200 TOUCHDOWNS

With one more touchdown pass Brady will become the 27th NFL player to throw 200 touchdown passes. He needs 13 to tie Terry Bradshaw and Y.A. Tittle for 21st place, 15 to tie John Brodie for 20th place and 33 to tie Steve Young for 19th place in NFL history.

Brady has 24 regular-season 300-yard passing games. Drew Bledsoe has a team-record 26 300-yard regular-season passing games.

BRADY'S COMEBACKS

Tom Brady has engineered 29 career game-winning performances to lead his team to a victory from a fourth-quarter deficit or tie. He has accomplished the feat 23 times in the regular season and six times in the playoffs.

TOM BRADY'S GAME-WINNING PERFORMANCES (29)

Date	Opp.	Score	Time Remaining		Passing Statistics [^]			Final	
			in Reg.	Att	Cmp	Yds	TD		Int
09/14/09	BUF	13-24	5:32	11	13	112	2	0	25-24
12/29/07	at NYG	23-28	15:00	12	8	130	1	0	38-35
12/03/07	at BAL	17-24	14:25	17	7	113	1	0	27-24
11/25/07	PHI	24-28	15:00	16	11	109	0	0	31-28
11/04/07	at IND	10-20	9:42	10	8	144	2	0	24-20
01/14/07	at SD*	13-21	8:35	14	9	122	1	1	24-21
12/03/06	DET	13-21	13:07	15	14	101	0	0	28-21
11/26/06	CHI	10-10	14:46	7	6	98	1	0	17-13
11/13/05	at MIA	15-16	2:53	2	2	76	1	0	23-16
10/30/05	BUF	7-16	10:07	4	4	69	0	0	21-16
10/09/05	at ATL	28-28	3:52	2	2	17	0	0	31-28
09/25/05	at PIT	10-13	14:19	12	12	167	0	0	23-20
02/06/05	PHI**	14-14	15:00	4	2	33	0	0	24-21
10/03/04	at BUF	17-17	15:00	4	2	8	1	0	31-17
02/01/04	CAR**	29-29	1:08	5	4	47	0	0	32-29
01/10/04	TEN*	14-14	15:00	11	6	27	0	0	17-14
11/30/03	at IND	31-31	10:21	6	3	31	1	0	38-34
11/23/03	at HST	13-20	3:11	14	10	133	1	0	23-20 ot
11/03/03	at DEN	23-26	2:51	4	5	58	1	0	30-26
10/19/03	at MIA	13-13	15:00	10	7	147	1	0	19-13 ot
10/05/03	TEN	24-27	4:40	1	1	15	0	0	38-30
12/29/02	MIA	13-24	4:59	13	8	69	1	0	27-24 ot
11/10/02	at CHI	19-30	5:16	14	9	116	2	0	33-30
09/22/02	KC	38-38	0:00	5	4	46	0	0	41-38 ot
02/03/02	STL**	17-17	1:21	8	5	53	0	0	20-17
01/19/02	OAK*	3-13	15:00	27	20	138	0	0	16-13 ot
12/16/01	at BUF	6-9	5:57	13	9	116	0	0	12-9 ot
12/02/01	at NYJ	14-16	15:00	7	6	56	0	0	17-16
10/14/01	SD	16-26	8:48	18	13	130	1	0	29-26 ot

[^]-Statistics are from the time noted until the end of the game * Divisional Playoffs ** Super Bowl



WR RANDY MOSS NEWS & NOTES

MOSS: ALL-TIME LEADER IN RECEPTIONS PER TD

Over his 11-year NFL career, Randy Moss has averaged one touchdown for every 6.33 receptions, a total that is the best in NFL history among any receiver with at least 500 receptions. Moss has caught 135 touchdowns out of 859 career receptions. Lance Alworth, who played 11 seasons for San Diego and Dallas from 1962-72, caught 85 touchdowns out of 542 career receptions for an average of one score every 6.38 receptions.



ALL-TIME NFL LEADERS / RECEPTIONS PER TOUCHDOWN

(Minimum 500 career receptions)

Player	Team(s)	Years	Rec	TD	Rec/TD
Randy Moss	MIN/OAK/NE	1998-2009	859	135	6.36
Lance Alworth	SD/DAL	1962-1972	542	85	6.38
Terrell Owens	SF/PHI/DAL/BUF	1996-2009	953	139	6.87
Nat Moore	MIA	1974-1986	510	74	6.89
Mark Clayton	MIA/GB	1983-1993	582	84	6.93
Don Maynard	NYG/NYJ/STL	1958,60-73	633	88	7.19

MOSS IS NFL'S PREMIER TD RECEIVER

Since entering the NFL in 1998, Randy Moss has caught 135 touchdown passes, more than any other NFL player over that span. Since joining the Patriots via trade prior to the 2007 season, Moss has caught 34 touchdowns – also the best in the league over that span. In terms of overall touchdowns (rushing, receiving and returning), Moss has totaled 136 scores since entering the league in 1998 (135 via reception and one via punt return), a tally that ranks second only to LaDainian Tomlinson (142 touchdowns) over that span. Last season, Moss's 11 touchdown receptions led the AFC and tied for third in the NFL.

NFL TOUCHDOWN RECEPTION LEADERS SINCE MOSS JOINED THE PATRIOTS IN 2007

Player	Team(s)	Rec	Yds	TD
Randy Moss	NE	183	2,666	34
Terrell Owens	DAL/BUF	155	2,505	26
Larry Fitzgerald	ARZ	206	2,945	24
Greg Jennings	GB	139	2,318	22
Anquan Boldin	ARZ	170	1,979	20

NFL TOUCHDOWN RECEPTION LEADERS SINCE MOSS ENTERED THE NFL IN 1998

Player	Team(s)	Rec	Yds	TD
Randy Moss	MIN/OAK/NE	859	13,666	135
Terrell Owens	SF/PHI/DAL/BUF	861	12,764	128
Marvin Harrison	IND	965	12,878	114
Tony Gonzalez	KC/ATL	895	10,716	76
Torry Holt	STL/JAX	878	12,772	74

MOSS 6TH ON NFL'S ALL-TIME TD LIST

Moss enters the 2009 season tied for sixth all-time in career touchdowns with 136, five behind active leaders WR Terrell Owens and six behind RB LaDainian Tomlinson.

NFL'S ALL-TIME TOUCHDOWN LEADERS

Rk	Player	Season	TD
1	Jerry Rice	1985-2004(20)	208
2	Emmitt Smith	1990-2004(15)	175
3	Marcus Allen	1982-1997(16)	145
4t	LaDainian Tomlinson	2001-2009(9)	142
4t	Terrell Owens	1996-2009(14)	142
6t	Marshall Faulk	1994-2005(12)	136
6t	Randy Moss	1998-2009(12)	136

MOSS AMONG ALL-TIME LEADERS

Randy Moss is among the NFL's all-time leaders in two major receiving categories – career touchdown receptions and receiving yards per game. In his 10-plus seasons, Moss has caught 135 touchdown passes and is one of just five receivers in NFL history to break the 125-touchdown mark. Additionally, Moss has averaged 77.7 receiving yards per game during his career, a mark that ranks second all-time.

NFL ALL-TIME LEADERS / RECEIVING TOUCHDOWNS

Player	Years	Team(s)	TDs
Jerry Rice	1985-2004	SF/OAK/SEA	197
Terrell Owens	1996-2009	SF/PHI/DAL/BUF	140
Randy Moss	1998-2009	MIN/OAK/NE	135
Cris Carter	1987-2002	PHI/MIN/MIA	130
Marvin Harrison	1996-2008	IND	128
Tim Brown	1988-2004	LA(A)/OAK/TB	100
Steve Largent	1976-1989	SEA	100

NFL ALL-TIME LEADERS / RECEIVING YARDS PER GAME

(Minimum 100 Games Played)

Player	Years	Team(s)	Gms	Yds	Yd/G
Torry Holt	1999-2008	STL/JAX	160	12,772	79.8
Randy Moss	1998-2009	MIN/OAK/NE	172	13,666	77.7
Marvin Harrison	1996-2008	IND	190	14,580	76.7
Jerry Rice	1985-2004	SF/OAK/SEA	303	22,895	75.6
Lance Alworth	1962-1972	SD/DAL	136	10,266	75.5
Michael Irvin	1988-1999	DAL	159	11,904	74.9

NFL ALL-TIME LEADERS / 100-YARD RECEIVING GAMES

Player	Team(s)	Years	Gms
Jerry Rice	SF/OAK/SEA	1985-2004	76
Randy Moss	MIN/OAK/NE	1998-2009	60
Marvin Harrison	IND	1996-2008	59
Don Maynard	NYG/NYJ/STL	1958, 60-73	50

NFL ALL-TIME LEADERS / GAMES WITH 2+ TD REC.

Player	Team(s)	Years	Gms
Jerry Rice	SF/OAK/SEA	1985-2004	44
Randy Moss	MIN/OAK/NE	1998-2009	32
Terrell Owens	SF/PHI/DAL/BUF	1996-2009	30
Marvin Harrison	IND	1996-2008	29
Cris Carter	PHI/MIN/MIA	1987-2002	29
Don Hutson	GB	1935-1945	28

MOSS MOVING UP ALL-TIME LISTS

Moss had 12 receptions in the season-opener to move up two places to 13th on the NFL's all-time reception list. He now has 859 receptions, three shy of 12th place receiver Jimmy Smith (862). He can become the 10th player to surpass 900 career receptions in 2009. He is one of 22 players to have at least 800 receptions.

MOSS MOVING UP ALL-TIME LISTS

Randy Moss currently ranks ninth on the NFL's all-time receiving yards list with 13,366 receiving yards. He is one of 11 players in NFL history to total at least 13,000 receiving yards. Moss moved into the top 10 on the NFL's receiving yardage list on Dec. 14, 2008 at Oakland. Moss needs 634 yards receiving to become the seventh player in NFL history to reach 14,000 yards.

NFL ALL-TIME LEADERS / RECEIVING YARDS

Rk	Player	Team(s)	Years	Yards
1	Jerry Rice	SF/OAK/SEA	1985-2004	22,895
2	Isaac Bruce	STL/SF	1994-2009	15,053
3	Tim Brown	OAK/TB	1988-2004	14,934
4	Marvin Harrison	IND	1996-2008	14,580
5	Terrell Owens	SF/PHI/DAL/BUF	1996-2009	14,220
6	James Lofton	GB/OAK/BUF/STL/PHI	1978-1993	14,004
7	Cris Carter	PHI/MIN/MIA	1987-2002	13,899
8	Henry Ellard	LA(N)/WAS/NE	1983-1998	13,777
9	Randy Moss	MIN/OAK/NE	1998-2009	13,366
10	Andre Reed	BUF/WAS	1985-2000	13,198



WR WES WELKER NEWS & NOTES

WELKER LEADS NFL IN RECEPTIONS SINCE 2007

Wes Welker leads the NFL with 235 receptions from 2007. In 2007, he set a Patriots franchise record with 112 receptions, tying him for the NFL lead and setting a league record for most receptions in a player's first season with a new team. In 2008, he nearly replicated that feat, with his 111 receptions placing second in the NFL. Welker joined the Patriots in a trade with the Miami Dolphins prior to the 2007 season, and since then is the NFL's leading receiver.



2007-PRESENT NFL RECEPTION LEADERS

Player	Team	Rec.	Yds	TD
Wes Welker	NE	235	2,433	11
T.J. Houshmandzadeh	CIN	214	2,157	16
Brandon Marshall	DEN	213	2,651	13
Tony Gonzalez	KC/ATL	207	2,374	17
Larry Fitzgerald	ARZ	206	2,945	24

2008 NFL RECEPTION LEADERS

Player	Team	Rec.	Yds	TD
Andre Johnson	HST	115	1,575	8
Wes Welker	NE	111	1,165	3
Brandon Marshall	DEN	104	1,265	6
Larry Fitzgerald	ARZ	96	1,431	12
Tony Gonzalez	KC	96	1,058	10
T.J. Houshmandzadeh	CIN	92	904	4

WELKER NAMED TO PRO BOWL SQUAD

Wes Welker was named to his first career Pro Bowl after the 2008 season and is the fifth Patriots wide receiver to earn Pro Bowl honors since the 1970 AFL-NFL merger, joining Randy Moss (2007), Troy Brown (2001), Terry Glenn (1999) and Stanley Morgan (1979-80 and 1986-87). Welker finished second in the NFL with 111 receptions in 2008 – the second highest single-season total in team history behind his franchise-record 112 receptions in 2007. Welker became the eighth player in NFL history to record back-to-back 100-catch seasons and is the first player to achieve the feat with the Patriots.



WELKER RECORDS 12 CATCHES

Wes Welker tied his second-highest single-game reception total with 12 catches in the season-opener vs. Buffalo (9/14). His dozen receptions trails only his career-high 13 catches vs. Philadelphia on Nov. 25, 2007. The 12 catches against Buffalo marked Welker's fifth career regular-season game with 10 or more catches. Welker's other 12-catch game was last season at Seattle on Dec. 7, 2008. His 12 receptions tie the fifth-highest single-game total in team history, behind Troy Brown's team-record 16 catches on Sept. 22, 2002 and three 13-catch performances (Welker, 11/25/07; Deion Branch, 9/29/02; Terry Glenn, 10/3/99).

PATRIOTS SINGLE-GAME RECEPTION LEADERS

Player	Date	Opp.	Rec	Yds
Troy Brown	09/22/02	KC	16	176
Wes Welker	11/25/07	PHI	13	149
Deion Branch	09/29/02	at SD	13	128
Terry Glenn	10/03/99	at CLV	13	214
Wes Welker	09/14/09	vs. BUF	12	93
Wes Welker	12/07/08	at SEA	12*	134
Troy Brown	12/04/00	KC	12	119
Ben Coates	11/27/94	at IND	12	119

*Also caught a 2-point conversion pass in addition to his 12 receptions

ANOTHER HISTORIC PERFORMANCE

Wes Welker's 111 receptions in 2008 stand as the second-highest single-season total in team history. Welker's 111 catches were just one shy of his franchise-record 112 catches in 2007. Welker can join Jerry Rice (3), Herman Moore (3) and Marvin Harrison (4) as the only players to catch 100 passes in three consecutive seasons.

PATRIOTS SINGLE-SEASON RECEPTION LEADERS

Player	Season	Rec.	Yds	TD
Wes Welker	2007	112	1175	8
Wes Welker	2008	111	1165	3
Troy Brown	2001	101	1199	5
Randy Moss	2007	98	1493	23
Troy Brown	2002	97	890	3
Ben Coates	1994	96	1174	7

WELKER PILES UP YARDS

Wes Welker led the Patriots with 1,165 receiving yards in 2008 and joined Randy Moss in recording the first back-to-back 1,000-yard receiving seasons in Patriots history. Moss also had 1,000 receiving yards in 2007 and 2008. Welker's 1,165 yards in 2008 rank sixth on the Patriots' all-time single-season list. In 2007, Welker totaled 1,175 receiving yards – a performance that ranked fourth in team history. In the franchise's 49-year history, there have been 11 single-season performances of 1,000 receiving yards and Welker owns two of them.

PATRIOTS SINGLE-SEASON RECEIVING YARD LEADERS

Player	Season	Yds	Rec.	TD
Randy Moss	2007	1493	98	23
Stanley Morgan	1986	1491	84	10
Troy Brown	2001	1199	101	5
Wes Welker	2007	1175	112	8
Ben Coates	1994	1174	96	7
Wes Welker	2008	1165	111	3
Terry Glenn	1999	1147	69	4
Terry Glenn	1996	1132	90	6

WELKER'S ROUTE TO THE NFL

Despite being named the Oklahoma football player of the year by both the *USA Today* and the *Daily Oklahoman*, Wes Welker's only scholarship offer came from Texas Tech, only after a player that committed to Texas Tech backed out.

"I was thinking I'd get a scholarship somewhere," he said. "When it didn't happen when it was supposed to I was pretty hurt by it."

Welker had an impressive collegiate career, accumulating 259 receptions and eight punts returned for a touchdown. He even won a national award as the best special teams player in the country. Despite these accolades, he was passed over in the NFL draft and signed with San Diego as a free agent. He made the team, then was cut after the first game.

He signed with Miami soon after and was used just on special teams. He caught New England's eye with a 71-yard punt return on Monday Night Football in a game against the Patriots. He was acquired by the Patriots in a trade with Miami in 2007.

WELKER CATCHES SIX OR MORE PASSES IN 11 STRAIGHT GAMES TO OPEN 2008

Wes Welker caught at least six passes in each of the first 11 games in 2008. Welker is the first player in NFL history to have six or more catches in the first 11 games of a season. He caught 12 in the 2009 season-opener vs. Buffalo (9/14).

MOST CONSEC. GAMES WITH 6+ REC. TO OPEN SEASON


Player	Team	Year	Games
Wes Welker	New England Patriots	2008	11
Jimmy Smith	Jacksonville Jaguars	2001	8
Hines Ward	Pittsburgh Steelers	2004	7
Mike Ditka	Chicago Bears	1964	7



PATRIOTS NEWS & NOTES

MEMBER OF 2000/2000 CLUB FOR THE 2000s

Kevin Faulk is one of just 11 NFL players this decade to total at least 2,000 rushing yards and at least 2,000 receiving yards, and is one of only six players to have at least 2,000 rushing yards and at least 3,000 receiving yards. Faulk has totaled 2,958 rushing yards and 3,260 receiving yards since 2000, joining an exclusive list of elite players who have achieved the feat. Faulk is one of just six players who reached the milestone with just one team. In the 1990s, there were 13 players who achieved the 2000/2000 milestone; 22 players did it in the 1980s; nine players achieved the feat in the 1970s.



PLAYERS WITH 2,000 RUSHING YARDS AND 2,000 RECEIVING YARDS SINCE 2000

(Listed Alphabetically)

Player	Team	Rushing	Receiving
Tiki Barber*	NYG	9514	3927
Warrick Dunn*	TB/ATL	8347	2944
Kevin Faulk	NE	2958	3260
Marshall Faulk*	STL	5578	3023
Charlie Garner*	SF/OAK/TB	3607	2614
Ahman Green*	GB/HST	8716	2863
Priest Holmes*	KC	6658	2598
Edgerrin James	IND/ARZ/SEA	10604	2759
Michael Pittman*	ARZ/TB/DEN	5247	3316
LaDainian Tomlinson	SD	11760	3801
Brian Westbrook	PHI	5735	3619

*-No Longer Active

MOST PRODUCTIVE PATRIOT SINCE 2001

Kevin Faulk has more total yards from scrimmage than any other Patriots player since 2001. Faulk has totaled 5,183 yards from scrimmage (2,388 rushing and 2,795 receiving) to lead the club over a span during which the Patriots have compiled a 112-35 record.

PATRIOTS LEADERS / YDS FROM SCRIMMAGE SINCE 2001

Player	Years	Rush-Yd	Rec.-Yd	Yd/Scrim.
Kevin Faulk	2001-09	552-2388	325-2795	5183
Troy Brown	2001-07	22-150	337-3595	3745
Corey Dillon	2004-06	753-3180	52-431	3611
Antowain Smith	2001-03	721-2781	64-527	3308
Deion Branch	2002-05	3-11	213-2744	2755

FAULK: FRANCHISE RB RECEPTIONS LEADER

Kevin Faulk is the Patriots' all-time leader in receptions by a running back, totaling 388 career receptions. His receiving total ranks fourth on the Patriots' overall receptions list. He moved past Irving Fryar into fourth place during the Patriots' game against the Pittsburgh Steelers on Oct. 30, 2008. He passed Terry Glenn for fifth place against San Francisco on Oct. 5, 2008 – a game in which he also tied his career high with two rushing touchdowns.

RECEPTIONS BY PATRIOTS RUNNING BACKS

Player	Years	Rec.
Kevin Faulk	1999-2009	388
Tony Collins	1981-1987	261
Sam Cunningham	1973-79, 1981-82	210
Larry Garron	1960-68	185

PATRIOTS ALL-TIME CAREER RECEPTIONS LIST

Rk	Player	Pos.	Years	Rec.
1	Troy Brown	WR	1993-2007	557
2	Stanley Morgan	WR	1977-1989	534
3	Ben Coates	TE	1991-1999	490
4	Kevin Faulk	RB	1999-2009	388
5	Irving Fryar	WR	1984-1992	363

ELITE COMPANY

This offseason, the Patriots signed Joey Galloway, who has totaled 10,763 career receiving yards, and Fred Taylor, who has 11,342 career rushing yards. With Galloway, Taylor, Tom Brady and Randy Moss on the same team, the Patriots are the fourth team in NFL history to start the season with a 25,000-yard passer 10,000-yard rusher and a 10,000-yard receiver. The Patriots are the first team in NFL history to start a season with two 10,000-yard receivers (Galloway and Moss), one 25,000-yard passer and a 10,000-yard rusher.

Team PLAYERS

Dallas (1998)	Aikman (26,016)	E.Smith (11,234)	Irvin (10,680)
Dallas (1999)	Aikman (28,346)	E.Smith (12,566)	Irvin (11,737)
StL (2004)	Chandler (28,021)	Faulk (11,213)	Bruce (10,461)

PATRIOTS ELECT FIVE GAME CAPTAINS

The New England Patriots announced their 2009 captains prior to the start of the regular-season. Quarterback Tom Brady and WR Randy Moss will serve as offensive captains. Nose tackle Vince Wilfork and LB Jerod Mayo will serve as defensive captains. Wide receiver Sam Aiken will serve as special teams captain. The Patriots' 2009 captains were elected by their teammates.


On offense, Brady will serve as an offensive captain for the eighth straight season, having first been elected in 2002. Moss, in his third season with the Patriots after joining the team via trade in April 2007, will serve as a Patriots captain for the second straight season.

On defense, Wilfork is a captain for the second straight season, while Mayo will serve as a captain for the first time. He joined the Patriots as a first-round pick in 2008 and earned the AP Defensive Rookie of the Year award.

Aiken will serve as the Patriots' special teams captain for the first time. A special teams standout, Aiken has accumulated 71 special teams tackles during his six NFL seasons.

ADALIUS THOMAS

Adalius Thomas has 51.0 career sacks and is one of four active linebackers with 50 or more sacks entering 2009 (joining Joey Porter, DeMarcus Ware and Mike Vrabel).




ACTIVE NFL LB WITH AT LEAST 50.0 SACKS

Player	Years	Sacks
Joey Porter (Pitt/Mia)	1999-2009	84.0
Mike Vrabel (NE/KC)	1997-2009	55.0
DeMarcus Ware (Dallas)	2005-2009	53.5
Adalius Thomas (Bal/NE)	2000-2009	51.0

GALLOWAY IN THE RECORD BOOKS

Veteran WR Joey Galloway has 687 career receptions and needs 13 receptions to become the 30th player in NFL history with 700 career receptions. He has 10,763 receiving yards and needs 237 receiving yards to become the 22nd player in NFL history with 11,000 yards receiving (Mushin Muhammad, 10,945) may hit the mark in 2009 as well). Galloway currently has 77 receiving touchdowns and needs three touchdown catches to become the 19th history with 80 touchdown receptions.

In addition, Galloway's career average of 15.7-yards per reception is the 2nd highest among all active players with at least 300 catches to Lee Evans (Buffalo, 16.0).






PATRIOTS NEWS & NOTES

FRED TAYLOR AMONG NFL'S BEST

Fred Taylor ranks 16th in NFL history for most rushing yards with career totals of 2,445 carries for 11,342 yards and 63 rushing touchdowns in 142 games. He trails only Seattle's Edgerrin James (12,157) and San Diego's LaDainian Tomlinson (11,815) among active running back in rushing yards. Taylor ranks among the NFL's all-time best in several categories. Below is a look at where Taylor ranks in NFL history in several categories:



Rushing yards per game (79.1)	13 th
Yards from scrimmage per game (96.5)	16 th
Rushes of 10-plus yards (328)	5 th
Rushes of 50-plus yards (13)	4 th
Yards from scrimmage (13,703)	26 th
Rushing touchdowns (63)	33rdT

EVEN STEPHEN

Since joining the Patriots as a fourth-round draft choice in 2006, Stephen Gostkowski has connected on 85.4 percent of his regular-season field goals (82-for-96), achieving the best field goal percentage in Patriots history.

PATRIOTS ALL-TIME LEADERS / FIELD GOAL PCT.

(Minimum 50 Attempts)

Player	Years	FGM	FGA	Pct.
Stephen Gostkowski	2006-09	82	96	.854
Adam Vinatieri	1996-05	263	321	.819
Matt Bahr	1993-95	55	72	.764
Tony Franklin	1984-87	93	125	.744

PATRIOTS SINGLE-SEASON LEADERS / FGs MADE

Player	Year	FGM	FGA	Pct.
Stephen Gostkowski	2008	36	40	.900
Tony Franklin	1986	32	41	.780
Adam Vinatieri	2004	31	33	.939
Adam Vinatieri	1998	31	39	.795

PATRIOTS SINGLE-SEASON LEADERS / FIELD GOAL PCT.

(Minimum 16 Attempts)

Player	Year	FGM	FGA	Pct.
Adam Vinatieri	2004	31	33	.939
Stephen Gostkowski	2008	36	40	.900
Adam Vinatieri	2002	27	30	.900
Stephen Gostkowski	2007	21	24	.875
Adam Vinatieri	1997	25	29	.862

PATRIOTS SINGLE-SEASON LEADERS / POINTS SCORED

Player	Year	TD	2-PT	FG	PAT	Pts.
Gino Cappelletti	1964	7	1	25	36	155
Stephen Gostkowski	2008	0	0	36	40	148
Gino Cappelletti	1961	8	0	17	48	147
Adam Vinatieri	2004	0	0	31	48	141

GOSTKOWSKI ON THE PATRIOTS ALL-TIME LIST

Gostkowski needs six more PATs and 12 more field goals to take over 4th placed in both categories from Tony Franklin.

PATRIOTS ALL-TIME PAT LEADERS

Player	Years	PAT
Adam Vinatieri	1996-05	367
Gino Cappelletti	1960-70	342
John Smith	1974-83	308
Tony Franklin	1984-87	163
Stephen Gostkowski	2006-09	158

GOSTKOWSKI (continued)

PATRIOTS ALL-TIME FIELD GOAL LEADERS

Player	Years	FGS
Adam Vinatieri	1996-05	263
Gino Cappelletti	1960-70	176
John Smith	1974-83	128
Tony Franklin	1984-87	93
Stephen Gostkowski	2006-09	82

ANNUAL ACHIEVEMENTS

The Patriots are the only team in the NFL to have recorded nine or more wins in each of the last eight seasons, including 2008. The Patriots have won 10 or more games seven times in the last eight seasons and have won 11 or more games six times in the last eight seasons.

MOST SEASONS OF 9+ WINS SINCE 2001

New England	8	Denver.....	5
Indianapolis	7	Dallas.....	5
Pittsburgh.....	7	Tennessee.....	4
Philadelphia	5	N.Y. Giants.....	4
Seattle	5	Baltimore.....	4
Green Bay	5		

HOLDING THE LEAD

The Patriots failed to hold a 9-3 halftime lead last week at the Jets, ending a streak of 42 straight regular-season wins when leading at halftime. That number is a post-merger NFL record. The Patriots have won 73 of their last 75 games when leading at halftime, a streak that dates back to 2001. Additionally, the Patriots have won 41 straight regular-season games in which they have led entering the fourth quarter, tying their own post-merger NFL record. The Patriots have won 79 of their last 80 games in which they have led entering the fourth quarter.

CONSECUTIVE WINS/ LEADING AT HALF (SINCE 1970)

42	New England	2004-09
31	New England	2001-04
30	Denver	1996-98
29	Pittsburgh	1992-96
28	Miami	1971-74

CONSECUTIVE WINS/ LEADING ENTERING 4TH QTR (SINCE 1970)

41	New England	2004-09
38	New England	2001-04
36	San Diego	1992-96
36	Pittsburgh	1972-75
33	Denver	1996-98

GUYTON HAS THE WORK ETHIC

Gary Guyton was not drafted into the NFL, but through a solid work ethic was able to make the 53-man roster and earn a starting job in his second year. Taking a peak into his work history shows his work ethic goes beyond the football field. At the end of the season last year, Guyton went back to Georgia tech and worked as an office assistant at the school's research institute.

"I was an office assistant, right there at the desk," said Guyton, who worked for a small wage at Georgia Tech Research Institute. "Just a regular office assistant. Tech is my school, and I enjoyed it."

"He's smart, well prepared," Bill Belichick said. "He understands. He's got a real good understanding of football. Not just his role but where other people have to be. That's what you really want in a defensive signal-caller, someone that understands how it all works."

"It's been a long road," Guyton said. "I have come far. I've achieved some things here. I'm happy. I'm enjoying it. But I don't look back as much, just always forward."



2009 OFFENSIVE STATISTICS

WON 1, LOST 1

09/14	W 25-24	Buffalo	68,756
09/20	L 9-16	at New York Jets	78,312
09/27		Atlanta	
10/04		Baltimore	
10/11		at Denver	
10/18		Tennessee	
10/25		at Tampa Bay	
11/08		Miami	
11/15		at Indianapolis	
11/22		New York Jets	
11/30		at New Orleans	
12/06		at Miami	
12/13		Carolina	
12/20		at Buffalo	
12/27		Jacksonville	
01/03		at Houston	
		N.E.	Opp.
TOTAL FIRST DOWNS			
		46	31
Rushing		9	9
Passing		32	20
Penalty		5	2
3rd Down: Made/Att	15/31	7/21	
3rd Down Pct.	48.4	33.3	
4th Down: Made/Att	0/3	1/1	
4th Down Pct.	0.0	100.0	
POSSESSION AVG.			
	33:59	26:01	
TOTAL NET YARDS			
	740	530	
Avg. Per Game	370.0	265.0	
Total Plays	144	103	
Avg. Per Play	5.1	5.1	
NET YARDS RUSHING			
	156	207	
Avg. Per Game	78.0	103.5	
Total Rushes	43	50	
NET YARDS PASSING			
	584	323	
Avg. Per Game	292.0	161.5	
Sacked/Yards Lost	1/10	6/52	
Gross Yards	594	375	
Att./Completions	100/62	47/29	
Completion Pct.	62.0	61.7	
Had Intercepted	2	0	
PUNTS/AVERAGE			
	7/37.6	9/42.2	
NET PUNTING AVG.			
	7/30.4	9/37.3	
PENALTIES/YARDS			
	17/144	17/126	
FUMBLES/BALL LOST			
	0/0	5/2	
TOUCHDOWNS			
	3	4	
Rushing	1	0	
Passing	2	3	
Returns	0	1	

* SCORE BY PERIODS

	Q1	Q2	Q3	Q4	OT	PTS
TEAM	3	16	0	15	0	34
OPPONENTS	7	10	13	10	0	40

* SCORING

	TD	Ru	Pa	Rt	K-PAT	FG	S	PTS
Gostkowski	0	0	0	0	1/ 1	5/ 6	0	16
Watson	2	0	2	0			0	12
F. Taylor	1	1	0	0			0	6
TEAM	3	1	2	0	1/ 1	5/ 6	0	34
OPPONENTS	4	0	3	1	4/ 4	4/ 4	0	40

2-Pt. Conversions: TEAM 0-2, OPPONENTS 0-0

SACKS: Banta-Cain 2, Burgess 1, A. Thomas 1, Warren 1, Wright 1, TEAM 6, OPPONENTS 1
FUM/LOST:

* RUSHING

	No.	Yds	Avg	Long	TD
F. Taylor	17	71	4.2	13	1
Maroney	16	55	3.4	12	0
Faulk	6	15	2.5	4	0
Brady	2	11	5.5	9	0
Morris	2	4	2.0	3	0
TEAM	43	156	3.6	13	1
OPPONENTS	50	207	4.1	19	0

* RECEIVING

	No.	Yds	Avg	Long	TD
Moss	16	165	10.3	31	0
Welker	12	93	7.8	14	0
Watson	9	100	11.1	18t	2
Edelman	8	98	12.3	29	0
Faulk	7	54	7.7	16	0
Galloway	5	53	10.6	19	0
Maroney	2	9	4.5	7	0
Baker	2	8	4.0	7	0
Morris	1	14	14.0	14	0
TEAM	62	594	9.6	31	2
OPPONENTS	29	375	12.9	45	3

* INTERCEPTIONS

	No.	Yds	Avg	Long	TD
TEAM	0	0	---	---	0
OPPONENTS	2	26	13.0	26t	1

* PUNTING

	No.	Yds	Avg	Net	TB	In	Lg	B
Hanson	7	263	37.6	30.4	1	2	45	0
TEAM	7	263	37.6	30.4	1	2	45	0
OPPONENTS	9	380	42.2	37.3	1	3	55	0

* PUNT RETURNS

	Ret	FC	Yds	Avg	Long	TD
Welker	2	0	21	10.5	11	0
Edelman	1	0	2	2.0	2	0
Faulk	1	1	1	1.0	1	0
TEAM	4	1	24	6.0	11	0
OPPONENTS	3	2	30	10.0	16	0

* KICKOFF RETURNS

	No.	Yds	Avg	Long	TD
Faulk	4	95	23.8	32	0
Maroney	4	112	28.0	52	0
Edelman	2	39	19.5	22	0
TEAM	10	246	24.6	52	0
OPPONENTS	8	224	28.0	43	0

* FIELD GOALS

	1-19	20-29	30-39	40-49	50+
Gostkowski	0/ 0	4/ 4	0/ 0	1/ 2	0/ 0
TEAM	0/ 0	4/ 4	0/ 0	1/ 2	0/ 0
OPPONENTS	0/ 0	1/ 1	2/ 2	1/ 1	0/ 0
Gostkowski: (41N,20G,28G) (45G,25G,29G)					
OPPONENTS: (40G) (33G,24G,39G)					

* PASSING

	Att	Cmp	Yds	Cmp%	Yds/Att	TD	TD%	Int	Int%	Long	Sack/Lost	Rating
Brady	100	62	594	62.0	5.94	2	2.0	2	2.0	31	1/ 10	76.8
TEAM	100	62	594	62.0	5.94	2	2.0	2	2.0	31	1/ 10	76.8
OPPONENTS	47	29	375	61.7	7.98	3	6.4	0	0.0	45	6/ 52	108.0

Gillette STADIUM™

HOME OF THE NEW ENGLAND PATRIOTS

Overall record at Gillette Stadium: 52-12 (.813)



The Patriots and their fans at Gillette Stadium have established one of the biggest home-field advantages in the country. Since its Grand Opening on Sept. 9, 2002, the Patriots have compiled a 52-12 record at their privately financed, state-of-the-art stadium. Patriots fans have embraced the team's new home with unprecedented fervor, extending the franchise's home sellout streak into its 15th year. In the seven seasons that New England has called Gillette Stadium home, every game has been sold out as the Patriots have won five AFC East titles, hosted two AFC Championship Games and recorded a 7-0 record in home playoff games at Gillette Stadium.

TOUGH AT HOME

The Patriots own an overall record of 52-12 (.813) at Gillette Stadium. Since their state-of-the-art facility opened at the beginning of the 2002 season, the Patriots own the NFL's best record at home. Now in their seventh season at Gillette Stadium, the Patriots have finished three seasons undefeated at home since the stadium opened (2003, 2004 and 2007) and own a perfect 7-0 playoff record at the venue.

BEST HOME RECORDS SINCE 2002

Team	W	L	T	Pct.
New England	52	12	0	.813
Indianapolis	49	14	0	.778
Pittsburgh	45	17	1	.722
Baltimore	42	18	0	.700
Seattle	43	19	0	.694
Denver	40	19	0	.678
Philadelphia	42	22	0	.656
San Diego	40	21	0	.656

NOTE: Records include regular-season and playoff games

HOMELAND DEFENSE

Since the beginning of the 2003, season, the Patriots have had the NFL's best defense at home. New England has allowed an average of just 15.86 points per game, a figure that leads the league since 2002. Since 2003, the Patriots have allowed just 14.67 points per game at home (807 points in 55 games), a mark that is also the best in the NFL over that span.

FEWEST POINTS PER GAME ALLOWED AT HOME SINCE GILLETTE STADIUM OPENED IN 2002

Team	Stadium	GP	Pts	Pts/Gm
New England	Gillette Stadium	64	1023	15.98
Baltimore	M&T Bank Stadium	59	960	16.27
Tampa Bay	Raymond James Stadium	60	1029	17.15
Jacksonville	Jacksonville Municipal Stad.	57	994	17.43
Philadelphia	Vets Stadium/Lincoln Financial	64	1153	18.02
Indianapolis	RCA Dome/Lucas Oil Stadium	63	1129	17.92
Pittsburgh	Heinz Field	63	1156	18.34

NOTE: Records include regular-season and playoff games

THE HALL AT PATRIOT PLACE

The Hall at Patriot Place presented by Raytheon is the crown jewel of Patriot Place and the only sports and education experience of its kind in the world. Through a dazzling array of interactive multimedia exhibits and artifacts never before viewable by the public, The Hall at Patriot Place presented by Raytheon showcases the tradition of the New England Patriots, explores the history of football in New England, and promotes math and science education for the thousands of schoolchildren expected to visit each year. For more information, please visit www.thehallatpatriotplace.com. Jim Nance earned the honor of becoming the 14th player and the first running back to be inducted into the team's hall of fame this past summer. Chairman and CEO Robert Kraft inducted the Patriots original owner Billy Sullivan as a contributor during the offseason.





2009 NEW ENGLAND PATRIOTS ROSTER

AS OF SEPTEMBER 22, 2009

ALPHABETICAL ROSTER

#	NAME	POS	HT	WT	BORN	YR	COLLEGE	H.S. HOMETOWN
88	Aiken, Sam	WR	6-2	215	12/14/1980	7	North Carolina	Kenansville, N.C.
52	Alexander, Eric	LB	6-2	240	2/8/1982	5	Louisiana State	Port Arthur, Texas
86	Baker, Chris	TE	6-3	258	11/18/1979	8	Michigan State	St. Albans, N.Y.
95	Banta-Cain, Tully	LB	6-2	250	8/28/1980	7	California	Sunnyvale, Calif.
23	Bodden, Leigh	CB	6-1	193	9/24/1981	7	Duquesne	Hyattsville, Md.
92	Brace, Ron	DL	6-3	330	12/18/1986	R	Boston College	Worcester, Mass.
12	Brady, Tom	QB	6-4	225	8/3/1977	10	Michigan	San Mateo, Calif.
55	Burgess, Derrick	LB	6-2	260	8/12/1978	9	Mississippi	Greenbelt, Md.
28	Butler, Darius	CB	5-10	185	3/18/1986	R	Connecticut	Ft. Lauderdale, Fla.
25	Chung, Pat	S	5-11	212	8/19/1987	R	Oregon	Rancho Cucamonga, Calif.
63	Connolly, Dan	OL	6-4	313	9/2/1982	4	Southeast Missouri St.	St. Louis, Mo.
11	Edelman, Julian	WR	6-0	198	5/22/1986	R	Kent State	Redwood City, Calif.
33	Faulk, Kevin	RB	5-8	202	6/5/1976	11	Louisiana State	Carencro, La.
13	Galloway, Joey	WR	5-11	197	11/20/1971	15	Ohio State	Bellaire, Ohio
3	Gostkowski, Stephen	K	6-1	215	1/28/1984	4	Memphis	Madison, Miss.
97	Green, Jarvis	DL	6-3	285	1/12/1979	8	Louisiana State	Donaldsonville, La.
42	Green-Ellis, BenJarvus	RB	5-11	215	7/2/1985	2	Mississippi	New Orleans, La.
59	Guyton, Gary	LB	6-3	245	11/14/1985	2	Georgia Tech	Hinesville, Ga.
6	Hanson, Chris	P	6-2	202	10/25/1976	11	Marshall	Sharpsburg, Ga.
8	Hoyer, Brian	QB	6-2	215	10/13/1985	R	Michigan State	North Olmstead, Ohio
47	Ingram, Jake	LS	6-3	235	10/23/1985	R	Hawaii	Milliani, Hawaii
77	Kaczur, Nick	T	6-4	315	7/28/1979	5	Toledo	Brantford, Ontario
67	Koppen, Dan	C	6-2	296	9/12/1979	7	Boston College	Whitehall, Pa.
72	Light, Matt	T	6-4	305	6/23/1978	9	Purdue	Greenville, Ohio
38	Lockett, Bret	DB	6-1	211	10/7/1986	R	UCLA	Diamond Bar, Calif.
70	Mankins, Logan	G	6-4	310	3/10/1982	5	Fresno State	Catheys Valley, Calif.
39	Maroney, Laurence	RB	5-11	220	2/5/1985	4	Minnesota	St. Louis, Mo.
80	Matthews, Michael	TE	6-4	270	10/9/1983	3	Georgia Tech	Sycamore, Ohio
51	Mayo, Jerod	LB	6-1	245	2/23/1986	2	Tennessee	Hampton, Va.
30	McGowan, Brandon	S	5-11	210	9/26/1983	5	Maine	Jersey City, N.J.
31	Meriweather, Brandon	S	5-11	200	1/14/1984	3	Miami (Fla.)	Apopka, Fla.
34	Morris, Sammy	RB	6-0	220	3/23/1977	10	Texas Tech	San Antonio, Texas
81	Moss, Randy	WR	6-4	210	2/13/1977	12	Marshall	Rand, W. Va.
61	Neal, Stephen	G	6-4	305	10/9/1976	8	Cal State-Bakersfield	San Diego, Calif.
50	Ninkovich, Rob	LB	6-2	255	2/1/1984	4	Purdue	Blue Island, Ill.
60	Ohrnberger, Rich	OL	6-2	300	2/14/1986	R	Penn State	East Meadow, N.Y.
91	Pryor, Myron	DL	6-1	310	6/13/1986	R	Kentucky	Louisville, Ky.
36	Sanders, James	S	5-10	210	11/11/1983	5	Fresno State	Porterville, Calif.
71	Simmons, Kendall	G	6-3	315	3/11/1979	8	Auburn	Ripley, Miss.
18	Slater, Matthew	WR	6-0	200	9/9/1985	2	UCLA	Anaheim, Calif.
29	Springs, Shawn	CB	6-0	204	3/11/1975	13	Ohio State	Silver Spring, Md.
21	Taylor, Fred	RB	6-1	228	1/27/1976	12	Florida	Belle Glade, Fla.
96	Thomas, Adalius	LB	6-2	270	8/18/1977	10	Southern Mississippi	Equality, Ala.
76	Vollmer, Sebastian	OL	6-8	315	7/10/1984	R	Houston	Kaarst, Germany
94	Warren, Ty	DL	6-5	300	2/6/1981	7	Texas A&M	Bryan, Texas
84	Watson, Benjamin	TE	6-3	255	12/18/1980	6	Georgia	Rock Hill, S.C.
83	Welker, Wes	WR	5-9	185	5/1/1981	6	Texas Tech	Oklahoma City, Okla.
69	Wendell, Ryan	C	6-2	285	3/4/1986	1	Fresno State	Diamond Bar, Calif.
22	Wheatley, Terrence	CB	5-9	185	5/5/1985	2	Colorado	Plano, Texas
75	Wilfork, Vince	NT	6-2	325	11/4/1981	6	Miami (Fla.)	Boynton Beach, Fla.
24	Wilhite, Jonathan	CB	5-11	185	2/23/1984	2	Auburn	Monroe, La.
58	Woods, Pierre	LB	6-5	255	1/6/1982	4	Michigan	Cleveland, Ohio
99	Wright, Mike	DL	6-4	295	3/1/1982	5	Cincinnati	Cincinnati, Ohio

NUMERICAL ROSTER

#	NAME	POS
3	Stephen Gostkowski	K
6	Chris Hanson	P
8	Brian Hoyer	QB
11	Julian Edelman	WR
12	Tom Brady	QB
13	Joey Galloway	WR
18	Matthew Slater	WR
21	Fred Taylor	RB
22	Terrence Wheatley	CB
23	Leigh Bodden	CB
24	Jonathan Wilhite	CB
25	Pat Chung	S
28	Darius Butler	CB
29	Shawn Springs	CB
30	Brandon McGowan	S
31	Brandon Meriweather	S
33	Kevin Faulk	RB
34	Sammy Morris	RB
36	James Sanders	S
38	Bret Lockett	DB
39	Laurence Maroney	RB
42	BenJarvus Green-Ellis	RB
47	Jake Ingram	LS
50	Rob Ninkovich	LB
51	Jerod Mayo	LB
52	Eric Alexander	LB
55	Derrick Burgess	LB
58	Pierre Woods	LB
59	Gary Guyton	LB
60	Rich Ohrnberger	OL
61	Stephen Neal	G
63	Dan Connolly	OL
67	Dan Koppen	C
69	Ryan Wendell	C
70	Logan Mankins	G
71	Kendall Simmons	G
72	Matt Light	T
75	Vince Wilfork	NT
76	Sebastian Vollmer	OL
77	Nick Kaczur	T
80	Michael Matthews	TE
81	Dan Moss	WR
83	Wes Welker	WR
84	Benjamin Watson	TE
86	Chris Baker	TE
88	Sam Aiken	WR
91	Myron Pryor	DL
92	Ron Brace	DL
94	Ty Warren	DL
95	Tully Banta-Cain	LB
96	Adalius Thomas	LB
97	Jarvis Green	DL
99	Mike Wright	DL

PRACTICE SQUAD

#	NAME	POS	HT	WT	BORN	YR	COLLEGE	H.S. HOMETOWN
62	Adams, Titus	DL	6-4	305	1/28/1983	1	Nebraska	Omaha, Neb.
85	Agnone, Robbie	TE	6-6	260	10/21/1985	R	Delaware	Etters, PA.
27	Arrington, Kyle	CB	5-10	196	8/12/1986	1	Hofstra	Accokeek, Md.
68	Brown, Patrick	OL	6-5	312	12/25/1986	R	Central Florida	St. Charles, Ill.
65	Grady, Adrian	DL	6-1	290	11/21/1985	R	Louisville	Nicholls, Ga.
10	Nunn, Terrence	WR	6-0	195	7/25/1986	R	Nebraska	Houston, Texas
90	Richard, Darryl	DL	6-4	295	6/17/1986	R	Georgia Tech	Destrehan, La.
9	Stanback, Isiah	QB	6-2	208	8/16/1984	3	Washington	Seattell, Wash.

PRACTICE SQUAD

#	NAME	POS
9	Isiah Stanback	QB
10	Terrence Nunn	WR
27	Kyle Arrington	CB
62	Titus Adams	DL
65	Adrian Grady	DL
68	Patrick Brown	OL
85	Robbie Agnone	TE
90	Darryl Richard	DL

RESERVE/INJURED LIST

#	NAME	POS	HT	WT	BORN	YR	COLLEGE	H.S. HOMETOWN
66	Bussey, George	OL	6-3	305	10/24/1984	R	Louisville	Louisville, Ky.
98	Crable, Shawn	LB	6-5	243	12/26/1984	2	Michigan	Massillon, Ohio
53	McKenzie, Tyrone	LB	6-2	240	12/11/1985	R	South Florida	Riverview, Fla.
35	Taylor, Chris	RB	6-0	224	11/7/1983	4	Indiana	Memphis, Tenn.

RESERVE/INJURED LIST

#	NAME	POS
35	Taylor, Chris	RB
53	McKenzie, Tyrone	LB
66	Bussey, George	OL
98	Crable, Shawn	LB

RESERVE/P.U.P. LIST

#	NAME	POS	HT	WT	BORN	YR	COLLEGE	H.S. HOMETOWN
64	LeVoir, Mark	T	6-7	310	7/29/1982	3	Notre Dame	Eden Prairie, Minn.

RESERVE/P.U.P. LIST

#	NAME	POS
64	Mark LeVoir	T

RESERVE/N.F.I. LIST

#	NAME	POS	HT	WT	BORN	YR	COLLEGE	H.S. HOMETOWN
19	Tate, Brandon	WR	6-1	195	10/5/1987	R	North Carolina	Burlington, N.C.

RESERVE/N.F.I. LIST

#	NAME	POS
19	Brandon Tate	WR

RESERVE/MILITARY LIST

#	NAME	POS	HT	WT	BORN	YR	COLLEGE	H.S. HOMETOWN
15	Barnes, Tyree	WR	6-0	196	4/15/1986	R	Navy	Hampton, Va.
44	Kettani, Eric	RB	5-11	235	3/26/1987	R	Navy	Kirtland, Ohio
15	White, Shun	WR	5-8	195	12/9/1985	R	Navy	Memphis, Tenn.

RESERVE/MILITARY LIST

#	NAME	POS
15	Tyree Barnes	WR
15	Shun White	WR
44	Eric Kettani	RB

HEAD COACH: BILL BELICHICK

ASSISTANTS: Josh Boyer, Defensive Backs; Ivan Fears, Running Backs; Pepper Johnson, Defensive Line; Harold Nash, Assistant Strength and Conditioning; Bill O'Brien, Quarterbacks; Scott O'Brien, Special Teams; Chad O'Shea, Receivers; Matt Patricia, Linebackers; Dean Pees, Defensive Coordinator; Dante Scarnecchia, Assistant Head Coach/Offensive Line; Shane Waldron, Tight Ends; Mike Woicik, Strength and Conditioning



2009 NUMERICAL ROSTER

September 22, 2009

#	NAME	POS	HT	WT	AGE	YR	COLLEGE	HOW ACQ.
3	Stephen Gostkowski	K	6-1	215	25	4	Memphis	D4b-06
6	Chris Hanson	P	6-2	202	32	11	Marshall	FA(NO)-07
8	Brian Hoyer	QB	6-2	215	23	R	Michigan State	FA-09
11	Julian Edelman	WR	6-0	198	23	R	Kent State	D7a-09
12	Tom Brady	QB	6-4	225	32	10	Michigan	D6b-00
13	Joey Galloway	WR	5-11	197	37	15	Ohio State	FA(TB)-09
18	Matthew Slater	WR	6-0	200	24	2	UCLA	D5-08
21	Fred Taylor	RB	6-1	228	33	12	Florida	FA(JAX)-09
22	Terrence Wheatley	CB	5-9	185	24	2	Colorado	D2-08
23	Leigh Bodden	CB	6-1	193	27	7	Duquesne	FA(DET)-09
24	Jonathan Wilhite	CB	5-11	185	25	2	Auburn	D4-08
25	Pat Chung	S	5-11	212	22	R	Oregon	D2a-09
28	Darius Butler	CB	5-10	185	23	R	Connecticut	D2c-09
29	Shawn Springs	CB	6-0	204	34	13	Ohio State	FA(WAS)-09
30	Brandon McGowan	S	5-11	210	25	5	Maine	UFA(CHI)-09
31	Brandon Meriweather	S	5-11	200	25	3	Miami (Fla.)	D1-07
33	Kevin Faulk	RB	5-8	202	33	11	Louisiana State	D2-99
34	Sammy Morris	RB	6-0	220	32	10	Texas Tech	UFA (MIA)-07
36	James Sanders	S	5-10	210	25	5	Fresno State	D4-05
38	Bret Lockett	DB	6-1	211	22	R	UCLA	CW (CLE)-09
39	Laurence Maroney	RB	5-11	220	24	4	Minnesota	D1-06
42	BenJarvus Green-Ellis	RB	5-11	215	24	2	Mississippi	FA-08
47	Jake Ingram	LS	6-3	235	23	R	Hawaii	D6a-09
50	Rob Ninkovich	LB	6-2	255	25	4	Purdue	FA-09
51	Jerod Mayo	LB	6-1	245	23	2	Tennessee	D1-08
52	Eric Alexander	LB	6-2	240	27	5	Louisiana State	FA-04
55	Derrick Burgess	LB	6-2	260	30	9	Mississippi	TR(OAK)-09
58	Pierre Woods	LB	6-5	255	27	4	Michigan	FA-06
59	Gary Guyton	LB	6-3	245	23	2	Georgia Tech	FA-08
60	Rich Ohrnberger	OL	6-2	300	23	R	Penn State	D4-09
61	Stephen Neal	G	6-4	305	32	8	Cal State-Bakersfield	FA-01
63	Dan Connolly	OL	6-4	313	27	4	Southeast Missouri St.	FA(JAX)-08
67	Dan Koppen	C	6-2	296	30	7	Boston College	D5-03
69	Ryan Wendell	C	6-2	285	23	1	Fresno State	FA-08
70	Logan Mankins	G	6-4	310	27	5	Fresno State	D1-05
71	Kendall Simmons	G	6-3	315	30	8	Auburn	FA-09
72	Matt Light	T	6-4	305	31	9	Purdue	D2-01
75	Vince Wilfork	NT	6-2	325	27	6	Miami (Fla.)	D1a-04
76	Sebastian Vollmer	OL	6-8	315	25	R	Houston	D2d-09
77	Nick Kaczur	T	6-4	315	30	5	Toledo	D3b-05
80	Michael Matthews	TE	6-4	270	25	3	Georgia Tech	TR (NYG)-09
81	Randy Moss	WR	6-4	210	32	12	Marshall	TR (OAK)-07
83	Wes Welker	WR	5-9	185	28	6	Texas Tech	TR (MIA)-07
84	Benjamin Watson	TE	6-3	255	28	6	Georgia	D1b-04
86	Chris Baker	TE	6-3	258	29	8	Michigan State	FA(NYJ)-09
88	Sam Aiken	WR	6-2	215	28	7	North Carolina	UFA (BUF)-08
91	Myron Pryor	DL	6-1	310	23	R	Kentucky	D6b-09
92	Ron Brace	DL	6-3	330	22	R	Boston College	D2b-09
94	Ty Warren	DL	6-5	300	28	7	Texas A&M	D1-03
95	Tully Banta-Cain	LB	6-2	250	29	7	California	FA(SF)-09
96	Adalius Thomas	LB	6-2	270	32	10	Southern Mississippi	UFA(BAL)-07
97	Jarvis Green	DL	6-3	285	30	8	Louisiana State	D4b-02
99	Mike Wright	DL	6-4	295	27	5	Cincinnati	FA-05

PRACTICE SQUAD

#	NAME	POS	HT	WT	AGE	YR	COLLEGE	HOW ACQ.
9	Isalah Stanback	QB	6-2	208	25	3	Washington	D4-07
10	Terrence Nunn	WR	6-0	195	23	R	Nebraska	FA-09
27	Kyle Arrington	CB	5-10	196	23	1	Hofstra	FA-08
62	Titus Adams	DL	6-4	305	26	1	Nebraska	FA-08
65	Adrian Grady	DT	6-1	290	23	R	Louisville	FA-09
68	Patrick Brown	OL	6-5	312	22	R	Central Florida	FA-09
85	Robbie Agnone	TE	6-6	260	23	R	Delaware	FA-09
90	Darryl Richard	DL	6-4	295	23	R	Georgia Tech	D7b-09

RESERVE/INJURED LIST

#	NAME	POS	HT	WT	AGE	YR	COLLEGE	INJURY (IR date)
35	Chris Taylor	RB	5-8	224	25	4	Indiana	shoulder (9/5/09)
53	Tyrone McKenzie	LB	6-2	240	23	R	South Florida	knee (8/31/09)
66	George Bussey	OL	6-3	305	23	R	Louisville	knee (9/5/09)
98	Shawn Crable	LB	6-5	243	24	2	Michigan	groin (9/5/09)

RESERVE/P.U.P LIST

#	NAME	POS	HT	WT	AGE	YR	COLLEGE	DATE
64	Mark LeVoir	T	6-7	310	27	3	Notre Dame	August, 31

RESERVE/N.F.I. List

#	NAME	POS	HT	WT	AGE	YR	COLLEGE	DATE
19	Brandon Tate	WR	6-1	195	21	R	North Carolina	August, 31

RESERVE/MILITARY LIST

#	NAME	POS	HT	WT	AGE	YR	COLLEGE	DATE
15	Tyree Barnes	WR	6-0	196	23	R	Navy	July, 23
15	Shun White	WR	5-8	195	23	R	Navy	August, 17
44	Eric Kettani	RB	5-11	235	22	R	Navy	July, 23



2009 POSITIONAL ROSTER

September 22, 2009

DEFENSE (24)								
#	NAME	POS	HT	WT	BORN	YR	COLLEGE	H.S. HOMETOWN
DEFENSIVE LINE (6)								
92	Brace, Ron	DL	6-3	330	12/18/1986	R	Boston College	Worcester, Mass.
97	Green, Jarvis	DL	6-3	285	1/12/1979	8	Louisiana State	Donaldsonville, La.
91	Pryor, Myron	DL	6-1	310	6/13/1986	R	Kentucky	Louisville, Ky.
94	Warren, Ty	DL	6-5	300	2/6/1981	7	Texas A&M	Bryan, Texas
75	Wilfork, Vince	NT	6-2	325	11/4/1981	6	Miami (Fla.)	Boynton Beach, Fla.
99	Wright, Mike	DL	6-4	295	3/1/1982	5	Cincinnati	Cincinnati, Ohio
LINEBACKER (8)								
52	Alexander, Eric	LB	6-2	240	2/8/1982	5	Louisiana State	Port Arthur, Texas
95	Banta-Cain, Tully	LB	6-2	250	8/28/1980	7	California	Sunnyvale, Calif.
55	Burgess, Derrick	LB	6-2	260	8/12/1978	9	Mississippi	Greenbelt, Md.
59	Guyton, Gary	LB	6-3	245	11/14/1985	2	Georgia Tech	Hinesville, Ga.
51	Mayo, Jerod	LB	6-1	245	2/23/1986	2	Tennessee	Hampton, Va.
50	Ninkovich, Rob	LB	6-2	255	2/1/1984	4	Purdue	Blue Island, Ill.
96	Thomas, Adalius	LB	6-2	270	8/18/1977	10	Southern Mississippi	Equality, Ala.
58	Woods, Pierre	LB	6-5	255	1/6/1982	4	Michigan	Cleveland, Ohio
DEFENSIVE BACK (10)								
23	Bodden, Leigh	CB	6-1	193	9/24/1981	7	Duquesne	Hyattsville, Md.
28	Butler, Darius	CB	5-10	185	3/18/1986	R	Connecticut	Ft. Lauderdale, Fla.
25	Chung, Pat	S	5-11	212	8/19/1987	R	Oregon	Rancho Cucamonga, Calif.
38	Lockett, Bret	DB	6-1	211	10/7/1986	R	UCLA	Diamond Bar, Calif.
30	McGowan, Brandon	S	5-11	210	9/26/1983	5	Maine	Jersey City, N.J.
31	Meriweather, Brandon	S	5-11	200	1/14/1984	3	Miami (Fla.)	Apopka, Fla.
36	Sanders, James	S	5-10	210	11/11/1983	5	Fresno State	Porterville, Calif.
29	Spring, Shawn	CB	6-0	204	3/11/1975	13	Ohio State	Silver Spring, Md.
22	Wheatley, Terrence	CB	5-9	185	5/5/1985	2	Colorado	Plano, Texas
24	Wilhite, Jonathan	CB	5-11	185	2/23/1984	2	Auburn	Monroe, La.
OFFENSE (26)								
#	NAME	POS	HT	WT	BORN	YR	COLLEGE	H.S. HOMETOWN
OFFENSIVE LINE (10)								
63	Connolly, Dan	OL	6-4	313	9/2/1982	4	Southeast Missouri St.	St. Louis, Mo.
77	Kaczur, Nick	T	6-4	315	7/28/1979	5	Toledo	Brantford, Ontario
67	Koppen, Dan	C	6-2	296	9/12/1979	7	Boston College	Whitehall, Pa.
72	Light, Matt	T	6-4	305	6/23/1978	9	Purdue	Greenville, Ohio
70	Mankins, Logan	G	6-4	310	3/10/1982	5	Fresno State	Cathays Valley, Calif.
61	Neal, Stephen	G	6-4	305	10/9/1976	8	Cal State-Bakersfield	San Diego, Calif.
60	Ohrnberger, Rich	OL	6-2	300	2/14/1986	R	Penn State	East Meadow, N.Y.
71	Simmons, Kendall	G	6-3	315	3/11/1979	8	Auburn	Ripley, Miss.
76	Vollmer, Sebastian	OL	6-8	315	7/10/1984	R	Houston	Kaarst, Germany
69	Wendell, Ryan	C	6-2	285	3/4/1986	1	Fresno State	Diamond Bar, Calif.
QUARTERBACK (2)								
12	Brady, Tom	QB	6-4	225	8/3/1977	10	Michigan	San Mateo, Calif.
8	Hoyer, Brian	QB	6-2	215	10/13/1985	R	Michigan State	North Olmstead, Ohio
WIDE RECEIVER (6)								
88	Aiken, Sam	WR	6-2	215	12/14/1980	7	North Carolina	Kenansville, N.C.
11	Edelman, Julian	WR	6-0	198	5/22/1986	R	Kent State	Redwood City, Calif.
13	Galloway, Joey	WR	5-11	197	11/20/1971	15	Ohio State	Bellaire, Ohio
81	Moss, Randy	WR	6-4	210	2/13/1977	12	Marshall	Rand, W. Va.
18	Slater, Matthew	WR	6-0	200	9/9/1985	2	UCLA	Anaheim, Calif.
83	Welker, Wes	WR	5-9	185	5/1/1981	6	Texas Tech	Oklahoma City, Okla.
RUNNING BACK (5)								
33	Faulk, Kevin	RB	5-8	202	6/5/1976	11	Louisiana State	Carencro, La.
42	Green-Ellis, BenJarvus	RB	5-11	215	7/2/1985	2	Mississippi	New Orleans, La.
39	Maroney, Laurence	RB	5-11	220	2/5/1985	4	Minnesota	St. Louis, Mo.
34	Morris, Sammy	RB	6-0	220	3/23/1977	10	Texas Tech	San Antonio, Texas
21	Taylor, Fred	RB	6-1	228	1/27/1976	12	Florida	Belle Glade, Fla.
TIGHT END (3)								
86	Baker, Chris	TE	6-3	258	11/18/1979	8	Michigan State	St. Albans, N.Y.
80	Matthews, Michael	TE	6-4	270	10/9/1983	3	Georgia Tech	Sycamore, Ohio
84	Watson, Benjamin	TE	6-3	255	12/18/1980	6	Georgia	Rock Hill, S.C.
SPECIALISTS (3)								
#	NAME	POS	HT	WT	BORN	YR	COLLEGE	H.S. HOMETOWN
SPECIALISTS (3)								
3	Gostkowski, Stephen	K	6-1	215	1/28/1984	4	Memphis	Madison, Miss.
6	Hanson, Chris	P	6-2	202	10/25/1976	11	Marshall	Sharpsburg, Ga.
47	Ingram, Jake	LS	6-3	235	10/23/1985	R	Hawaii	Mililani, Hawaii
RESERVE/INJURY (1)								
#	NAME	POS	HT	WT	BORN	YR	COLLEGE	H.S. HOMETOWN
RESERVE/INJURY (1)								
66	Bussey, George	OL	6-3	305	10/24/1984	R	Louisville	Louisville, Ky.
98	Crable, Shawn	LB	6-5	243	12/26/1984	2	Michigan	Massillon, Ohio
53	McKenzie, Tyrone	LB	6-2	240	12/11/1985	R	South Florida	Riverview, Fla.
35	Taylor, Chris	RB	6-0	224	11/7/1983	4	Indiana	Memphis, Tenn.
RESERVE/P.U.P (1)								
#	NAME	POS	HT	WT	BORN	YR	COLLEGE	H.S. HOMETOWN
RESERVE/P.U.P (1)								
64	LeVoi, Mark	T	6-7	310	7/29/1982	3	Notre Dame	Eden Prairie, Minn.
RESERVE/N.F.I. (1)								
#	NAME	POS	HT	WT	BORN	YR	COLLEGE	H.S. HOMETOWN
RESERVE/N.F.I (1)								
19	Tate, Brandon	WR	6-1	195	10/5/1987	R	North Carolina	Burlington, N.C.
RESERVE/MILITARY (3)								
#	NAME	POS	HT	WT	BORN	YR	COLLEGE	H.S. HOMETOWN
RESERVE/MILITARY (2)								
15	Barnes, Tyree	WR	6-0	196	4/15/1986	R	Navy	Hampton, Va.
44	Kettani, Eric	RB	5-11	235	3/26/1987	R	Navy	Kirtland, Ohio
15	White, Shun	WR	5-8	195	12/9/1985	R	Navy	Memphis, Tenn.



HOW THE PATRIOTS WERE BUILT

UPDATED: September 22, 2009

<u>YEAR</u>	<u>DRAFTEES (26)</u>	<u>VETERAN FREE AGENTS (14)</u>	<u>WAIVERS (1) / TRADES (4)</u>	<u>ROOKIE AND FIRST-YEAR FREE AGENTS (8)</u>
1999	Kevin Faulk (2)			
2000	Tom Brady (6b)			
2001	Matt Light (2)			Stephen Neal (fa)
2002	Jarvis Green (4b)			
2003	Ty Warren (1) Dan Koppen (5)			
2004	Vince Wilfork (1a) Benjamin Watson (1b)			Eric Alexander (fa)
2005	Logan Mankins (1) Nick Kaczur (3b) James Sanders (4)			Mike Wright (fa)
2006	Laurence Maroney (1) Stephen Gostkowski (4b)			Pierre Woods (fa)
2007	Brandon Meriweather (1)	Chris Hanson (fa)(NO) Sammy Morris (5)(MIA) Adalius Thomas (6)(BAL)	Randy Moss (1)(tr-OAK) Wes Welker (fa)(tr-MIA)	
2008	Jerod Mayo (1) Terrence Wheatley (2) Jonathan Wilhite (4) Matthew Slater (5)	Sam Aiken (4)(BUF) Dan Connolly (fa)(JAX)		BenJarvus Green-Ellis (fa) Gary Guyton (fa) Ryan Wendell (fa)
2009	Pat Chung (2a) Ron Brace (2b) Darius Butler (2c) Sebastian Vollmer (2d) Rich Ohrmberger (4) Jake Ingram (6a) Myron Pryor (6b) Julian Edelman (7a)	Chris Baker (3)(NYJ) Tully Banta-Cain (7)(SF) Leigh Bodden (fa)(DET) Joey Galloway (1)(TB) Brandon McGowan (fa)(CHI) Rob Ninkovich (fa) Kendall Simmons (fa (PITT) Shawn Springs (1)(WAS) Fred Taylor (1)(JAX)	Derrick Burgess (3) (tr-OAK) Bret Lockett (fa) (CW-CLE) Michael Matthews (fa) (tr-NYG) RESERVE/INJURED (4) George Bussey Shawn Crable Tyrone McKenzie Chris Taylor RESERVE/P.U.P (1) Mark LeVoir RESERVE/N.F.I. (1) Brandon Tate RESERVE/MILITARY (3) Tyree Barnes (fa) Eric Kettani (fa) Shun White (fa)	Brian Hoyer (fa)
<p>NOTE: Team in parenthesis is the player's prior team (#) – indicates round drafted (fa) – indicates non-drafted free agents</p>				



2009 TRANSACTIONS

UPDATED: September 22, 2009

JANUARY, 2009

1/27/2009 Reese, Floyd Hired as Senior Football Advisor

FEBRUARY, 2009

2/3/2009 Boyer, Josh Named Defensive Backs Coach
 2/3/2009 O'Brien, Bill Named Quarterbacks Coach
 2/3/2009 O'Brien, Scott Hired as Special Teams Coach
 2/5/2009 Cassel, Matt Designated Franchise Player
 2/12/2009 Ossenfort, Monti Named National Scout
 2/12/2009 Robinson, Jon Named Director of College Scouting
 2/12/2009 Waldron, Shane Named Tight Ends Coach
 2/17/2009 Washington, Kelley Released
 2/17/2009 Yates, Billy Released
 2/18/2009 Banta-Cain, Tully Signed as Veteran Free Agent (SF)
 2/18/2009 Listorti, Brad Signed as First-Year Free Agent (NYJ)
 2/20/2009 Yates, Billy Re-Signed
 2/25/2009 Licht, Jason Hired as Director of Pro Personnel
 2/25/2009 O'Shea, Chad Hired as Receivers Coach
 2/27/2009 Taylor, Fred Signed as Veteran Free Agent (JAX)
 2/27/2009 Robertson, Darrell Released
 2/28/2009 Cassel, Matt Traded to Kansas City
 2/28/2009 Vrabel, Mike Traded to Kansas City

MARCH, 2009

3/2/2009 Baker, Chris Signed as Veteran Free Agent (NYJ)
 3/2/2009 Hochstein, Russ Re-Signed
 3/5/2009 Alexander, Eric Re-Signed
 3/5/2009 Hanson, Chris Re-Signed
 3/5/2009 Lewis, Greg Acquired Via Trade (PHI)
 3/5/2009 Sanders, James Re-Signed
 3/10/2009 Hodel, Nathan Signed as Veteran Free Agent (ARZ)
 3/11/2009 Bodden, Leigh Signed as Veteran Free Agent (DET)
 3/11/2009 Springs, Shawn Signed as Veteran Free Agent (WAS)
 3/16/2009 Johnson, Al Signed as Veteran Free Agent (MIA)
 3/16/2009 Britt, Wesley Re-Signed
 3/16/2009 Ventrone, Ray Re-Signed
 3/16/2009 Williams, Tank Re-Signed
 3/16/2009 Wright, Mike Re-Signed
 3/19/2009 Galloway, Joey Signed as Veteran Free Agent (TB)
 3/23/2009 Duckett, Damane Signed as Veteran Free Agent (SF)

APRIL, 2009

4/21/2009 Woods, Pierre Re-Signed
 4/23/2009 Smith, Kenny Re-Signed
 4/25/2009 Chung, Patrick Drafted
 4/25/2009 Brace, Ron Drafted
 4/25/2009 Butler, Darius Drafted
 4/25/2009 Vollmer, Sebastian Drafted
 4/26/2009 Tate, Brandon Drafted
 4/26/2009 McKenzie, Tyrone Drafted
 4/26/2009 Ohrmberger, Rich Drafted
 4/26/2009 Bussey, George Drafted
 4/26/2009 Ingram, Jake Drafted
 4/26/2009 Pryor, Myron Drafted
 4/26/2009 Edelman, Julian Drafted
 4/26/2009 Richard, Darryl Drafted
 4/26/2009 Hobbs, Ellis Traded to Philadelphia
 4/29/2009 Ruud, Bo Released
 4/30/2009 Smith, Alex Acquired Via Trade (TB)
 4/30/2009 Appleby, Antonio Signed as Rookie Free Agent
 4/30/2009 Hoyer, Brian Signed as Rookie Free Agent
 4/30/2009 Love, Jamar Signed as Rookie Free Agent
 4/30/2009 McClinton, Marcus Signed as Rookie Free Agent
 4/30/2009 Porter, Jermall Signed as Rookie Free Agent

MAY, 2009

5/4/2009 Ciurciu, Vinny Signed as Veteran Free Agent (MIN)
 5/4/2009 Williams, Stephen Signed as Veteran Free Agent (CAR)
 5/4/2009 Cuff, Omar Signed as First-Year Free Agent (TB)
 5/4/2009 Ortiz, Robert Re-Signed as First-Year Free Agent
 5/4/2009 Barnes, Tyree Signed as Rookie Free Agent
 5/4/2009 Kettani, Eric Signed as Rookie Free Agent
 5/4/2009 Perez, Aaron Signed as Rookie Free Agent
 5/4/2009 White, Shun Signed as Rookie Free Agent
 5/5/2009 McGowan, Brandon Signed as Unrestricted Free Agent (CHI)
 5/5/2009 Malone, Tom Released
 5/11/2009 Nunn, Terrence Signed as Rookie Free Agent
 5/26/2009 Duckett, Damane Released
 5/26/2009 Listorti, Brad Released
 5/27/2009 Lenon, Paris Signed as Unrestricted Free Agent (DET)
 5/29/2009 Perez, Aaron Released

JUNE, 2009

6/1/2009 Malone, Tom Re-signed
 6/4/2009 Pass, Patrick Signed as a Veteran Free Agent (NYG)
 6/4/2009 Smith, Kenny Released
 6/4/2009 Craig, Angelo Released
 6/4/2009 Cuff, Omar Released
 6/4/2009 McClinton, Marcus Released
 6/11/2009 Pass, Patrick Released
 6/16/2009 Ohrmberger, Rich Signed/Draft Choice
 6/16/2009 Appleby, Antonio Released

JULY, 2009

7/13/2009 Butler, Darius Signed/Draft Choice
 7/16/2009 Richard, Darryl Signed/Draft Choice
 7/23/2009 Brace, Ron Signed/Draft Choice
 7/23/2009 Vollmer, Sebastian Signed/Draft Choice
 7/23/2009 Tate, Brandon Signed/Draft Choice
 7/23/2009 Bussey, George Signed/Draft Choice
 7/23/2009 Pryor, Myron Signed/Draft Choice
 7/23/2009 Edelman, Julian Signed/Draft Choice
 7/23/2009 Ortiz, Robert Released
 7/23/2009 Barnes, Tyree Placed on Reserve/Military
 7/23/2009 Kettani, Eric Placed on Reserve/Military
 7/27/2009 Chung, Pat Signed/Draft Choice
 7/27/2009 Spann, Antwain Released
 7/28/2009 Jones, Herana-Daze Signed
 7/28/2009 Porter, Jermall Released
 7/29/2009 Ingram, Jake Signed/Draft Choice
 7/29/2009 Love, Jamar Released

August, 2009

8/1/2009 Malone, Tom Released
 8/2/2009 Love, Jamar Signed
 8/2/2009 Ninkovich, Rob Signed
 8/2/2009 Redd, Vince Released
 8/3/2009 Walter, Andrew Signed
 8/3/2009 Gutierrez, Matt Released
 8/6/2009 Burgess, Derrick Acquired Via Trade (OAK)
 8/6/2009 Johnson, Al Released
 8/17/2009 Taylor, Chris Signed
 8/17/2009 Smith, Le Kevin Traded to Denver for undisclosed draft pick
 8/17/2009 White, Shun Placed on Reserve/Military
 8/18/2009 Rogers, Roderick Signed
 8/19/2009 Richardson, Mike Released
 8/23/2009 DeVree, Tyson Released
 8/25/2009 Hochstein, Russ Traded to Denver for undisclosed draft pick
 8/25/2009 McKenzie, Tyrone Signed/Draft Choice
 8/25/2009 Williams, Tank Released
 8/26/2009 Ortiz, Robert Signed
 8/31/2009 Bruschi, Tedy Announced his Retirement
 8/31/2009 Hodel, Nathan Released
 8/31/2009 O'Connell, Kevin Released
 8/31/2009 LeVoi, Mark Placed on Reserve/P.U.P.
 8/31/2009 McKenzie, Tyrone Placed on Reserve/Injured (knee)
 8/31/2009 Tate, Brandon Placed on Reserve/N.F.I.

September, 2009

9/4/2009 Ciurciu, Vinny Released
 9/4/2009 Ortiz, Robert Released
 9/4/2009 Rogers, Roderick Released
 9/4/2009 Walter, Andrew Released
 9/4/2009 Williams, Stephen Released
 9/4/2009 Yates, Billy Released
 9/5/2009 Adams, Titus Released
 9/5/2009 Britt, Wesley Released
 9/5/2009 Bussey, George Placed on Reserve/Injured (knee)
 9/5/2009 Crable, Shawn Placed on Reserve/Injured (groin)
 9/5/2009 Jones, Herana-Daze Released
 9/5/2009 Lenon, Paris Released
 9/5/2009 Love, Jamar Released
 9/5/2009 Nunn, Terrence Released
 9/5/2009 O'Callaghan, Ryan Released
 9/5/2009 Richard, Darryl Released
 9/5/2009 Smith, Alex Released
 9/5/2009 Taylor, Chris Placed on Reserve/Injured (shoulder)
 9/5/2009 Ventrone, Ray Released
 9/5/2009 Thomas, David Traded to New Orleans for an undisclosed draft pick
 9/5/2009 Matthews, Michael Acquired via trade (NY Giants)
 9/6/2009 Seymour, Richard Traded to Oakland for an undisclosed draft pick
 9/6/2009 Simmons, Kendall Signed
 9/7/2009 Adams, Titus Signed to the Practice Squad
 9/7/2009 Brown, Patrick Signed to the Practice Squad
 9/7/2009 Grady, Adrian Signed to the Practice Squad
 9/7/2009 Terrence Nunn Signed to the Practice Squad
 9/7/2009 Darryl Richard Signed to the Practice Squad
 9/7/2009 Stanback, Isaiah Signed to the Practice Squad
 9/7/2009 Willingham, DeAngelo Signed to the Practice Squad
 9/7/2009 Lockett, Bret Claimed off waivers from Cleveland
 9/7/2009 Lewis, Greg Released
 9/8/2009 Agnone, Robbie Signed to the Practice Squad
 9/21/2009 Willingham, DeAngelo Released from the Practice Squad
 9/21/2009 Arrington, Kyle Signed to the Practice Squad



UNOFFICIAL DEPTH CHART

Unofficial depth chart compiled by Patriots media relations, Sept. 22, 2009

OFFENSE

WR: 83 Wes Welker	88 Sam Aiken	18 Matthew Slater
LT: 72 Matt Light	<u>76 Sebastian Vollmer</u>	
LG: 70 Logan Mankins	63 Dan Connolly	
C: 67 Dan Koppen	69 Ryan Wendell	
RG: 61 Stephen Neal	<u>60 Rich Ohrnberger</u>	71 Kendall Simmons
RT: 77 Nick Kaczur	<u>76 Sebastian Vollmer</u>	
TE 84 Benjamin Watson	86 Chris Baker	80 Michael Matthews
WR: 81 Randy Moss	13 Joey Galloway	<u>11 Julian Edelman</u>
QB: 12 Tom Brady	<u>8 Brian Hoyer</u>	
RB: 39 Laurence Maroney	34 Sammy Morris	33 Kevin Faulk
RB: 21 Fred Taylor	42 BenJarvus Green-Ellis	

DEFENSE

LE: 94 Ty Warren	<u>91 Myron Pryor</u>	
NT: 75 Vince Wilfork	99 Mike Wright	<u>92 Ron Brace</u>
RE: 97 Jarvis Green	<u>91 Myron Pryor</u>	
OLB 58 Pierre Woods	95 Tully Banta-Cain	50 Rob Ninkovich
ILB: 51 Jerod Mayo	52 Eric Alexander	
ILB: 59 Gary Guyton	52 Eric Alexander	
OLB 96 Adalius Thomas	55 Derrick Burgess	
LCB: 29 Shawn Springs	22 Terrence Wheatley	<u>28 Darius Butler</u>
RCB 23 Leigh Bodden	24 Jonathan Wilhite	
SS: 31 Brandon Meriweather	<u>25 Pat Chung</u>	
FS: 36 James Sanders	30 Brandon McGowan	38 Bret Lockett

SPECIAL TEAMS

K: 3 Stephen Gostkowski	6 Chris Hanson	
P: 6 Chris Hanson	3 Stephen Gostkowski	
H: 6 Chris Hanson	<u>8 Brian Hoyer</u>	
PR: 83 Wes Welker	33 Kevin Faulk	22 Terrence Wheatley
KR: 18 Matthew Slater	39 Laurence Maroney	<u>28 Darius Butler</u>
LS: <u>47 Jake Ingram</u>		

PRONUNCIATION GUIDE

Leigh Bodden	BOD-in	Dan Koppen	COPE-en
Stephen Gostkowski	gust-OW-ski	Jerod Mayo	je-ROD
Nick Kaczur	KÄ-zur	Adalius Thomas	ah-DAY-lus
		Ryan Wendell	wen-DELL